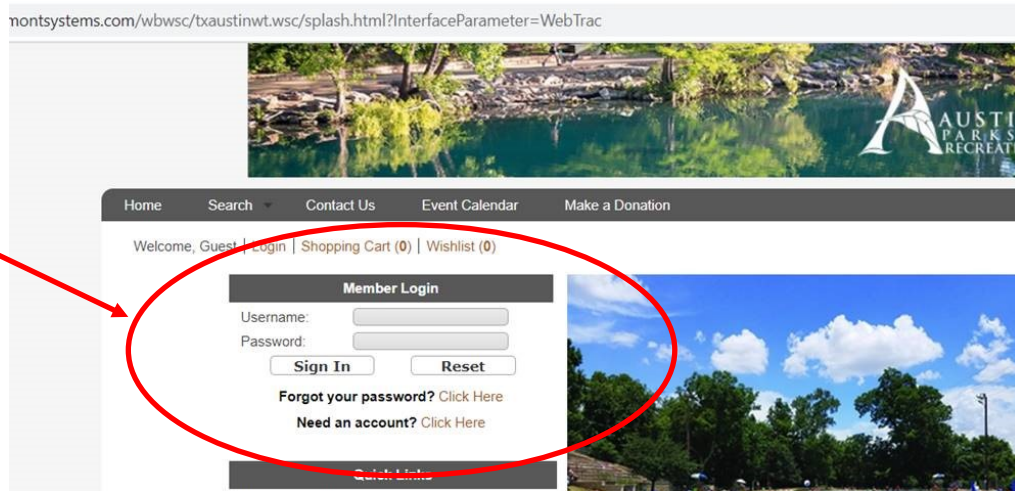


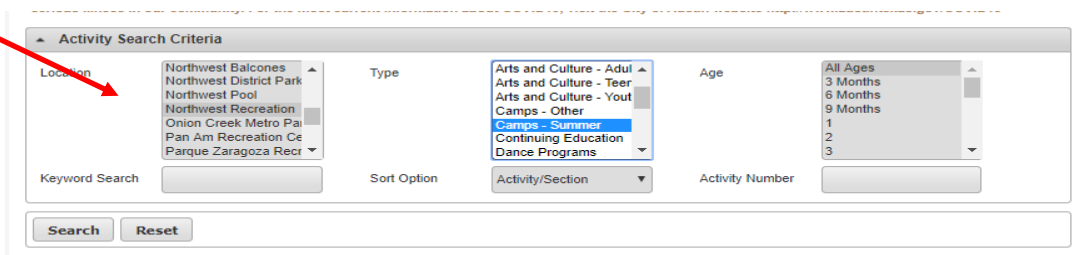
Intro: Welcome to Stay Playful 2020. In order to allow an equal opportunity for Austin Citizens to register for very limited spots, Austin Parks and Recreation is implementing a lottery system for this summer.

Please follow the steps below in order to register your child for the 2020 Stay Playful Lottery. If you do not know your WebTrac login information please [contact your center](#) or follow prompts for forgotten password. For more information on account creation please refer to this link: <http://austintexas.gov/page/account-creation-online-registration-faq>

Let's begin: Go to www.austintexas.gov/parksonline to sign into your account and view all available Stay Playful Camps.



You may choose the locations and weeks you are interested in registering, click the green plus sign and select add to cart for your selections.



Showing 1 To 13 Total Results (13)

Northwest Recreation Center Stay Playful - 753845

STAY PLAYFUL! is a FREE camp for Austin residents that offers youth and teens the opportunity to play games, create cool arts and crafts projects, and enjoy the outdoors. Camps will be limited in size and will prioritize the health and well-being of our campers and staff. There will be Covid-19 specific guidelines implemented that follow the recommendations of the Centers for Disease Control, American Camping Association as well local, state and federal requirements such as use of PPE for staff and participants, extra cleaning protocols, social distancing, specific check in and check out procedures, and temperature monitoring. Campers this summer will be placed into small groups called "pods" and where possible will be divided by family and not by age so siblings can remain together, minimizing the expansion of social circles. Sites with a teen camp, will not mix youth with teens in the same pod. There will be no off site trips or swimming this summer. There will be no camp Tuesday, July 14th due to voting onsite.

Online registration begins June 15th at 10am and will close at Midnight June 19th. Lottery placement begins Monday June 22nd and will be completed by June 26th. Participants that register after the lottery will be added to the waitlist. Due to limited number of spots this summer and high demand we please ask that you only register for weeks that you plan to attend the full week.

Inclusion services are available for any camper who may need extra support to have a fun summer experience. Please call 512-974-3914 or email inclusion@austintexas.gov to get more information.

All participants will need a sack lunch and 2 snacks, closed toe shoes, a mask, sunscreen/bug spray and a water bottle all marked with the child's name.

Contact: erik.granados@austintexas.gov or call 512-974-6972 for more information.

Add to Cart	Activity	Description	Dates	Meet Days	Times	Locations	Ages	Price	Information	Status
	753845-01	Youth July 6-10	07/06/2020 -07/10/2020	M, Tu, W, Th, F	8:00 am - 5:00 pm	Northwest Recreation	5-11	\$0.00/\$0.00		Lottery
	753845-02	Youth July 13-17	07/13/2020 -07/17/2020	M, W, Th, F	8:00 am - 5:00 pm	Northwest Recreation	5-11	\$0.00/\$0.00		Lottery
	753845-03	Youth July 20-24	07/20/2020 -07/24/2020	M, Tu, W, Th, F	8:00 am - 5:00 pm	Northwest Recreation	5-11	\$0.00/\$0.00		Lottery
	753845-04	Youth July 27-31	07/27/2020 -07/31/2020	M, Tu, W, Th, F	8:00 am - 5:00 pm	Northwest Recreation	5-11	\$0.00/\$0.00		Lottery
	753845-05	Teen July 6-10	07/06/2020	M, Tu, W,	8:00 am -	Northwest	12-	\$0.00/\$0.00		Lottery

The first name that appears is the parent/guardian. Please select all children you would like to register into the camp and deselect the parent/guardian. Then click continue.

Welcome, Kocian #57130 | [Logout](#) | [Shopping Cart \(0\)](#) | [Wishlist \(0\)](#)

Rick Kocian <input type="checkbox"/> Youth July 6-10 (753845-01)
Ricky 7 Kocian <input checked="" type="checkbox"/> Youth July 6-10 (753845-01)
Ricki 5 Kocian <input checked="" type="checkbox"/> Youth July 6-10 (753845-01)

If you only have one child, please skip “link sibling” and click continue.

Youth July 6-10 (753845-01) for Ricky 7 Kocian (Lottery Enrollment)


If you would like, you may 'Link a Sibling' to keep siblings enrolled together. Linking siblings may lower participant chances of getting selected for camps because there must be enough spots available in camp for BOTH participants when linked. If there are not enough spots, both participants will be placed on the waitlist. Each child must be enrolled AND must link their sibling for both the enrollment and the Sibling Link to work.

After you Continue to put the first child's activity in the shopping cart, you may Continue Shopping to enroll the second child and link their sibling when you get to this screen.

If you already selected both children before advancing to this screen, note the name at the top of this screen. This will be the first child's enrollment, so you must pick the second child as a Sibling Link. Once you select Continue, the screen will change to the second child's enrollment. Their name will appear at the top of the screen, so you must pick the first child as a Sibling Link. Continue to advance to the shopping cart, where you will see both registrations.

Link Siblings To Your Lottery Enrollment (optional)

Link Sibling Choose a Family Member Activity-Section Number (in parenthesis at the top of the screen)



If you have more than one child that you would like to register into camp, the lottery has a function to keep siblings enrolled together. In order to do this, you will “link sibling” with a family member in the household. Keep in mind that linking siblings may lower participant chances of getting selected for camps because there must be enough spots available in camp for BOTH participants when linked. If there are not enough spots, both participants will be placed on the waitlist.

If you would like to NOT link family members, please refer to the step above.

If you have a family with 3 or more children that you would like to be “Linked” all together, we kindly ask you to [contact your center](#) in lieu of registering online so that staff may assist you in linking them correctly.

At the top you will notice (1) Activity Name, (2) Activity Section number in parenthesis and (3) Enrollee.

Next, refer to the “Link sibling To Your lottery enrollment” section. You will need to link your original enrollee (#3 at the top) with the other sibling in the household by clicking on the drop box and selecting the sibling’s name. In the example below, Ricky 7 is the original enrollee listed at the top in the gray bar (#3) and Ricki 5 is their sibling that is linked.

In the activity section, type in activity section number from (2) above to ensure both participants are “linked”.

Click continue.

The screenshot shows a web form titled "Youth July 6-10 (753845-01) for Ricky 7 Kocian (Lottery Enrollment)". At the top, three red numbers are positioned above the title: "1" above "Youth July 6-10 (753845-01)", "2" above "(753845-01)", and "3" above "for Ricky 7 Kocian". A red arrow points from the left to the title bar. Below the title is a text box with instructions: "If you would like, you may 'Link a Sibling' to keep siblings enrolled together. Linking siblings may lower participant chances of getting selected for camps because there must be enough spots available in camp for BOTH participants when linked. If there are not enough spots, both participants will be placed on the waitlist. Each child must be enrolled AND must link their sibling for both the enrollment and the Sibling Link to work. After you Continue to put the first child's activity in the shopping cart, you may Continue Shopping to enroll the second child and link their sibling when you get to this screen. If you already selected both children before advancing to this screen, note the name at the top of this screen. This will be the first child's enrollment, so you must pick the second child as a Sibling Link. Once you select Continue, the screen will change to the second child's enrollment. Their name will appear at the top of the screen, so you must pick the first child as a Sibling Link. Continue to advance to the shopping cart, where you will see both registrations." Below the text is a section titled "Link Siblings To Your Lottery Enrollment (optional)". It contains a "Link Sibling" dropdown menu with "Ricki 5 Kocian" selected, and an "Activity-Section Number (in parenthesis at the top of the screen)" text box containing "753845-01". A red arrow points from the right to this text box. At the bottom of the form are "Continue" and "Cancel" buttons. A red arrow points from the left to the "Continue" button.

In order to reciprocate the link, you must repeat the process for the other sibling, thus ensuring each child selects their sibling for enrollment and linking them together. If only one child selects their sibling to be linked, but the other child does NOT, then the link will be “broken” and they will not be paired together during the lottery. It is important that they each select the other member to complete the link. In the example below, Ricki 5 located at the top now selects Ricky 7 as their linked sibling.

Click continue.

The screenshot shows a web form titled "Youth July 6-10 (753845-01) for Ricki 5 Kocian (Lottery Enrollment)". The title bar contains the text "Youth July 6-10 (753845-01) for Ricki 5 Kocian (Lottery Enrollment)". Below the title is a text box with instructions: "If you would like, you may 'Link a Sibling' to keep siblings enrolled together. Linking siblings may lower participant chances of getting selected for camps because there must be enough spots available in camp for BOTH participants when linked. If there are not enough spots, both participants will be placed on the waitlist. Each child must be enrolled AND must link their sibling for both the enrollment and the Sibling Link to work. After you Continue to put the first child's activity in the shopping cart, you may Continue Shopping to enroll the second child and link their sibling when you get to this screen. If you already selected both children before advancing to this screen, note the name at the top of this screen. This will be the first child's enrollment, so you must pick the second child as a Sibling Link. Once you select Continue, the screen will change to the second child's enrollment. Their name will appear at the top of the screen, so you must pick the first child as a Sibling Link. Continue to advance to the shopping cart, where you will see both registrations." Below the text is a section titled "Link Siblings To Your Lottery Enrollment (optional)". It contains a "Link Sibling" dropdown menu with "Ricky 7 Kocian" selected, and an "Activity-Section Number (in parenthesis at the top of the screen)" text box containing "753845-01". At the bottom of the form are "Continue" and "Cancel" buttons.

You will see your Activity Sections in your cart, but you will NOT be able to see the “Sibling Links”. Please ensure that all members are registered where you have intended them to be.

Click Proceed to Checkout.

The screenshot shows the top navigation bar with links: AUSTINTEXAS.GOV | AIRPORT | LIBRARY | AUSTIN ENERGY | AUSTIN WATER | CONVENTION CENTER | VISITORS BUREAU | OPEN GOVERNMENT. Below is a banner image of a park with the Austin Parks & Recreation logo. The main navigation bar includes: Home, Search, My Account, Contact Us, Event Calendar, Make a Donation. A user greeting reads: Welcome, Kocian #57130 | Logout | Shopping Cart (2) | Wishlist (0). A green notification box says: ✓ New Charges In Shopping Cart. The 'Shopping Cart' section shows 'Showing 1 To 2' items and 'Total Results (2)'. The table below lists the items:

	Description	Name	Total Fees		
✕	Youth July 6-10 (753845-01) (Lottery)	Ricky 7	\$ 0.00	🗑️	◀️
✕	Youth July 6-10 (753845-01) (Lottery)	Ricki 5	\$ 0.00	🗑️	◀️
Grand Total Fees Due			\$ 0.00		
Total Old Balances Not in Shopping Cart			\$ 0.00		

Buttons at the bottom: Proceed To Checkout, Continue Shopping, Pay Old Balances, Make A Donation, Empty Cart.

Take time to review your contact information to ensure your phone number and email are correct then click continue to complete the registration process. Congratulations, you have completed the lottery process for Stay Playful. Reminder, registration will occur June 15–June 19th. Lottery will begin June 22nd and PARD staff will be contacting lottery recipients of available spots no later than June 26th. Should you have any questions along the way, don't hesitate to [contact your recreation center](#).

The screenshot shows the 'Billing Information' section of the website. At the top, it says: Welcome, Kocian #57130 | Logout | Shopping Cart (2) | Wishlist (0). Below is a 'Summary of Charges' table:

New Charges In Shopping Cart:	\$ 0.00
Old Balances In Shopping Cart:	\$ 0.00
Total Balance for household:	\$ 0.00
Amount To Be Paid Today:	\$ 0.00

The 'Billing Information' section contains the following fields:

- First Name: * Rick
- Last Name: * Kocian
- Home Phone w/area code: * [Redacted]
- Email: * [Redacted]
- Re-Enter Email: [Redacted]

A message at the bottom reads: Click 'Continue' to initiate the payment authorization process and generate a confirmation receipt. Buttons below: Continue, Back To Shopping Cart, Make A Donation.