



Circle C Ranch Metropolitan Park on Slaughter Creek

EXISTING CONDITIONS AND CONSTRAINTS



-  HALF CRITICAL ROOT ZONE OF TREES. NO PROPOSED EXCAVATION
-  LOW TREE BRANCHES. NO PLAY STRUCTURES OR AMENITIES ABOVE 7'-6" TALL

ALMOST THIRTY YEARS OF TREE GROWTH SINCE THE PLAY EQUIPMENT WAS INSTALLED



LOW BRANCHES LIMITING POSSIBLE LOCATION OF NEW PLAY EQUIPMENT



NO ACCESSIBLE PLAY OPTIONS AT EXISTING LOCATION. IF PEAGRAVEL WERE REPLACED WITH 12" DEEP SAFETY MULCH IT COULD CAUSE ROT AND MOISTURE DAMAGE AT THE BASE OF THE TREE TRUNKS



LOW BRANCHES THAT INTERACT WITH PLAY FEATURES CREATE SAFETY HAZARDS IN THE PLAY AREA



TYPE OF SWINGS ARE LIMITED BY TREE BRANCHES AND MEASURES OF CLEAR ZONES REQUIRED BY CONSUMER PRODUCT SAFETY COMMISSION

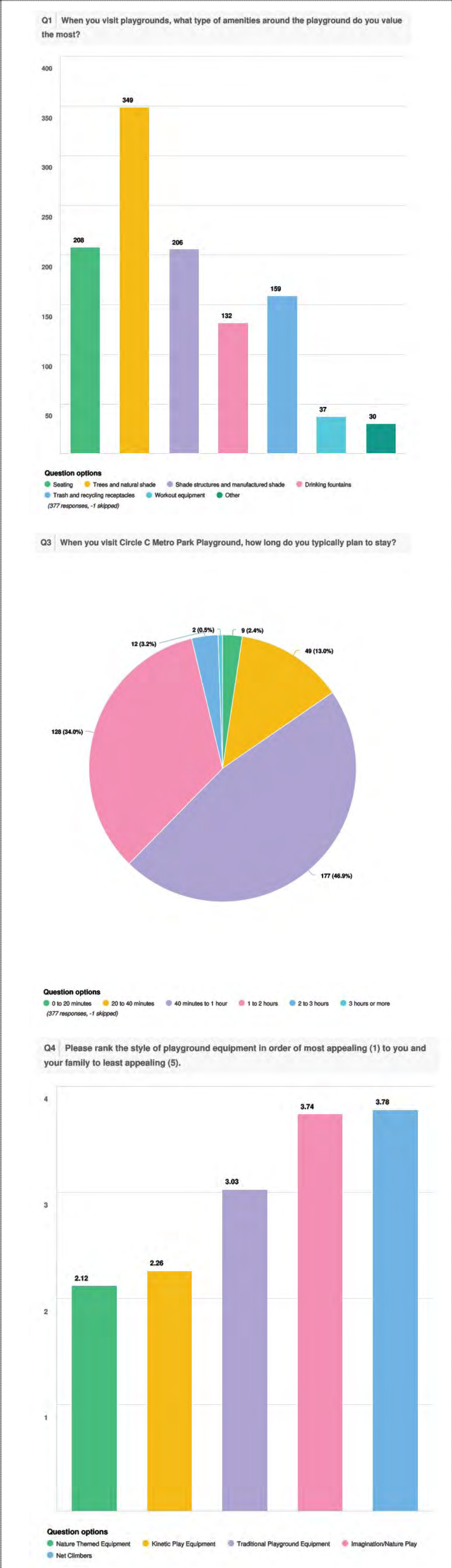
Circle C Ranch Metropolitan Park on Slaughter Creek

PRELIMINARY PLAYGROUND DESIGN

ALTERNATIVE PLAY OPPORTUNITIES UNDER THE LIVE OAK TREES



ONLINE SURVEY RESULTS



Circle C Playground Replacement

October 26, 2019

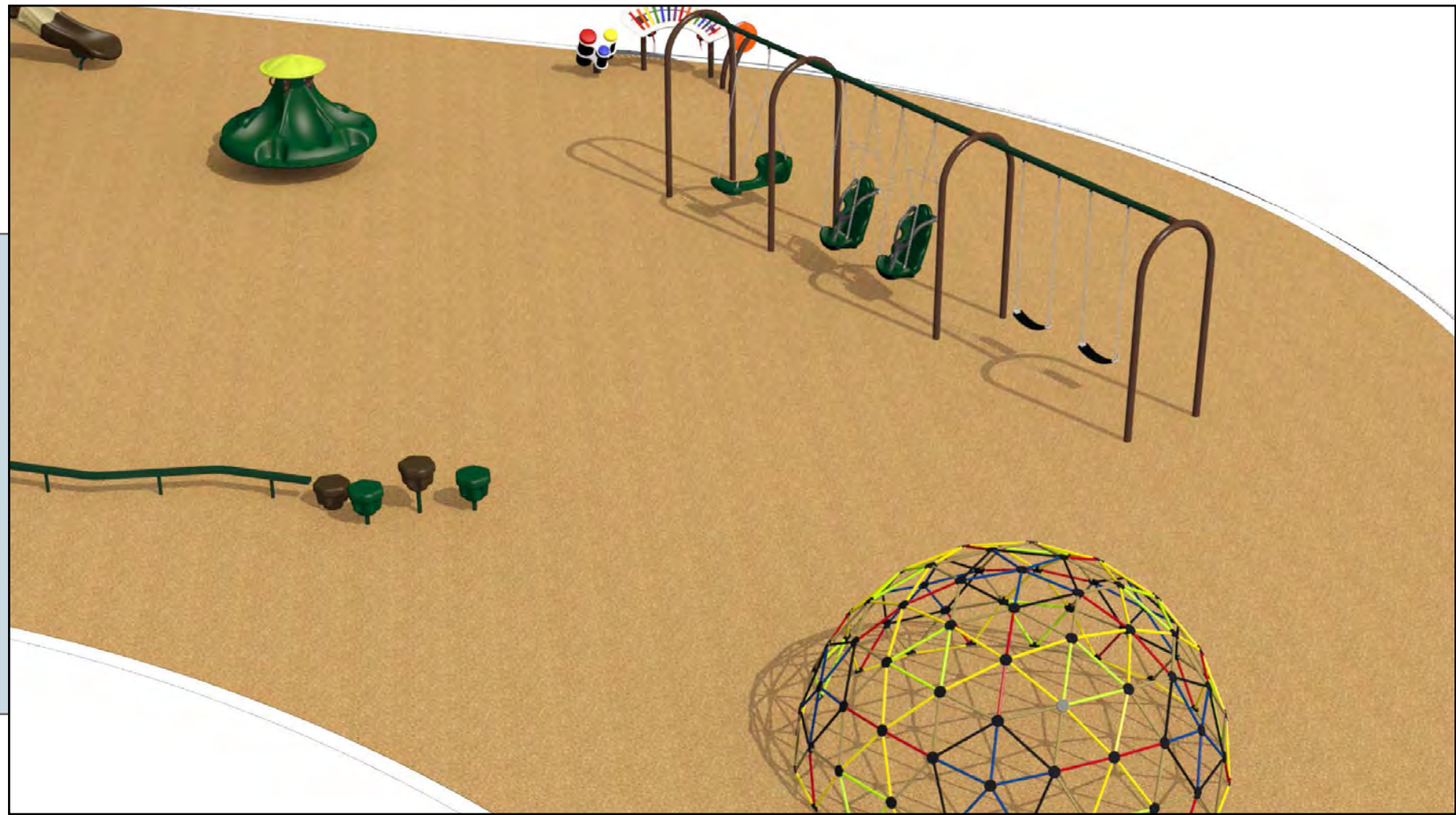
Circle C Ranch Metropolitan Park on Slaughter Creek

2-5 YEAR PLAY FEATURE

5-12 YEAR PLAY FEATURE

SWING & SPIN FEATURES

OPTION A



OPTION B



OPTION C



Circle C Ranch Metropolitan Park on Slaughter Creek

PROPOSED SITE AMENITIES & MATERIALS

SEATING AND PICNIC TABLES



LUEDER LIMESTONE BLOCK



MOVEABLE PICNIC TABLE

FENCE AND COLUMNS AT PARKING LOT



STONE COLUMNS



SPLIT RAIL FENCE

KIOSK AT ENTRY



KIOSK

NATURE PLAY & LOOSE PARTS PLAY (FORT BUILDING)



NATURAL STEPPERS AND SEATS



REUSE EXISTING STONES



FORT BUILDING

ALTERNATE, RUBBER SAFETY SURFACE




BONDED RUBBER




POURED-IN-PLACE RUBBER

POURED-IN-PLACE SYSTEMS



TURF SYSTEMS



COMBINING MULTIPLE TYPES OF SURFACING



TILE SYSTEMS

