








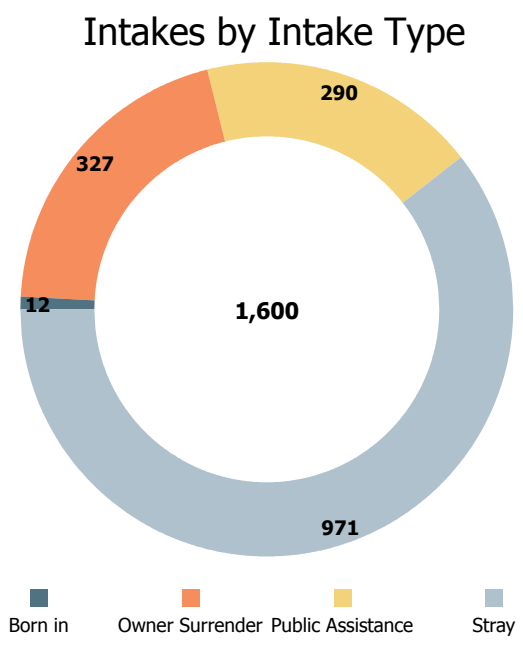
Austin Animal Center Monthly Report September 2017









Fiscal Year 2017

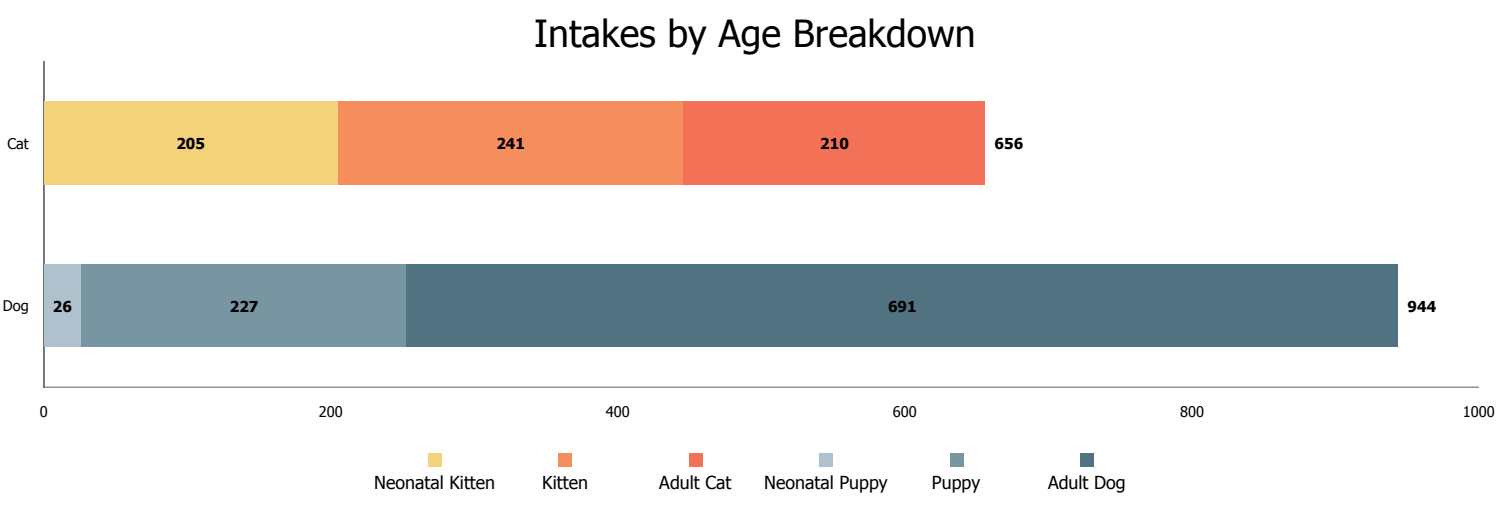
Austin Animal Center September 2017 Intakes

	 Neonatal Kitten	 Kitten	 Adult Cat	 Neonatal Puppy	 Puppy	 Adult Dog	Total
Born in	3	0	0	9	0	0	12
Owner Surrender	15	48	98	11	35	120	327
Public Assistance	1	5	13	0	38	233	290
Stray	186	188	99	6	154	338	971
Total	205	241	210	26	227	691	1,600



Age Breakdown

- Neonatal**
  under 6 weeks old
- Kitten/Puppy**
  6 weeks to under 1 year old
- Adult**
  at least 1 year old

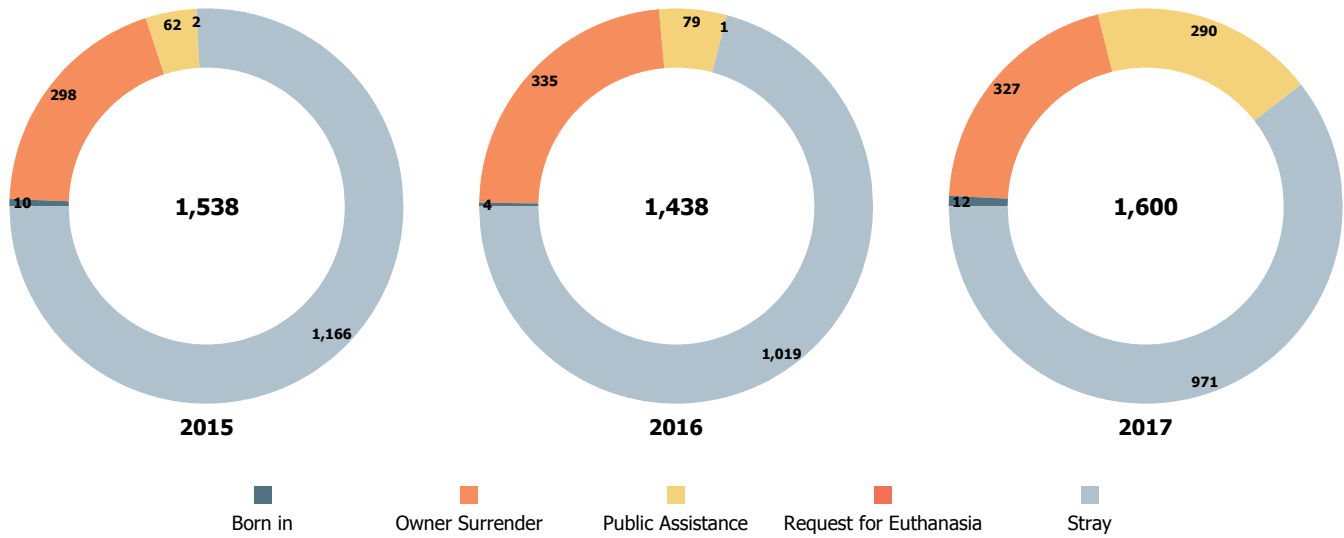


Austin Animal Center September 2015 to 2017 Intakes

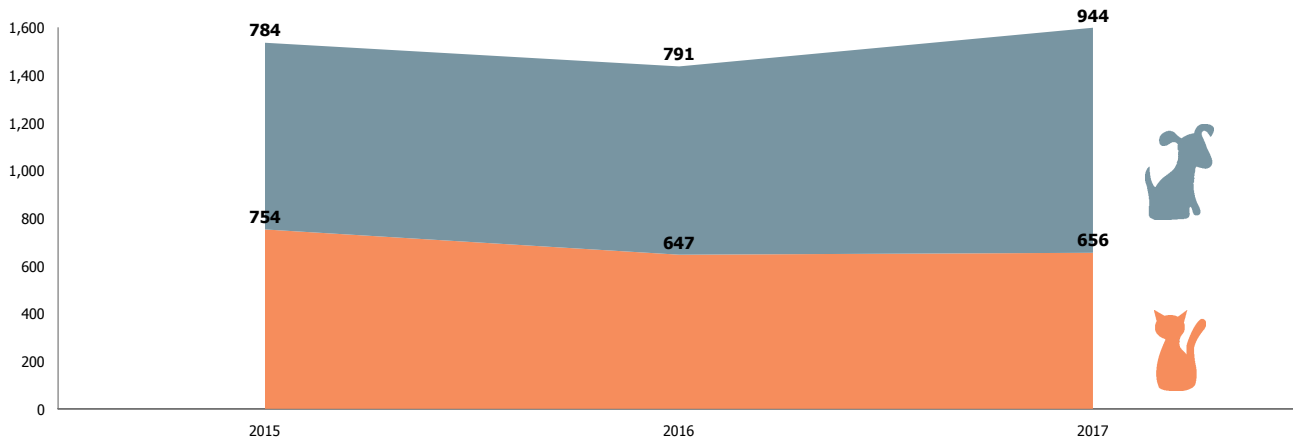


	2015			2016			2017		
	Cat	Dog	Total	Cat	Dog	Total	Cat	Dog	Total
Born in	10	0	10	1	3	4	3	9	12
Owner Surrender	135	163	298	168	167	335	161	166	327
Public Assistance	3	59	62	14	65	79	19	271	290
Request for Euthanasia	0	2	2	0	1	1	0	0	0
Stray	606	560	1,166	464	555	1,019	473	498	971
Total	754	784	1,538	647	791	1,438	656	944	1,600

Yearly September Intakes by Intake Type



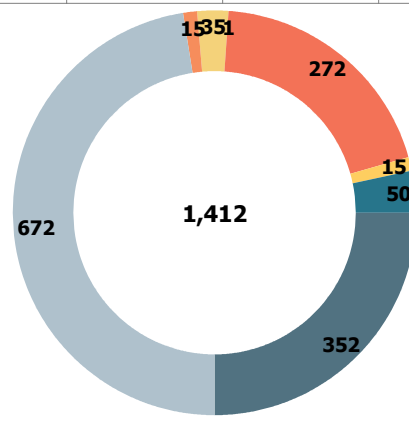
Yearly September Intakes by Animal Type



Austin Animal Center September 2017 Outcomes



	Neonatal Kitten	Kitten	Adult Cat	Neonatal Puppy	Puppy	Adult Dog	Total
Adoption	0	215	90	0	144	223	672
Deceased	5	4	3	0	1	2	15
Humane Euthanasia	2	7	16	1	3	6	35
Missing	0	0	0	0	0	1	1
RTO	0	6	25	0	23	218	272
Rto-Adopt	0	1	1	0	3	10	15
Shelter Neuter Return	0	23	27	0	0	0	50
Transfer	97	28	29	8	41	149	352
Total	104	284	191	9	215	609	1,412



Age Breakdown

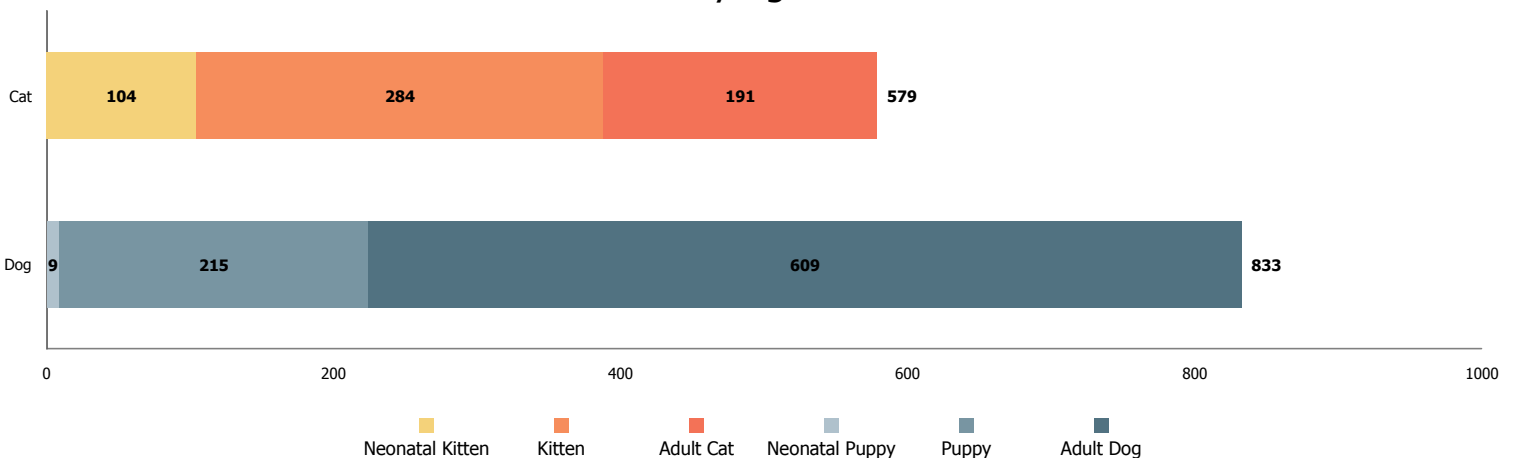
Neonatal
 under 6 weeks old

Kitten/Puppy
 6 weeks to under 1 year old

Adult
 at least 1 year old



Outcomes by Age Breakdown

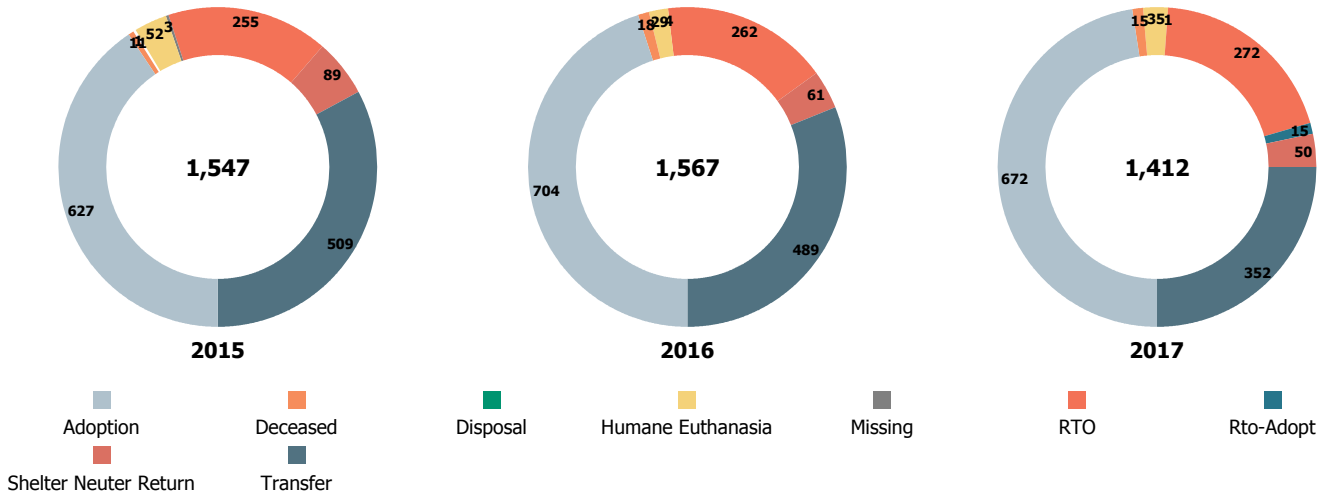


Austin Animal Center September 2015 to 2017 Outcomes

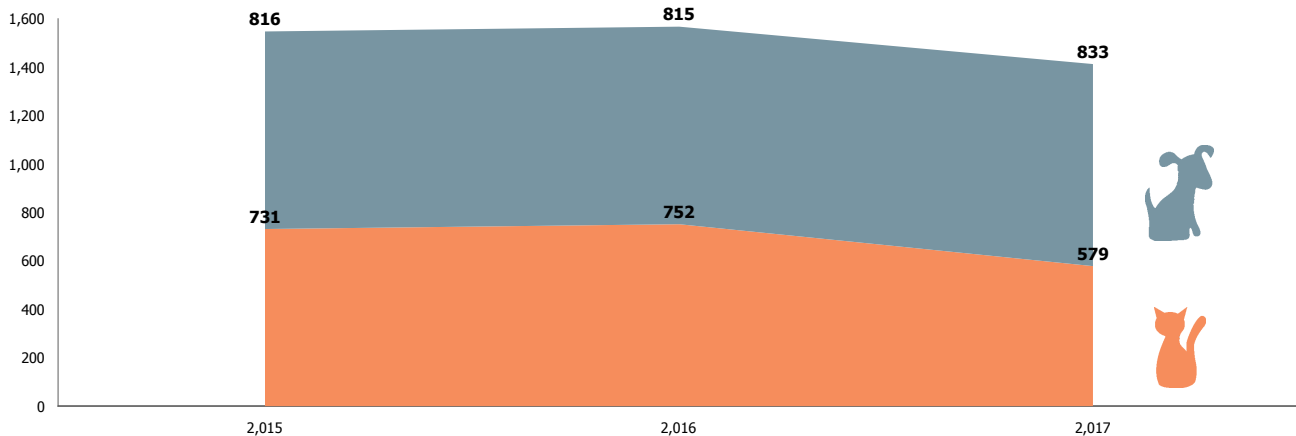


	2015			2016			2017		
	Cat	Dog	Total	Cat	Dog	Total	Cat	Dog	Total
Adoption	271	356	627	294	410	704	305	367	672
Deceased	7	4	11	15	3	18	12	3	15
Disposal	1	0	1	0	0	0	0	0	0
Humane Euthanasia	27	25	52	17	12	29	25	10	35
Missing	2	1	3	4	0	4	0	1	1
RTO	32	223	255	25	237	262	31	241	272
Rto-Adopt	0	0	0	0	0	0	2	13	15
Shelter Neuter Return	89	0	89	61	0	61	50	0	50
Transfer	302	207	509	336	153	489	154	198	352
Total	731	816	1,547	752	815	1,567	579	833	1,412

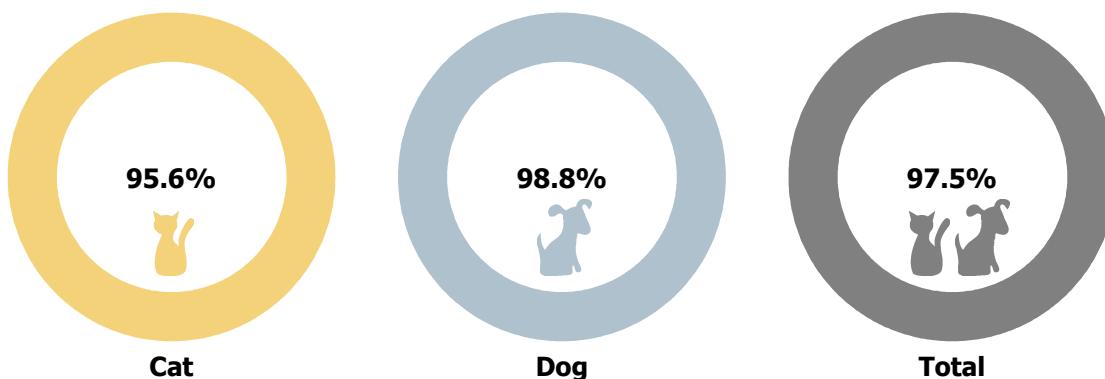
Yearly September Outcomes by Outcome Type



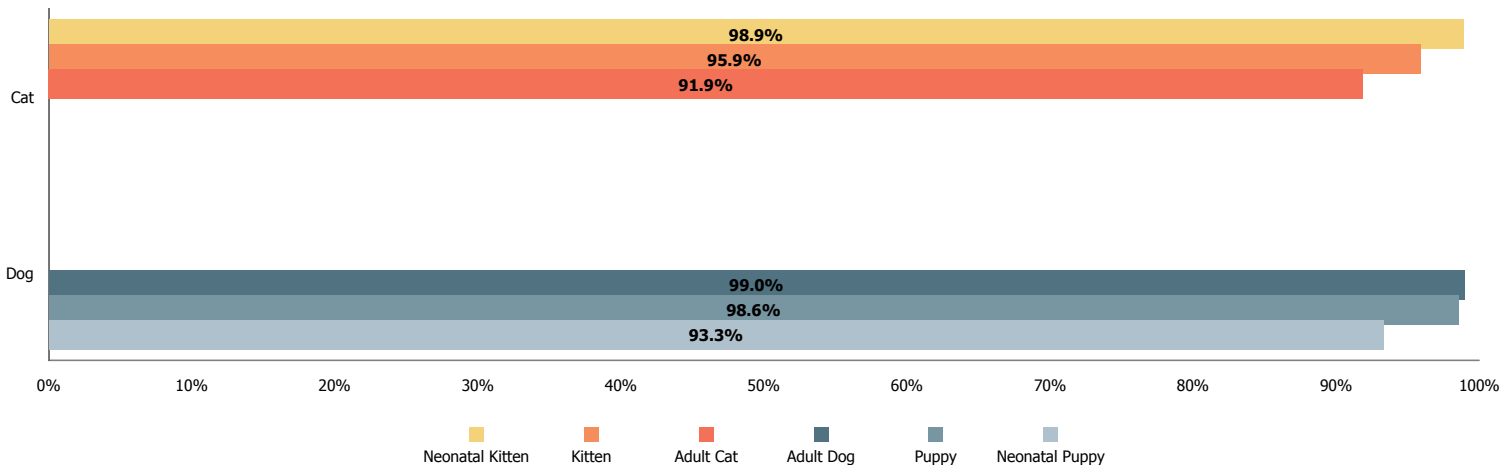
Yearly September Outcomes by Animal Type



Total Live Release Rates



Live Release Rates by Age Breakdown



Yearly September Live Release Rates Compared

