

Austin Animal Center Monthly Report November 2017



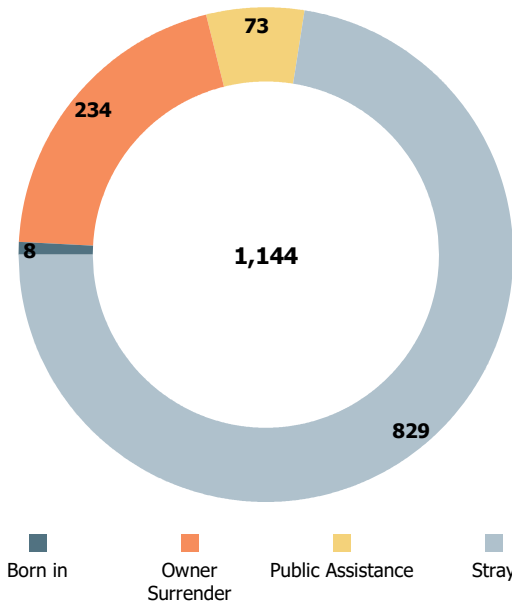
Fiscal Year 2017

Austin Animal Center November 2017 Intakes



	Neonatal Kitten	Kitten	Adult Cat	Neonatal Puppy	Puppy	Adult Dog	Total
Born in	0	0	0	8	0	0	8
Owner Surrender	4	34	58	2	35	101	234
Public Assistance	0	2	12	2	2	55	73
Stray	77	129	111	34	138	340	829
Total	81	165	181	46	175	496	1,144

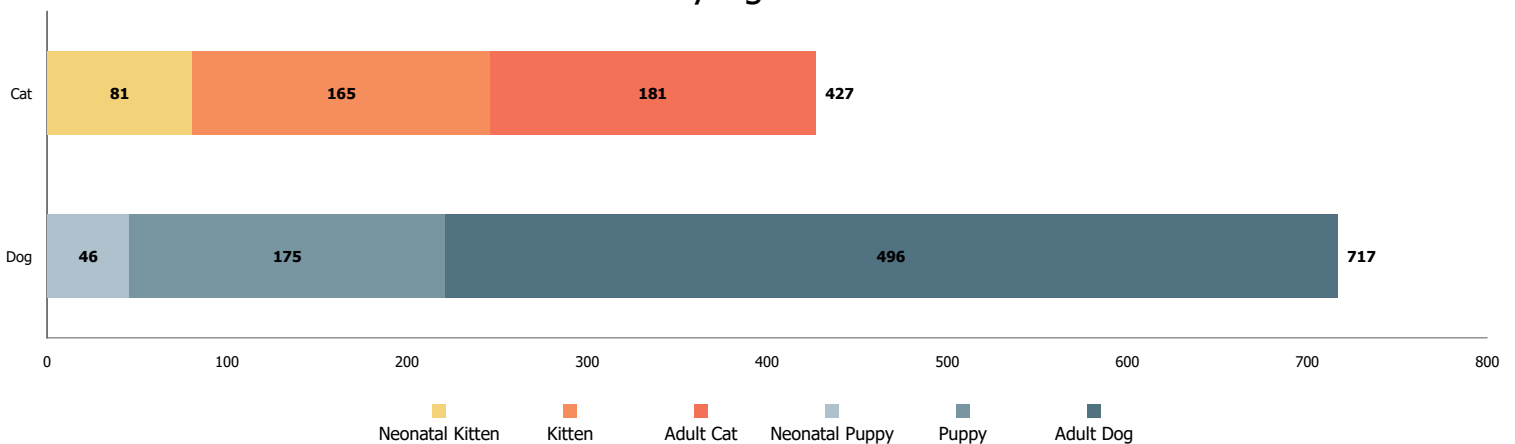
Intakes by Intake Type



Age Breakdown

- Neonatal**
under 6 weeks old
- Kitten/Puppy**
6 weeks to under 1 year old
- Adult**
at least 1 year old

Intakes by Age Breakdown

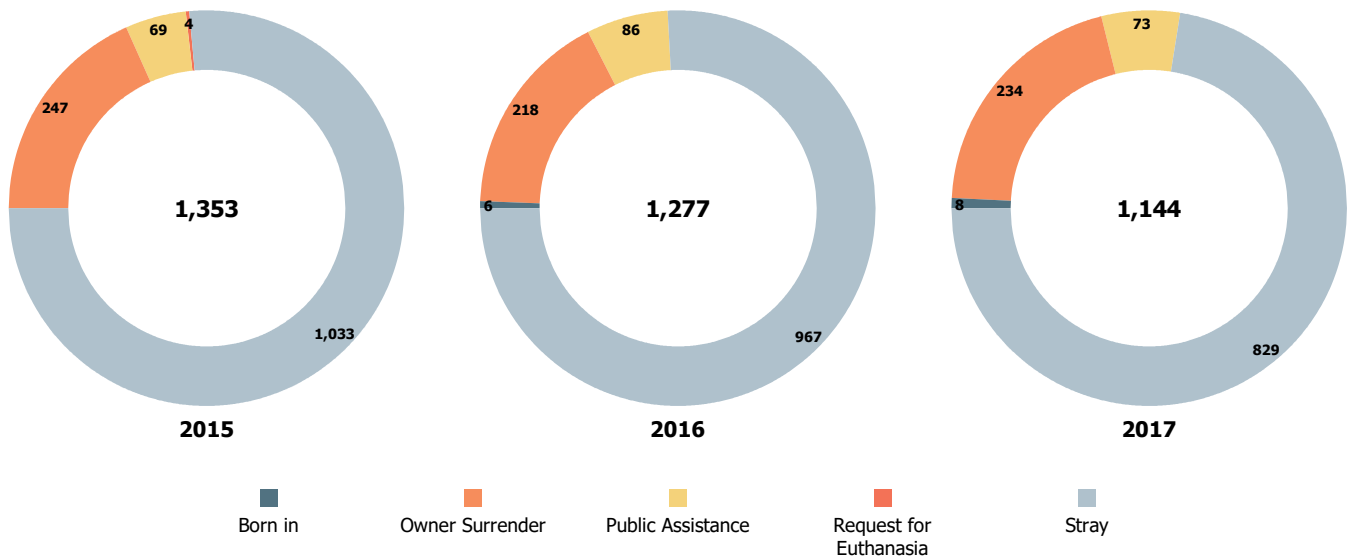


Austin Animal Center November 2015 to 2017 Intakes

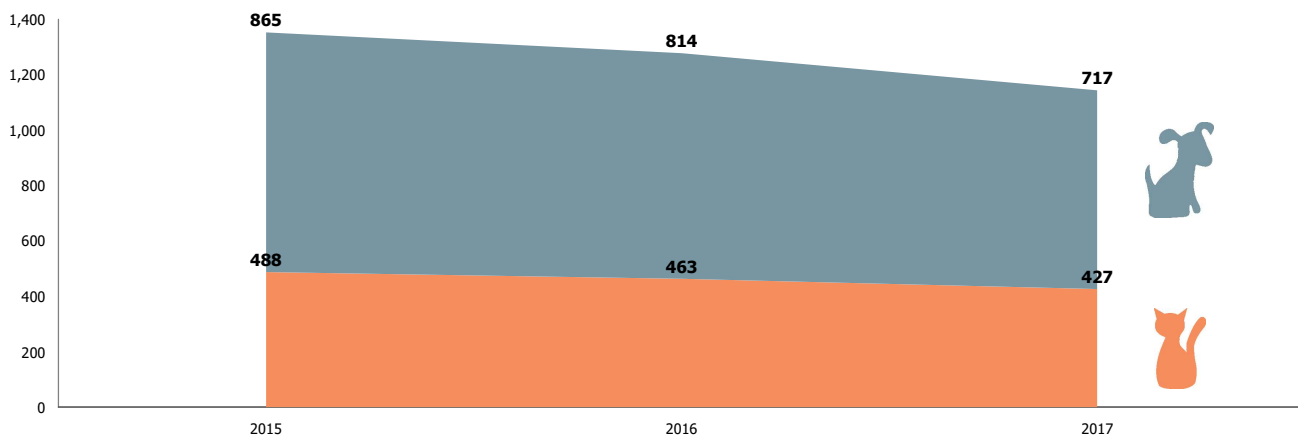


	2015			2016			2017		
	Cat	Dog	Total	Cat	Dog	Total	Cat	Dog	Total
Born in	0	0	0	6	0	6	0	8	8
Owner Surrender	119	128	247	84	134	218	96	138	234
Public Assistance	4	65	69	7	79	86	14	59	73
Request for Euthanasia	2	2	4	0	0	0	0	0	0
Stray	363	670	1,033	366	601	967	317	512	829
Total	488	865	1,353	463	814	1,277	427	717	1,144

Yearly November Intakes by Intake Type



Yearly November Intakes by Animal Type

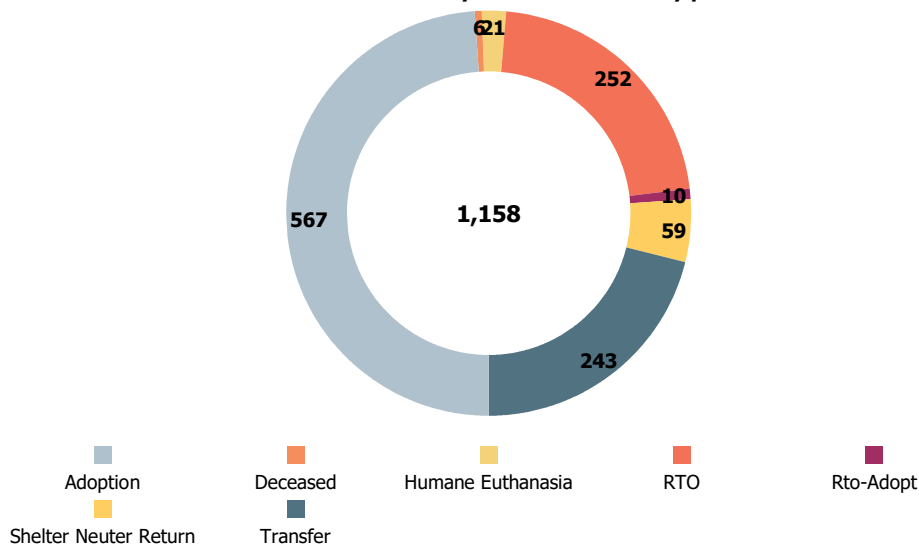


Austin Animal Center November 2017 Outcomes



	Neonatal Kitten	Kitten	Adult Cat	Neonatal Puppy	Puppy	Adult Dog	Total
Adoption	0	196	62	0	117	192	567
Deceased	0	1	5	0	0	0	6
Humane Euthanasia	1	5	9	0	1	5	21
RTO	0	3	26	0	23	200	252
Rto-Adopt	0	2	2	0	2	4	10
Shelter Neuter Return	0	27	32	0	0	0	59
Transfer	15	46	25	20	49	88	243
Total	16	280	161	20	192	489	1,158

Outcomes by Outcome Type



Age Breakdown

Neonatal

under 6 weeks old

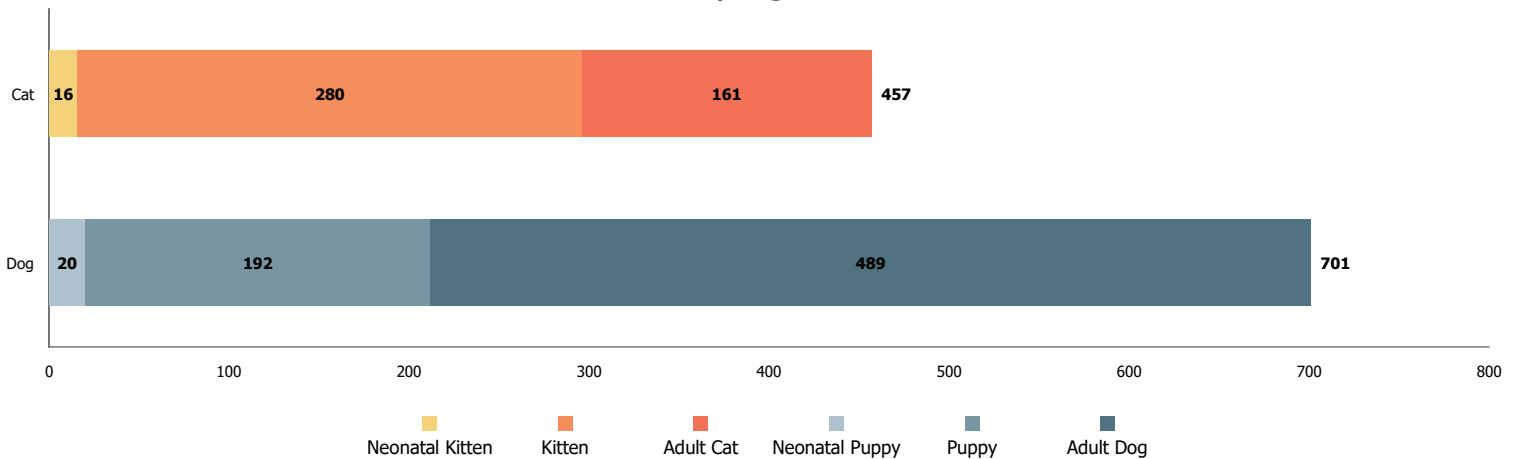
Kitten/Puppy

6 weeks to under 1 year old

Adult

at least 1 year old

Outcomes by Age Breakdown

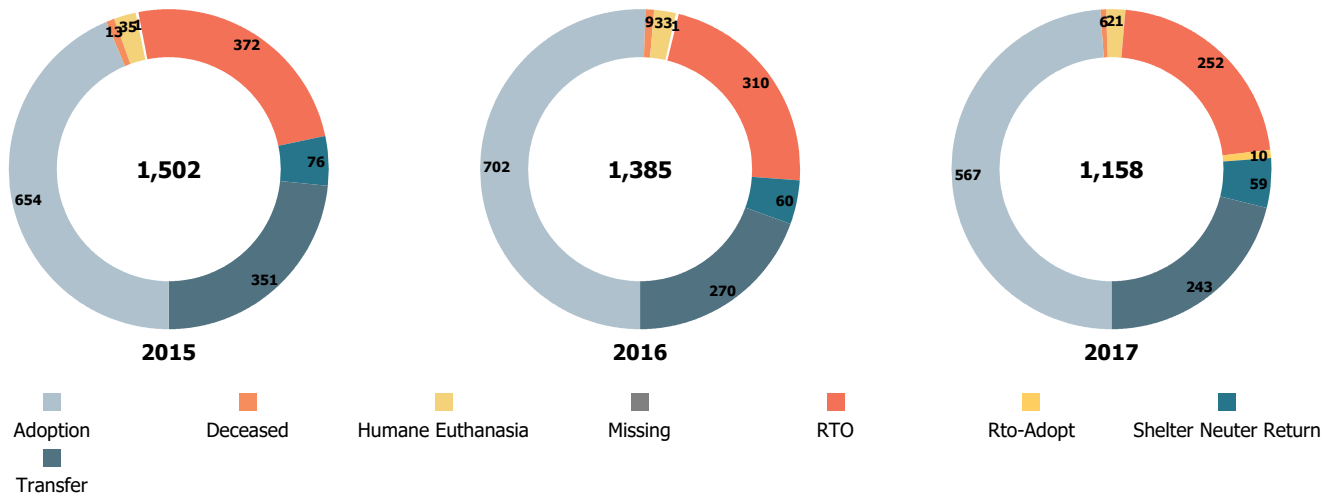


Austin Animal Center November 2015 to 2017 Outcomes

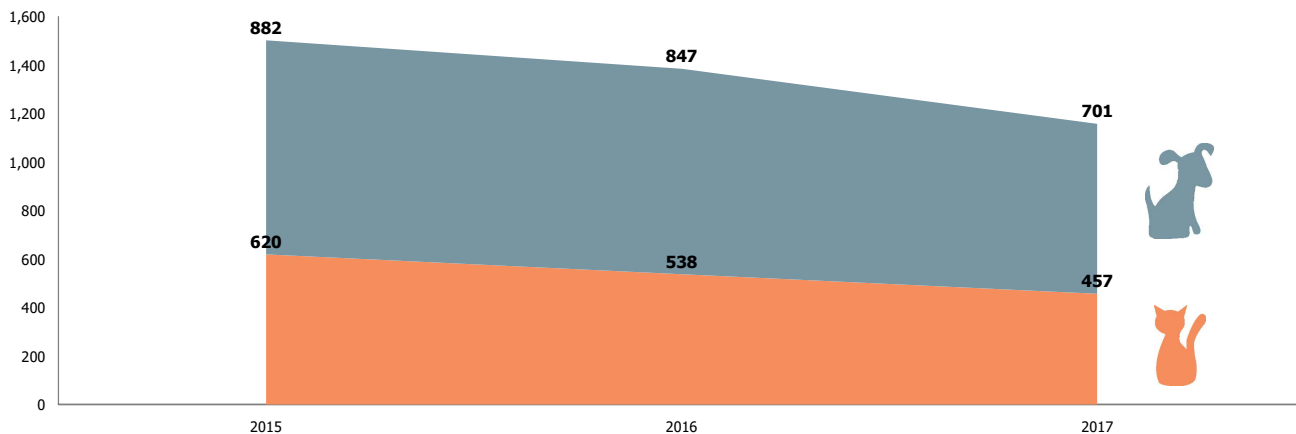


	2015			2016			2017		
	Cat	Dog	Total	Cat	Dog	Total	Cat	Dog	Total
Adoption	321	333	654	308	394	702	258	309	567
Deceased	11	2	13	7	2	9	6	0	6
Humane Euthanasia	21	14	35	19	14	33	15	6	21
Missing	1	0	1	0	1	1	0	0	0
RTO	32	340	372	28	282	310	29	223	252
Rto-Adopt	0	0	0	0	0	0	4	6	10
Shelter Neuter Return	76	0	76	60	0	60	59	0	59
Transfer	158	193	351	116	154	270	86	157	243
Total	620	882	1,502	538	847	1,385	457	701	1,158

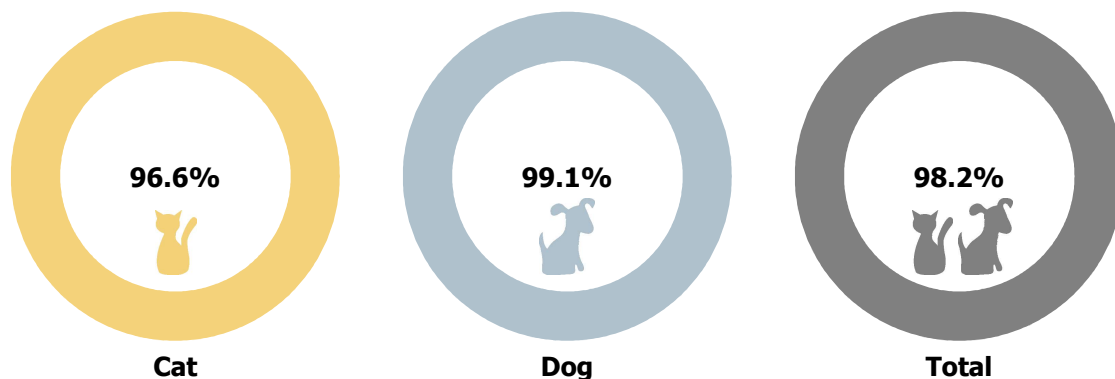
Yearly November Outcomes by Outcome Type



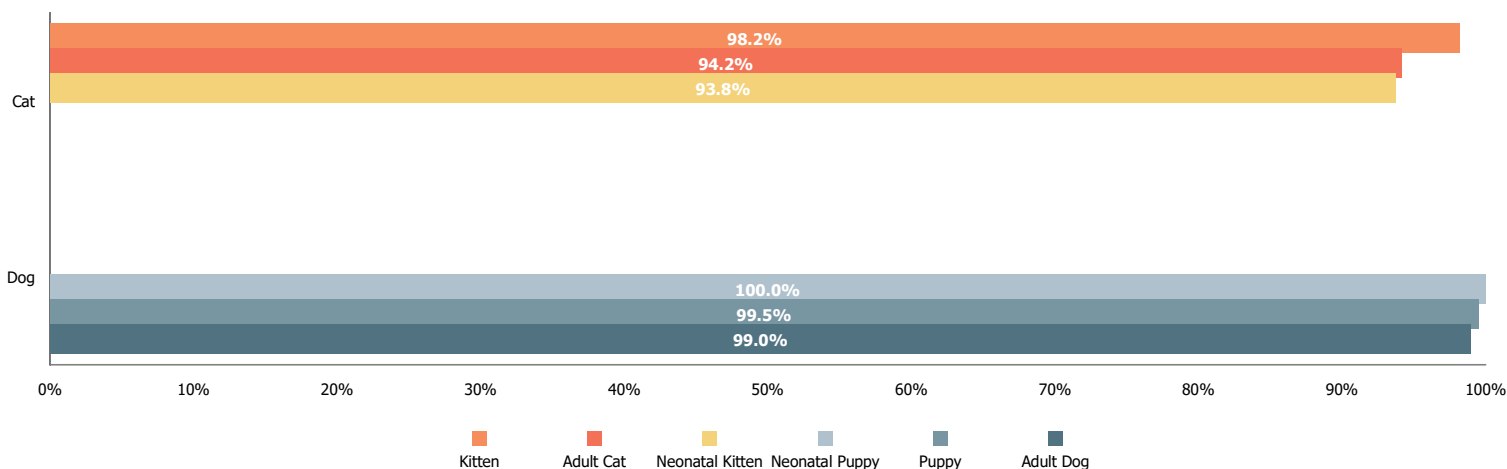
Yearly November Outcomes by Animal Type



Total Live Release Rates



Live Release Rates by Age Breakdown



Yearly November Live Release Rates Compared

