







Austin Animal Center Monthly Report November 2016

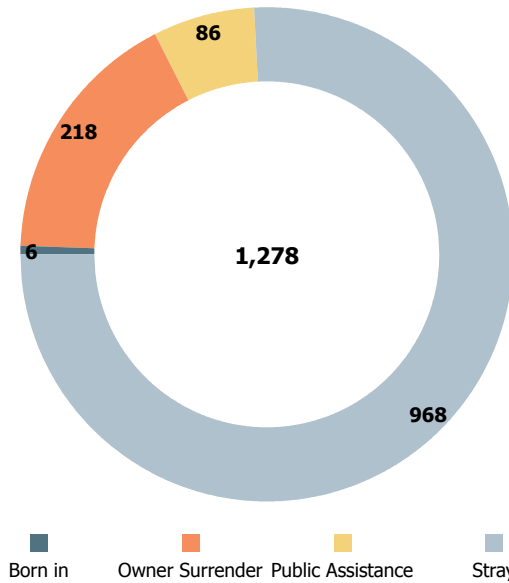


Fiscal Year 2017

Austin Animal Center November 2016 Intakes

	 Neonatal Kitten	 Kitten	 Adult Cat	 Neonatal Puppy	 Puppy	 Adult Dog	Total
Born in	6	0	0	0	0	0	6
Owner Surrender	0	42	42	7	39	88	218
Public Assistance	0	2	5	0	12	67	86
Stray	108	130	128	9	156	437	968
Total	114	174	175	16	207	592	1,278

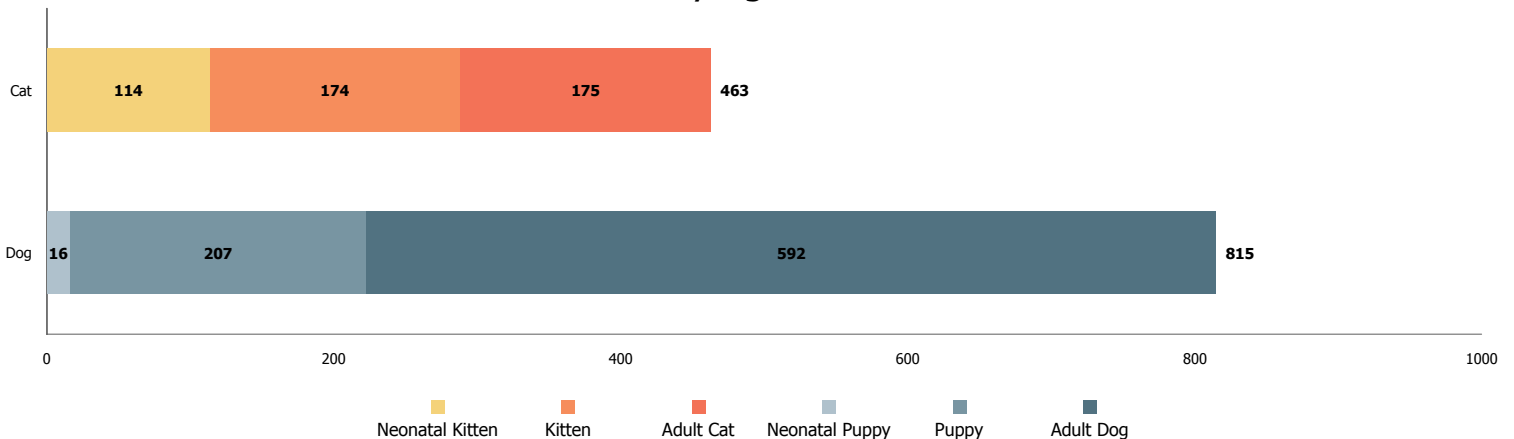
Intakes by Intake Type



Age Breakdown

- Neonatal**
  under 6 weeks old
- Kitten/Puppy**
  6 weeks to under 1 year old
- Adult**
  at least 1 year old

Intakes by Age Breakdown

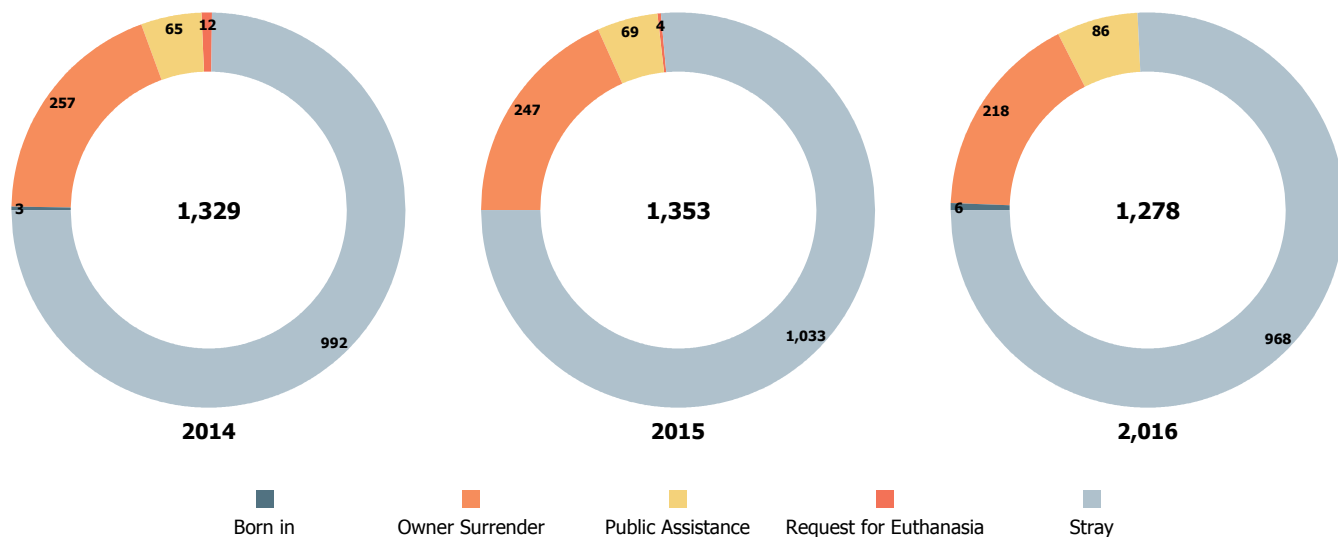


Austin Animal Center November 2014 to 2016 Intakes

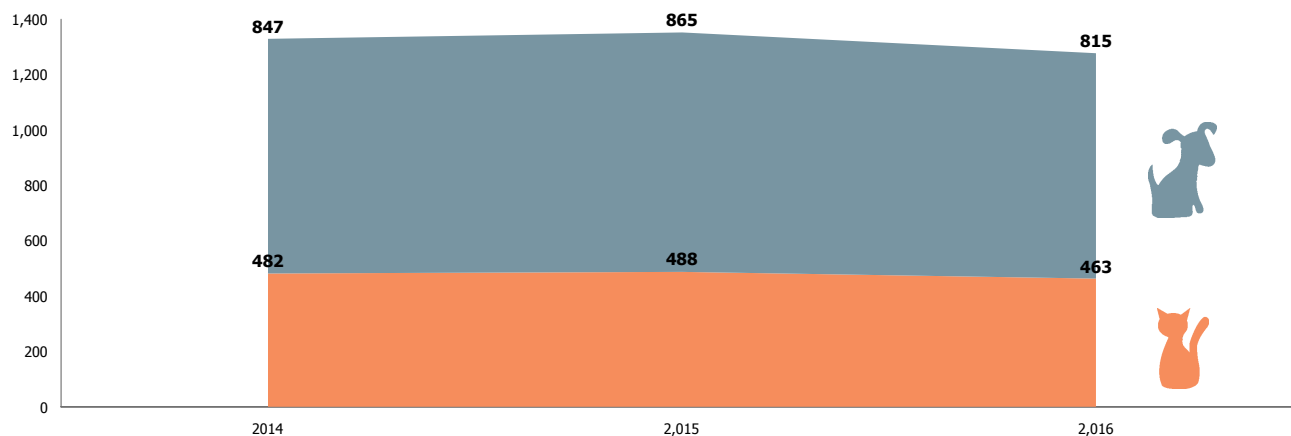


	2014			2015			2016		
	Cat	Dog	Total	Cat	Dog	Total	Cat	Dog	Total
Born in	0	3	3	0	0	0	6	0	6
Owner Surrender	97	160	257	119	128	247	84	134	218
Public Assistance	5	60	65	4	65	69	7	79	86
Request for Euthanasia	3	9	12	2	2	4	0	0	0
Stray	377	615	992	363	670	1,033	366	602	968
Total	482	847	1,329	488	865	1,353	463	815	1,278

Yearly November Intakes by Intake Type



Yearly November Intakes by Animal Type

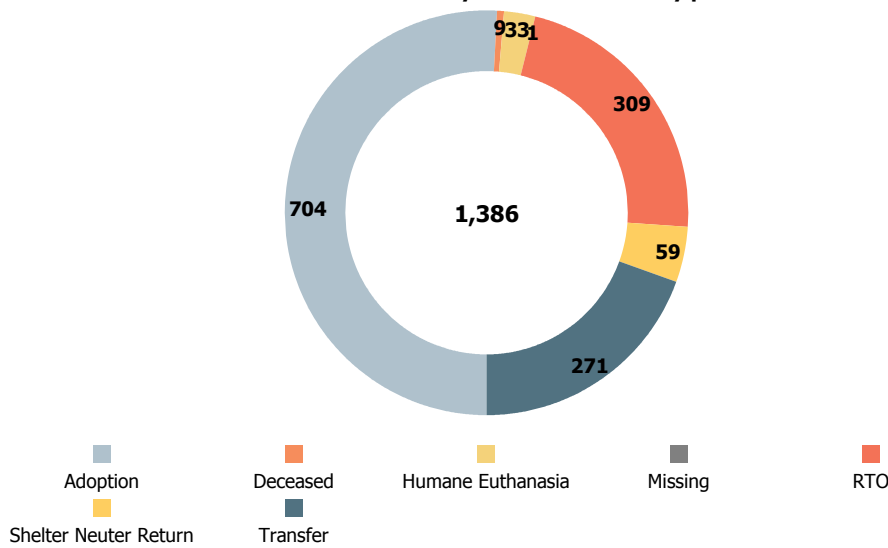


Austin Animal Center November 2016 Outcomes



	Neonatal Kitten	Kitten	Adult Cat	Neonatal Puppy	Puppy	Adult Dog	Total
Adoption	0	246	64	0	128	266	704
Deceased	2	3	2	0	1	1	9
Humane Euthanasia	1	4	14	0	1	13	33
Missing	0	0	0	0	0	1	1
RTO	0	5	23	0	35	246	309
Shelter Neuter Return	0	22	37	0	0	0	59
Transfer	54	28	35	3	56	95	271
Total	57	308	175	3	221	622	1,386

Outcomes by Outcome Type



Age Breakdown

Neonatal

under 6 weeks old

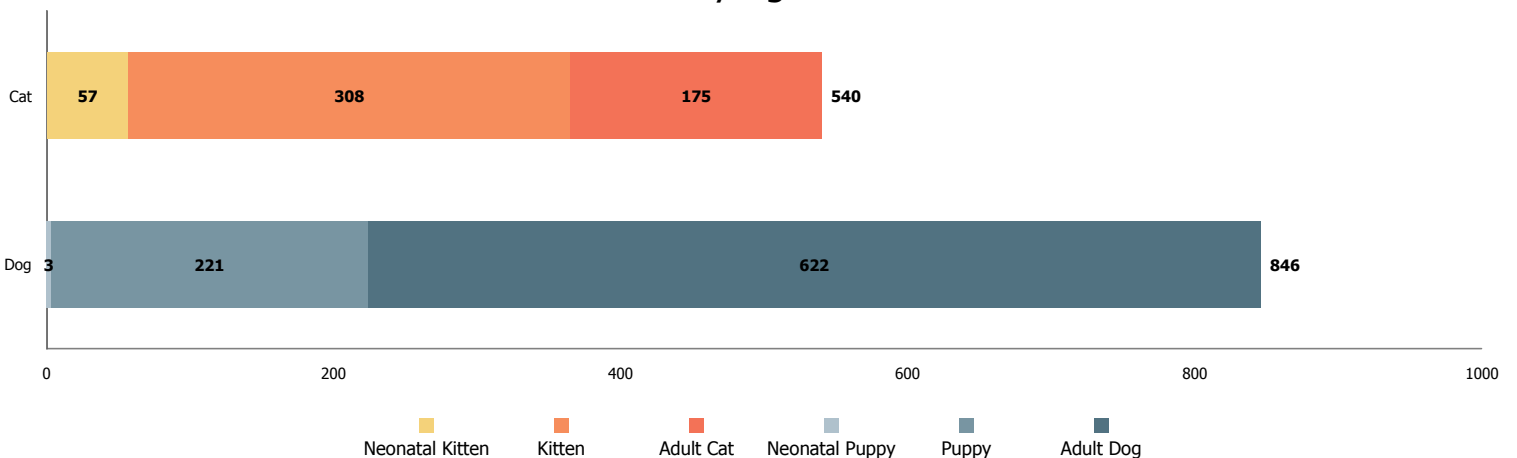
Kitten/Puppy

6 weeks to under 1 year old

Adult

at least 1 year old

Outcomes by Age Breakdown

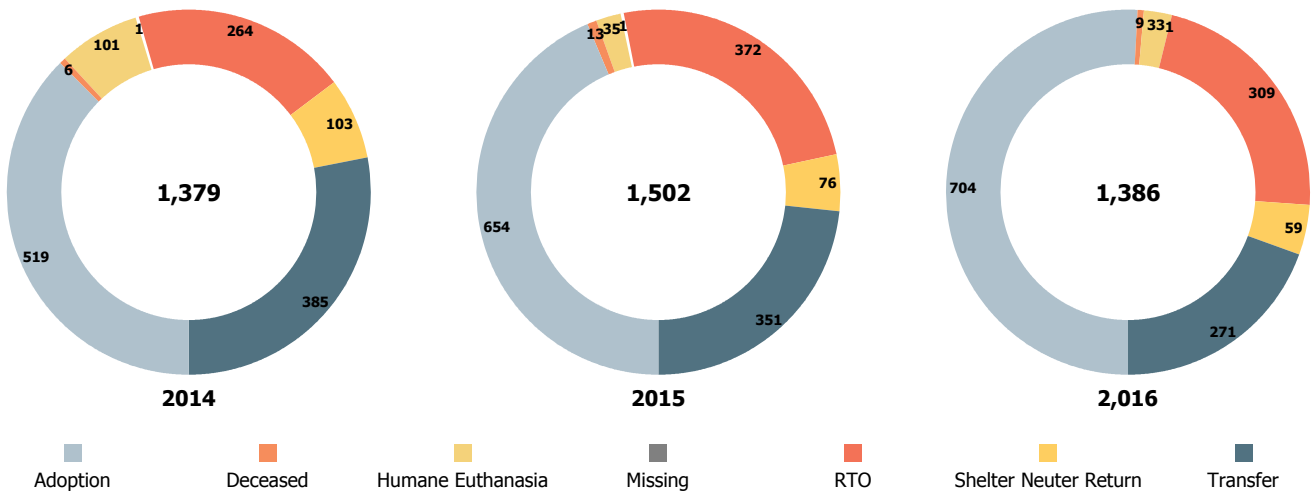


Austin Animal Center November 2014 to 2016 Outcomes

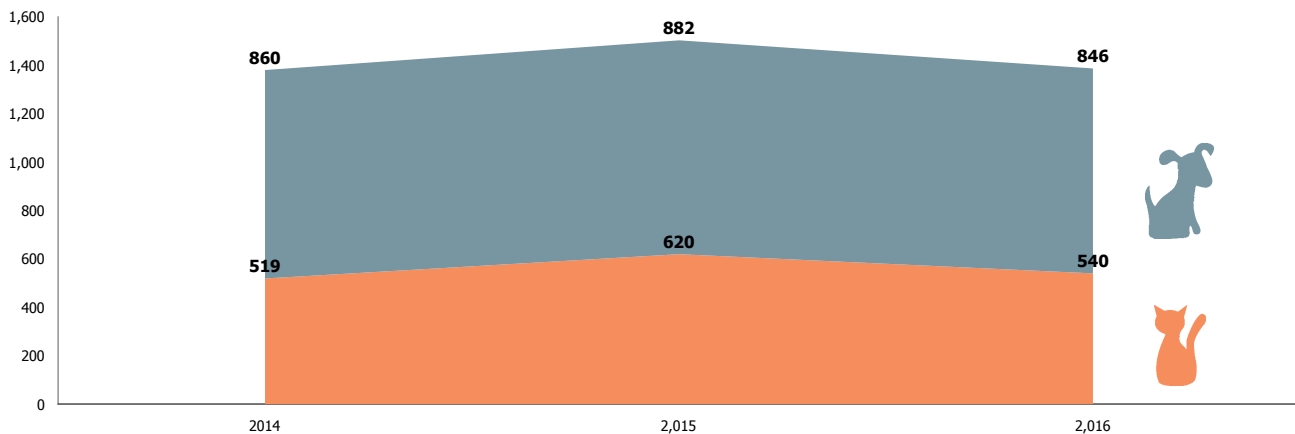


	2014			2015			2016		
	Cat	Dog	Total	Cat	Dog	Total	Cat	Dog	Total
Adoption	191	328	519	321	333	654	310	394	704
Deceased	6	0	6	11	2	13	7	2	9
Humane Euthanasia	41	60	101	21	14	35	19	14	33
Missing	1	0	1	1	0	1	0	1	1
RTO	22	242	264	32	340	372	28	281	309
Shelter Neuter Return	103	0	103	76	0	76	59	0	59
Transfer	155	230	385	158	193	351	117	154	271
Total	519	860	1,379	620	882	1,502	540	846	1,386

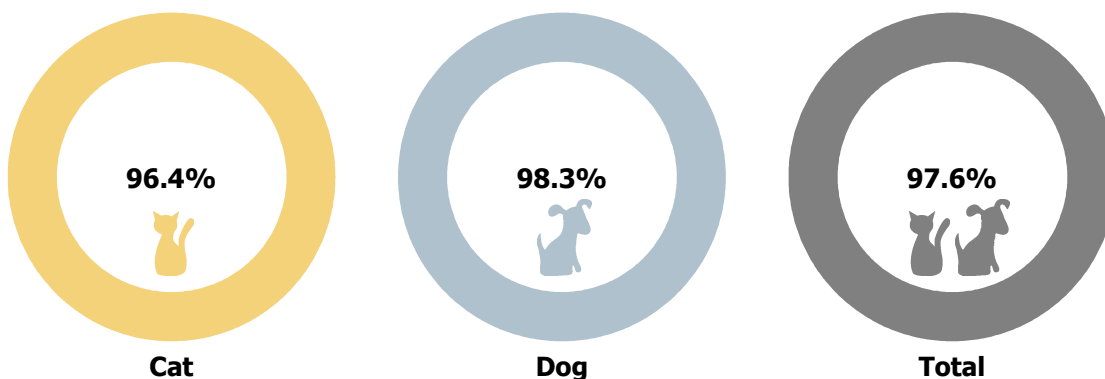
Yearly November Outcomes by Outcome Type



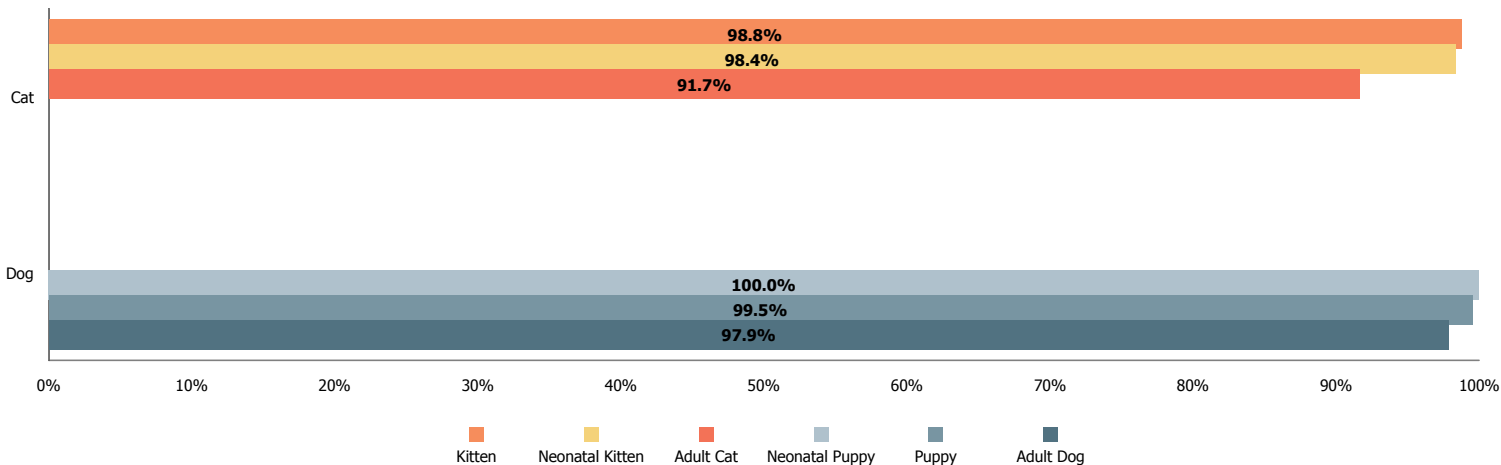
Yearly November Outcomes by Animal Type



Total Live Release Rates



Live Release Rates by Age Breakdown



Yearly November Live Release Rates Compared

