







Austin Animal Center Monthly Report December 2016

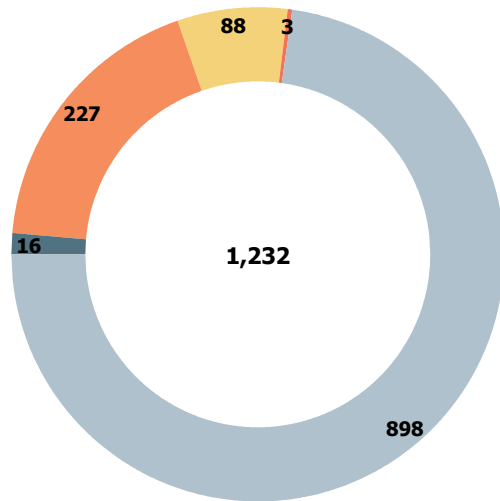


Fiscal Year 2017

Austin Animal Center December 2016 Intakes

	 Neonatal Kitten	 Kitten	 Adult Cat	 Neonatal Puppy	 Puppy	 Adult Dog	Total
Born in	0	0	0	9	7	0	16
Owner Surrender	1	27	44	5	46	104	227
Public Assistance	0	3	11	0	7	67	88
Request for Euthanasia	0	0	1	0	0	2	3
Stray	65	139	128	16	120	430	898
Total	66	169	184	30	180	603	1,232

Intakes by Intake Type

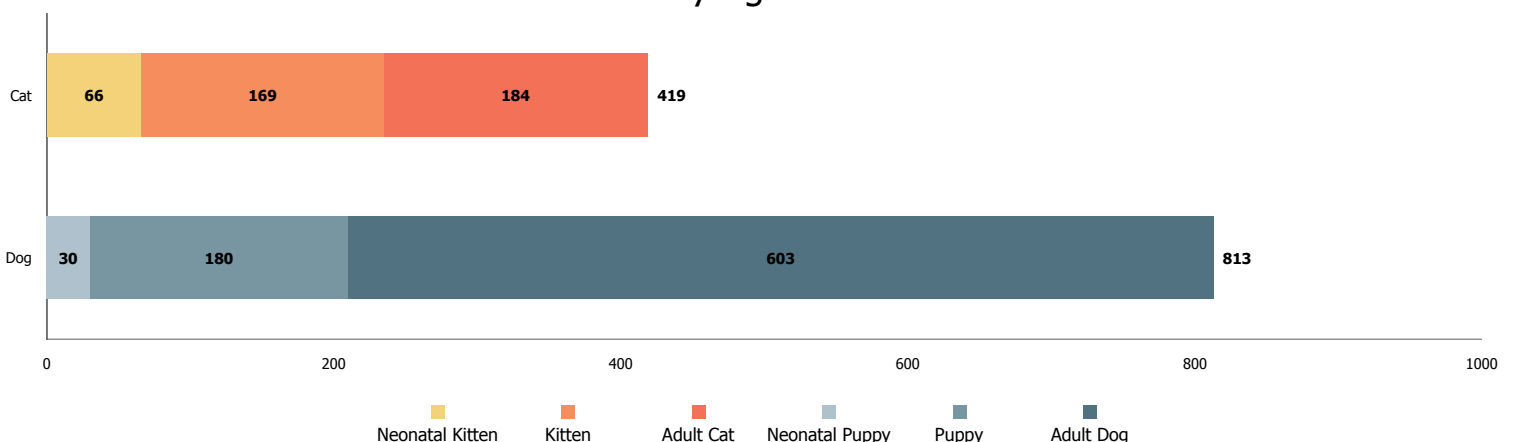


■ Born in
 ■ Owner Surrender
 ■ Public Assistance
 ■ Request for Euthanasia
 ■ Stray

Age Breakdown

- Neonatal**
  under 6 weeks old
- Kitten/Puppy**
  6 weeks to under 1 year old
- Adult**
  at least 1 year old

Intakes by Age Breakdown

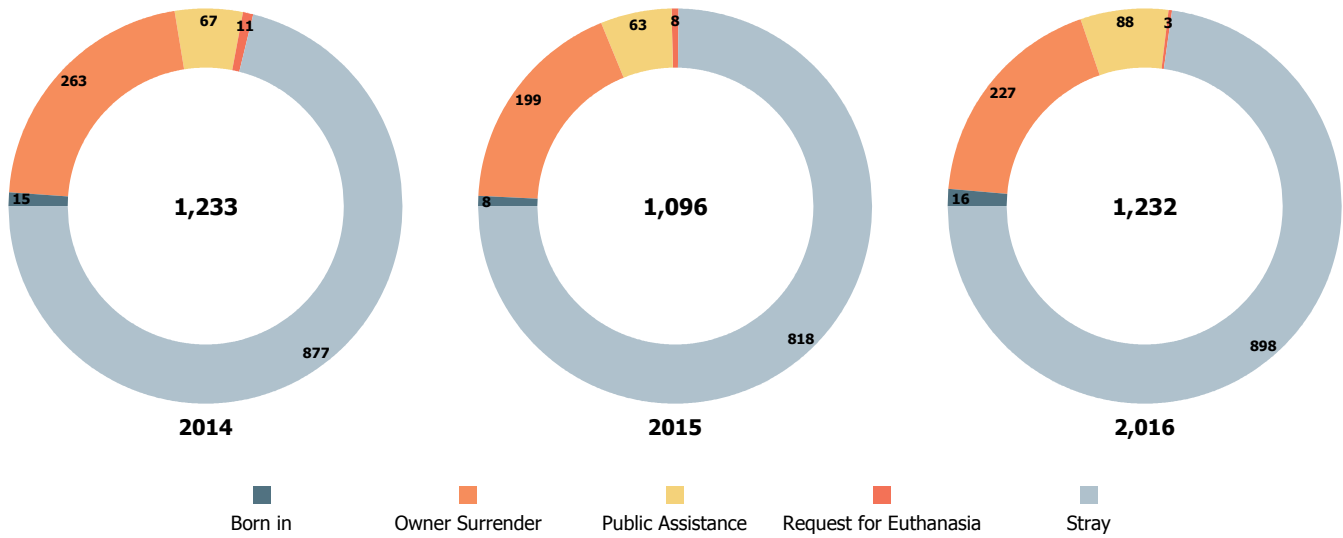


Austin Animal Center December 2014 to 2016 Intakes

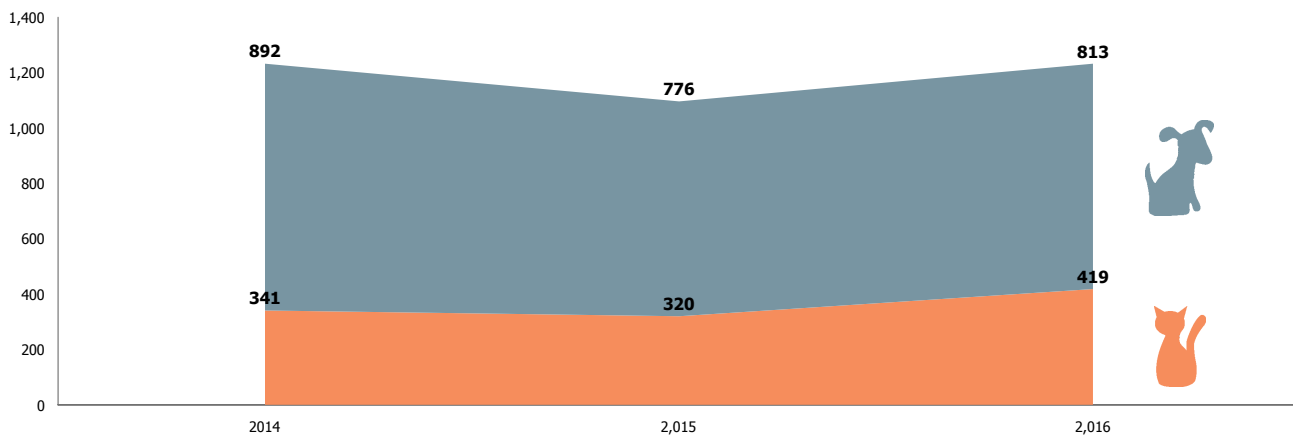


	2014			2015			2016		
	Cat	Dog	Total	Cat	Dog	Total	Cat	Dog	Total
Born in	0	15	15	0	8	8	0	16	16
Owner Surrender	84	179	263	71	128	199	72	155	227
Public Assistance	6	61	67	9	54	63	14	74	88
Request for Euthanasia	0	11	11	1	7	8	1	2	3
Stray	251	626	877	239	579	818	332	566	898
Total	341	892	1,233	320	776	1,096	419	813	1,232

Yearly December Intakes by Intake Type




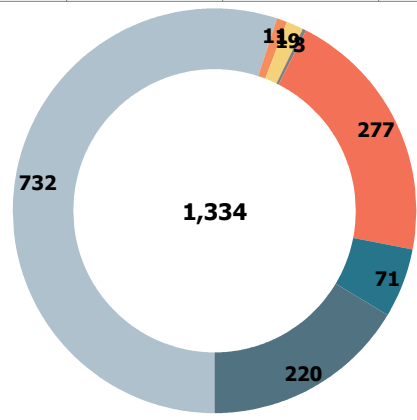
Yearly December Intakes by Animal Type



Austin Animal Center December 2016 Outcomes



	Neonatal Kitten	Kitten	Adult Cat	Neonatal Puppy	Puppy	Adult Dog	Total
Adoption	0	219	90	0	134	289	732
Deceased	1	5	2	1	1	1	11
Disposal	0	0	0	0	0	1	1
Humane Euthanasia	0	1	5	0	3	10	19
Missing	0	2	0	0	1	0	3
RTO	0	2	31	4	26	214	277
Shelter Neuter Return	0	24	47	0	0	0	71
Transfer	32	15	37	17	28	91	220
Total	33	268	212	22	193	606	1,334



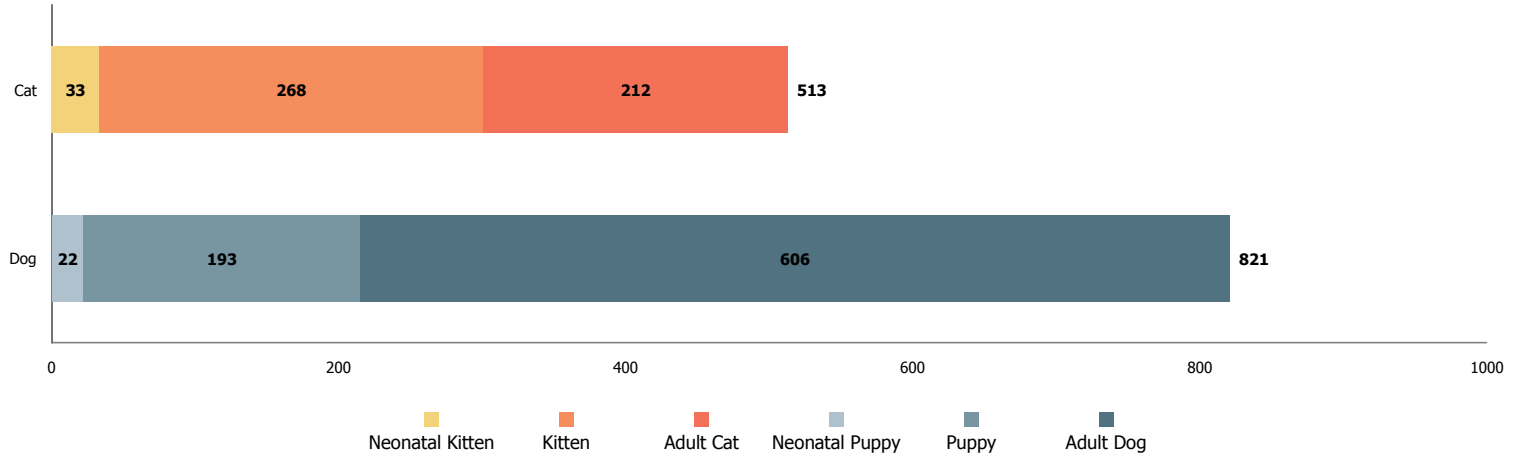
Age Breakdown

Neonatal
 under 6 weeks old

Kitten/Puppy
 6 weeks to under 1 year old

Adult
 at least 1 year old

Outcomes by Age Breakdown

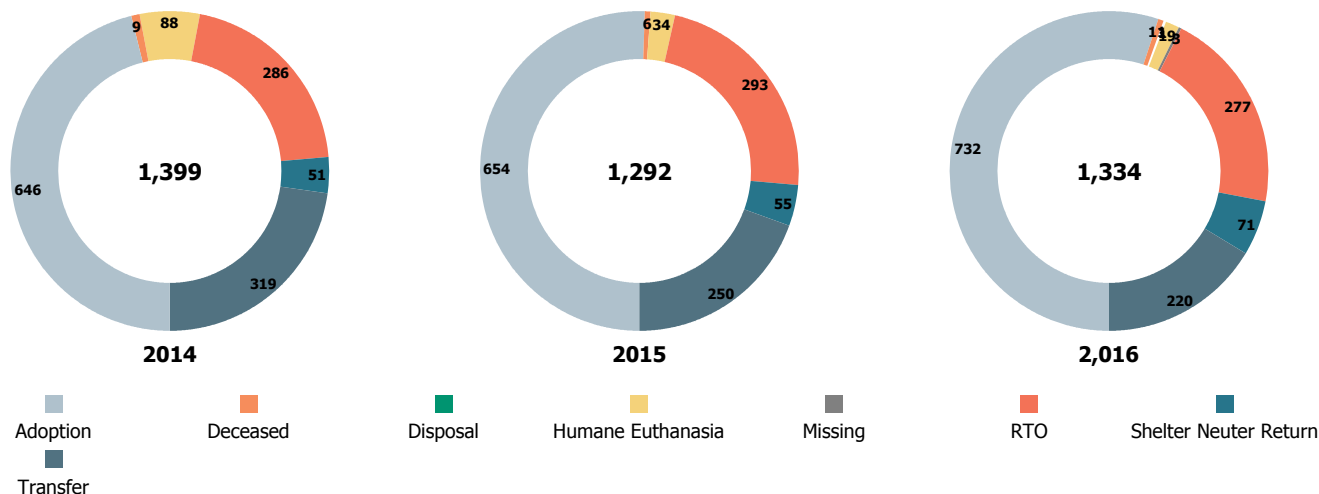


Austin Animal Center December 2014 to 2016 Outcomes

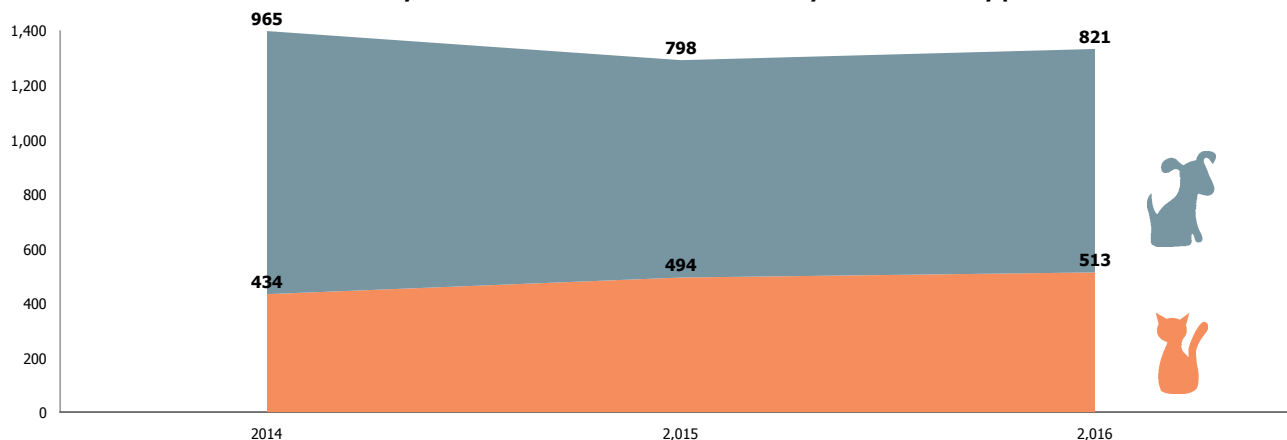


	2014			2015			2016		
	Cat	Dog	Total	Cat	Dog	Total	Cat	Dog	Total
Adoption	218	428	646	293	361	654	309	423	732
Deceased	5	4	9	3	3	6	8	3	11
Disposal	0	0	0	0	0	0	0	1	1
Humane Euthanasia	41	47	88	12	22	34	6	13	19
Missing	0	0	0	0	0	0	2	1	3
RTO	34	252	286	29	264	293	33	244	277
Shelter Neuter Return	51	0	51	55	0	55	71	0	71
Transfer	85	234	319	102	148	250	84	136	220
Total	434	965	1,399	494	798	1,292	513	821	1,334

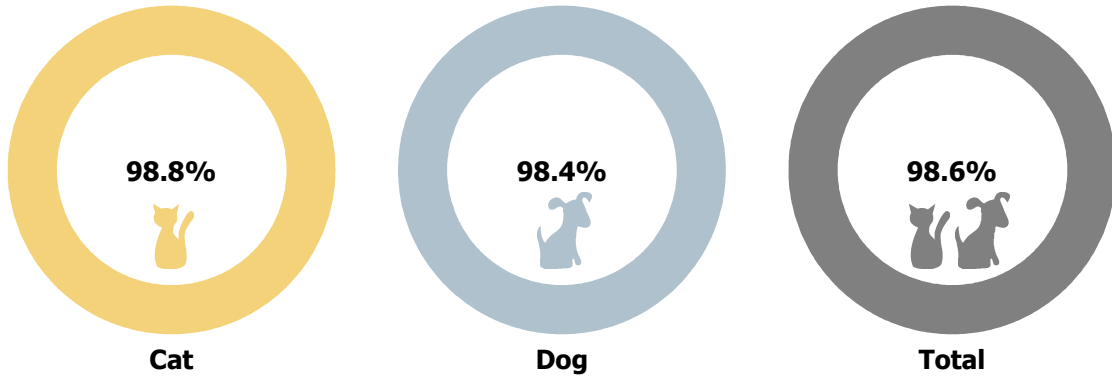
Yearly December Outcomes by Outcome Type



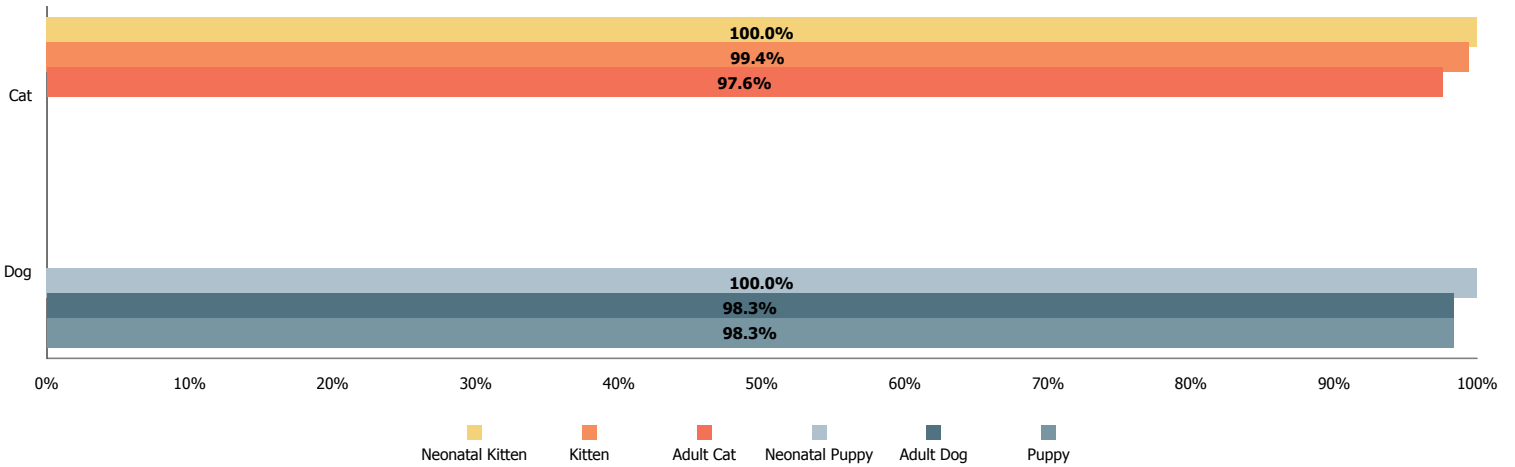
Yearly December Outcomes by Animal Type



Total Live Release Rates



Live Release Rates by Age Breakdown



Yearly December Live Release Rates Compared

