





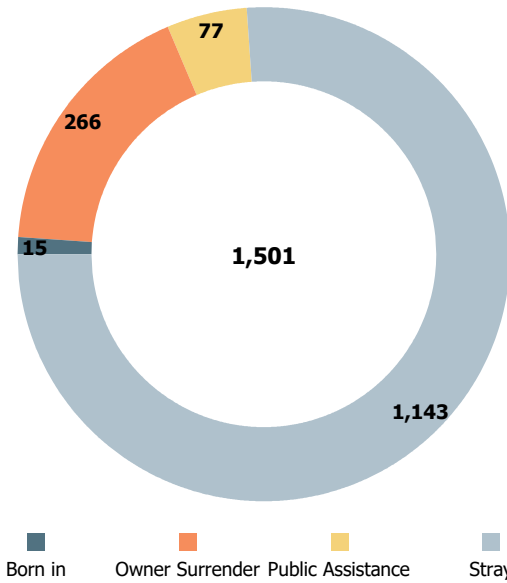


Austin Animal Center Monthly Report October 2018



Austin Animal Center October 2018 Intakes

	 Neonatal Kitten	 Kitten	 Adult Cat	 Neonatal Puppy	 Puppy	 Adult Dog	Total
Born in	4	0	0	11	0	0	15
Owner Surrender	8	30	52	7	48	121	266
Public Assistance	0	2	7	3	2	63	77
Stray	121	191	129	25	245	432	1,143
Total	133	223	188	46	295	616	1,501





Age Breakdown



Neonatal

  under 6 weeks old

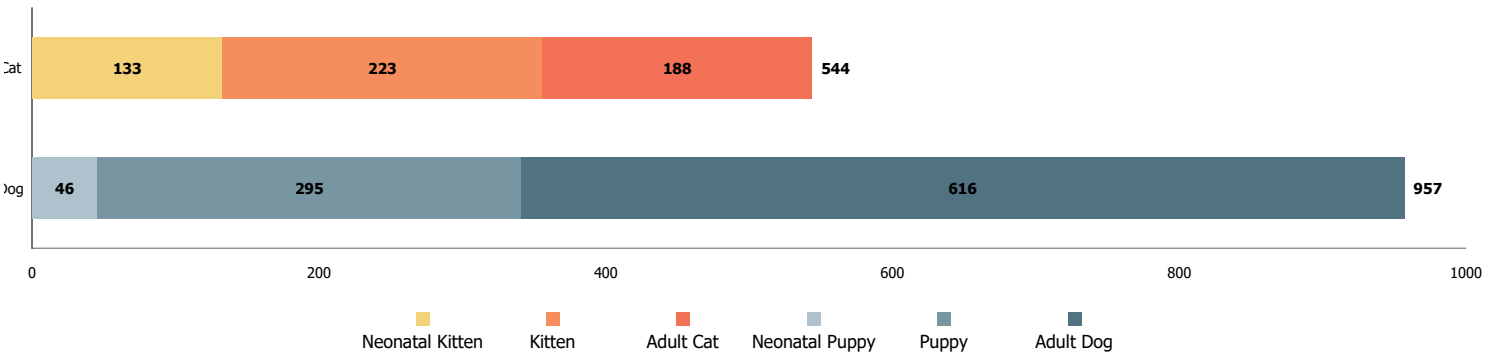
Kitten/Puppy

  6 weeks to under 1 year old

Adult

  at least 1 year old

Intakes by Age Breakdown

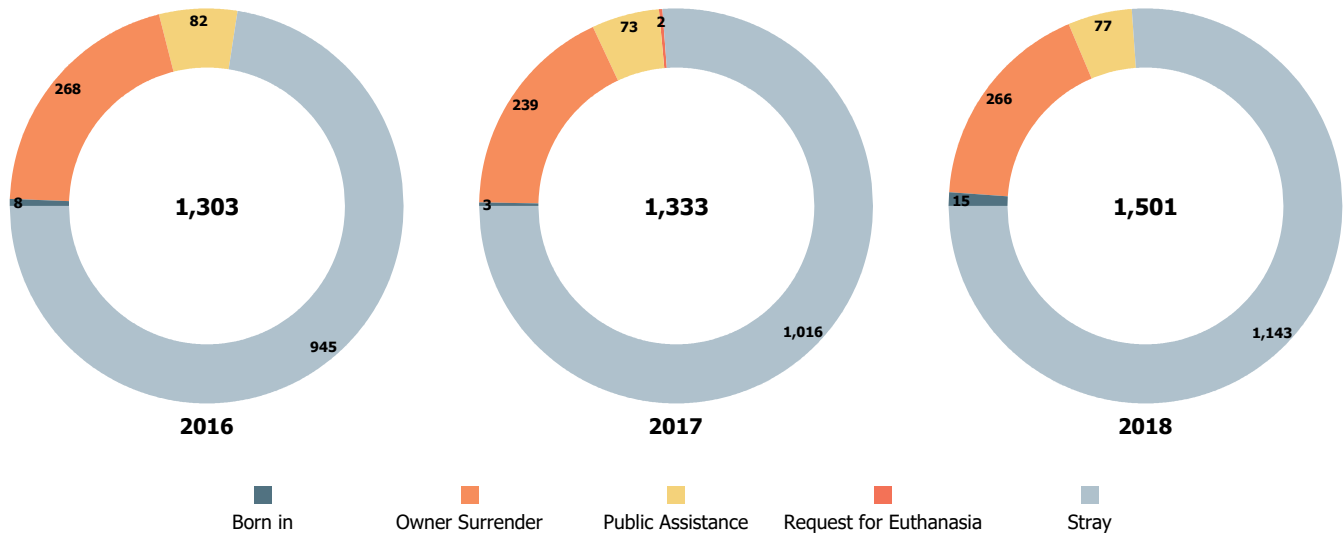


Austin Animal Center October 2016 to 2018 Intakes

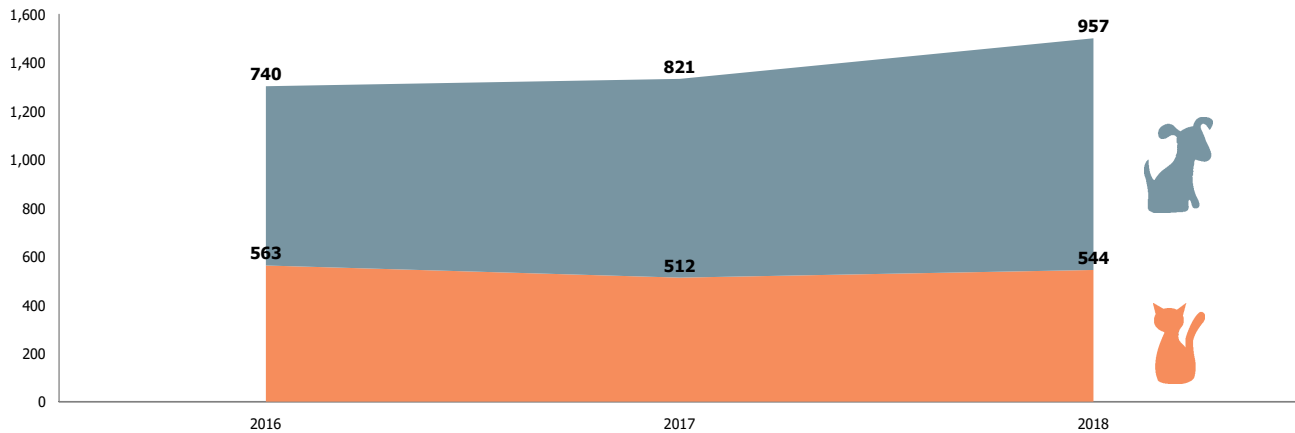


	2016			2017			2018		
	Cat	Dog	Total	Cat	Dog	Total	Cat	Dog	Total
Born in	4	4	8	3	0	3	4	11	15
Owner Surrender	115	153	268	93	146	239	90	176	266
Public Assistance	9	73	82	5	68	73	9	68	77
Request for Euthanasia	0	0	0	1	1	2	0	0	0
Stray	435	510	945	410	606	1,016	441	702	1,143
Total	563	740	1,303	512	821	1,333	544	957	1,501

Yearly October Intakes by Intake Type



Yearly October Intakes by Animal Type

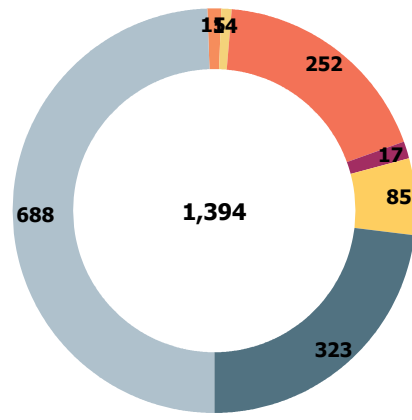


Austin Animal Center October 2018 Outcomes



	Neonatal Kitten	Kitten	Adult Cat	Neonatal Puppy	Puppy	Adult Dog	Total
Adoption	0	223	51	0	213	201	688
Deceased	3	6	3	0	1	2	15
Humane Euthanasia	2	5	5	0	0	2	14
RTO	0	2	23	3	15	209	252
Rto-Adopt	0	0	0	0	3	14	17
Shelter Neuter Return	0	28	57	0	0	0	85
Transfer	55	41	30	15	50	132	323
Total	60	305	169	18	282	560	1,394

Outcomes by Outcome Type



Age Breakdown

Neonatal

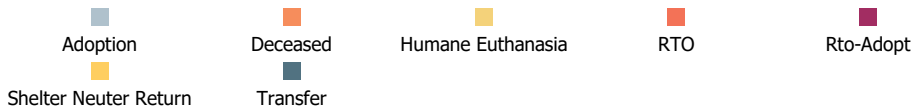
under 6 weeks old

Kitten/Puppy

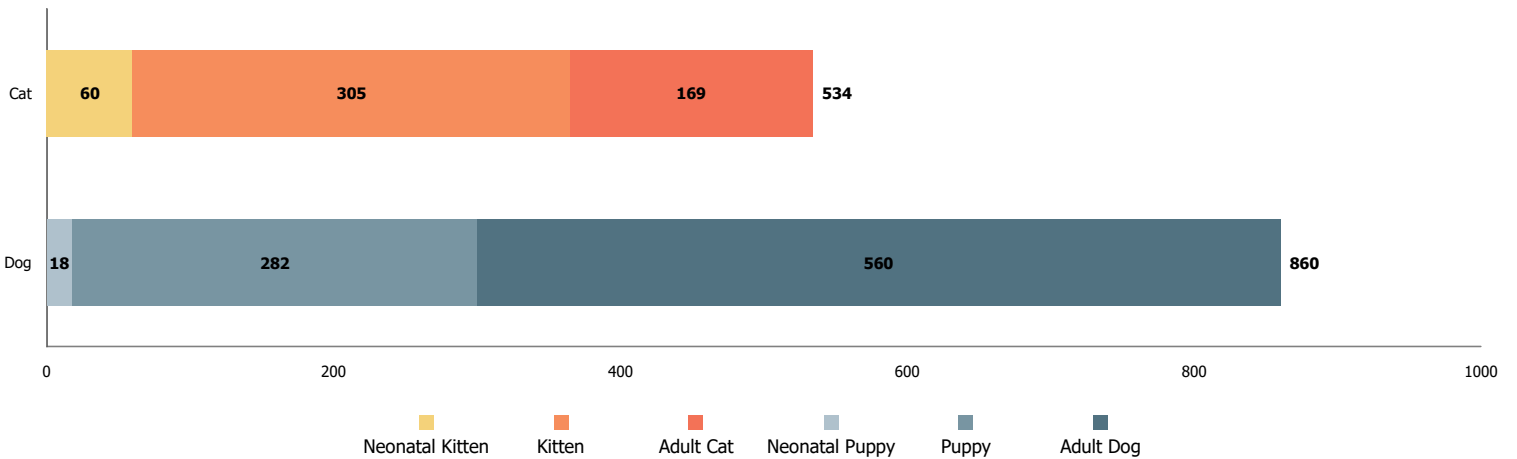
6 weeks to under 1 year old

Adult

at least 1 year old



Outcomes by Age Breakdown

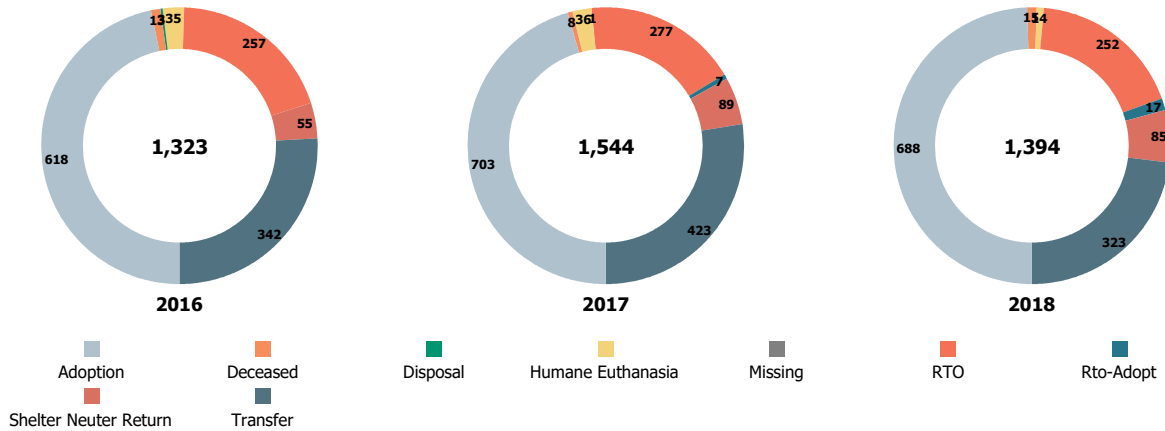


Austin Animal Center October 2016 to 2018 Outcomes

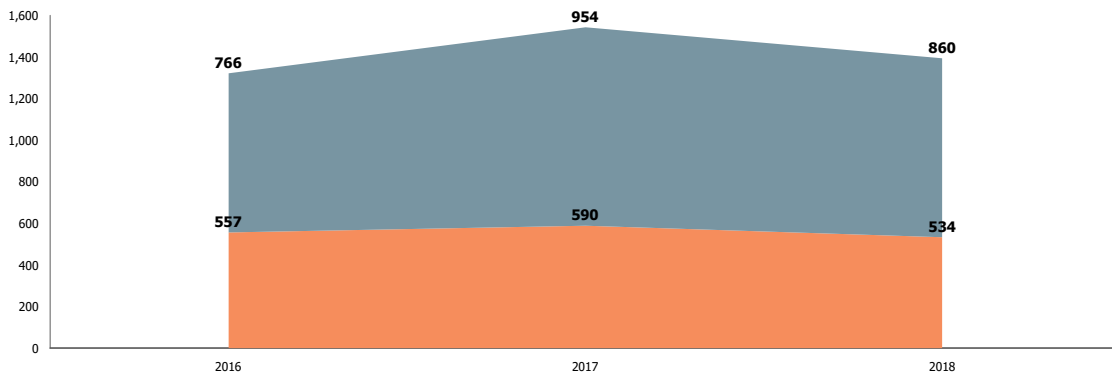


	2016			2017			2018		
	Cat	Dog	Total	Cat	Dog	Total	Cat	Dog	Total
Adoption	229	389	618	282	421	703	274	414	688
Deceased	7	6	13	6	2	8	12	3	15
Disposal	2	1	3	0	0	0	0	0	0
Humane Euthanasia	24	11	35	25	11	36	12	2	14
Missing	0	0	0	1	0	1	0	0	0
RTO	38	219	257	31	246	277	25	227	252
Rto-Adopt	0	0	0	1	6	7	0	17	17
Shelter Neuter Return	55	0	55	89	0	89	85	0	85
Transfer	202	140	342	155	268	423	126	197	323
Total	557	766	1,323	590	954	1,544	534	860	1,394

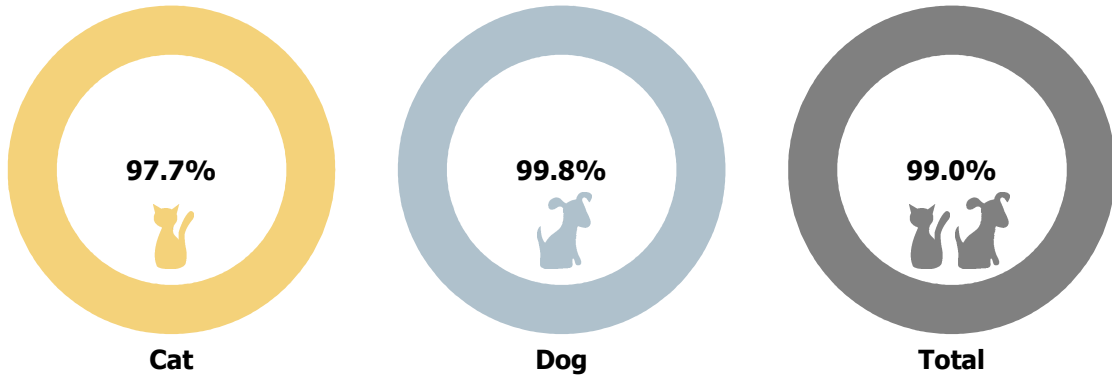
Yearly October Outcomes by Outcome Type



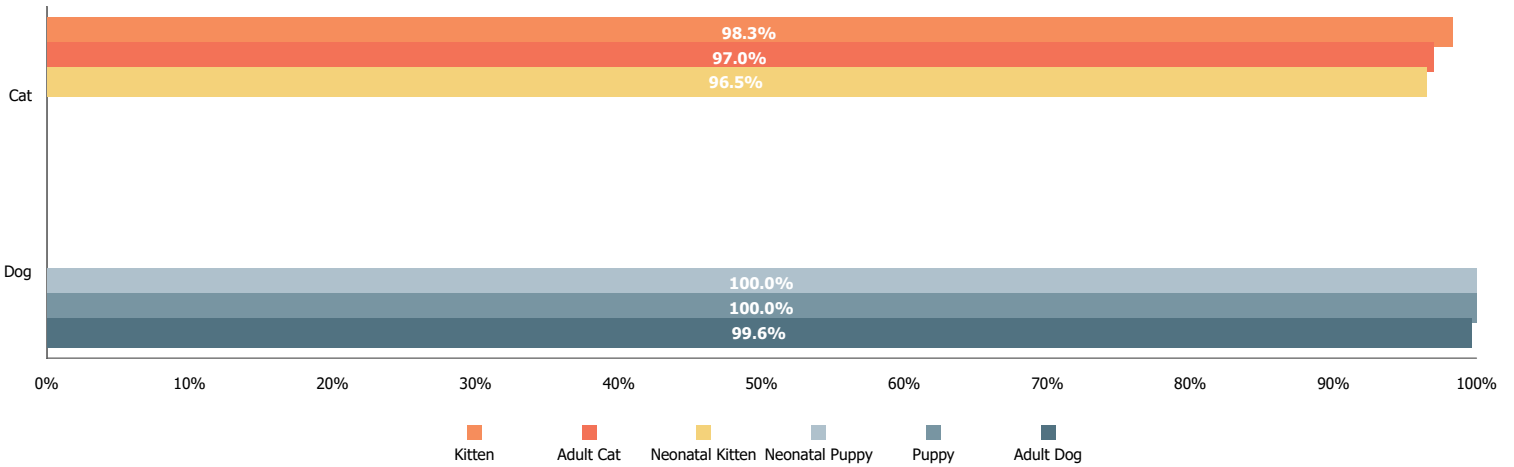
Yearly October Outcomes by Animal Type



Total Live Release Rates



Live Release Rates by Age Breakdown



Yearly October Live Release Rates Compared

