







# Austin Animal Center Monthly Report February 2018

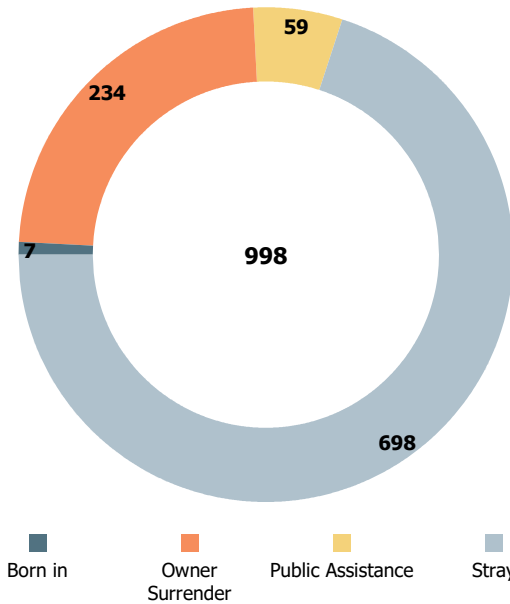


Fiscal Year 2018

# Austin Animal Center February 2018 Intakes

	 Neonatal Kitten	 Kitten	 Adult Cat	 Neonatal Puppy	 Puppy	 Adult Dog	Total
<b>Born in</b>	0	0	0	7	0	0	<b>7</b>
<b>Owner Surrender</b>	0	29	48	2	34	121	<b>234</b>
<b>Public Assistance</b>	0	0	2	0	4	53	<b>59</b>
<b>Stray</b>	5	68	108	28	140	349	<b>698</b>
<b>Total</b>	<b>5</b>	<b>97</b>	<b>158</b>	<b>37</b>	<b>178</b>	<b>523</b>	<b>998</b>

### Intakes by Intake Type





### Age Breakdown



#### Neonatal

  under 6 weeks old

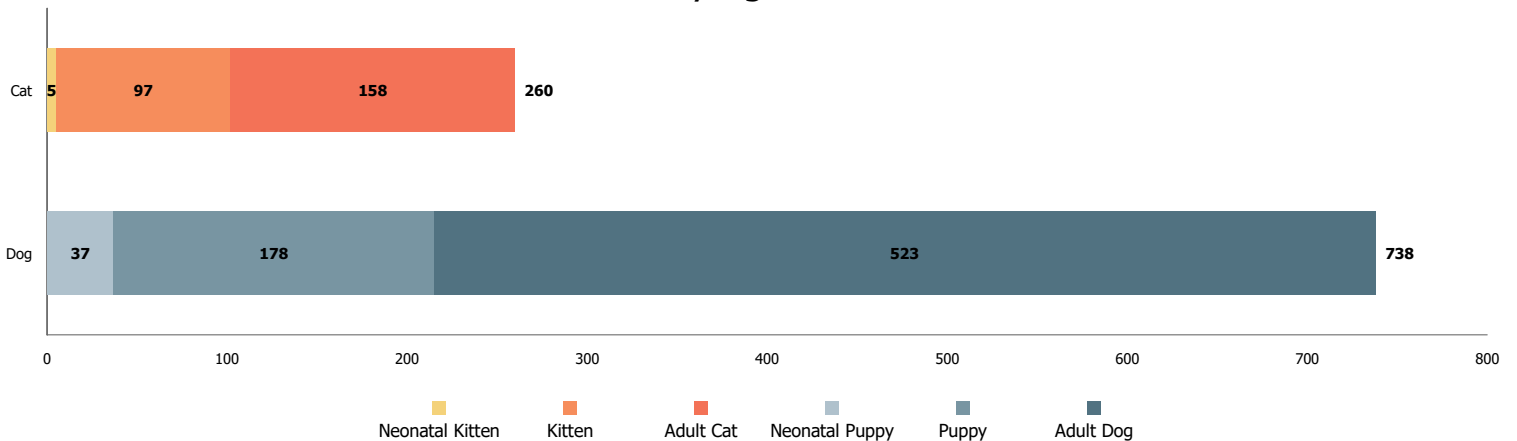
#### Kitten/Puppy

  6 weeks to under 1 year old

#### Adult

  at least 1 year old

### Intakes by Age Breakdown

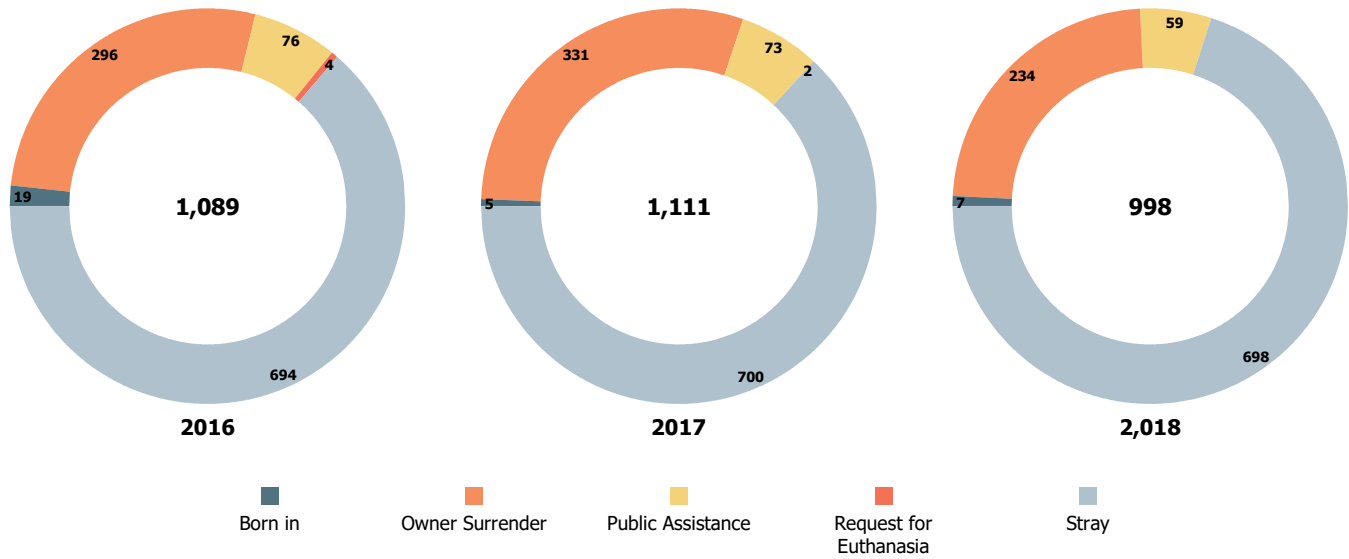


# Austin Animal Center February 2016 to 2018 Intakes

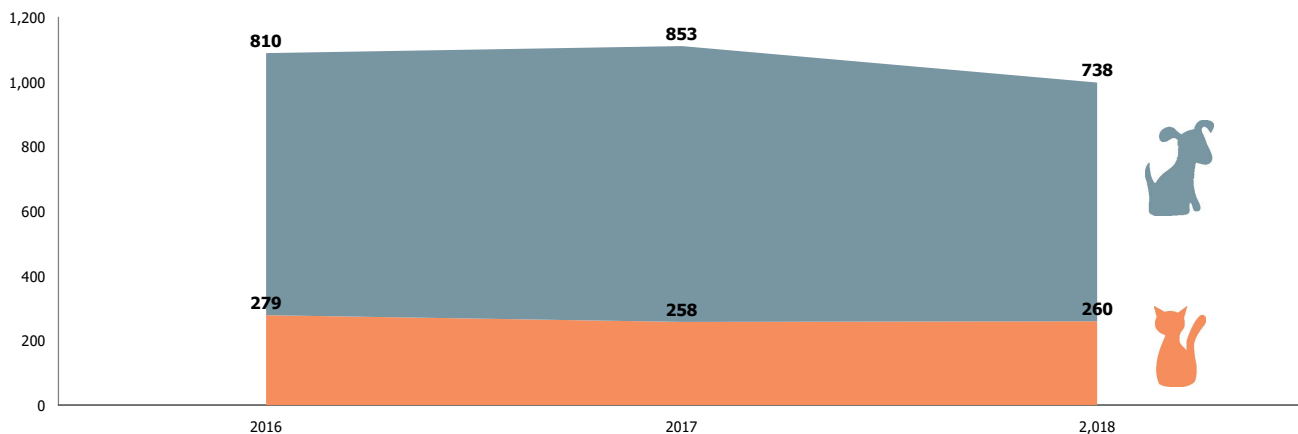


	2016			2017			2018		
	Cat	Dog	Total	Cat	Dog	Total	Cat	Dog	Total
<b>Born in</b>	8	11	<b>19</b>	0	5	<b>5</b>	0	7	<b>7</b>
<b>Owner Surrender</b>	89	207	<b>296</b>	77	254	<b>331</b>	77	157	<b>234</b>
<b>Public Assistance</b>	7	69	<b>76</b>	2	71	<b>73</b>	2	57	<b>59</b>
<b>Request for Euthanasia</b>	3	1	<b>4</b>	0	2	<b>2</b>	0	0	<b>0</b>
<b>Stray</b>	172	522	<b>694</b>	179	521	<b>700</b>	181	517	<b>698</b>
<b>Total</b>	<b>279</b>	<b>810</b>	<b>1,089</b>	<b>258</b>	<b>853</b>	<b>1,111</b>	<b>260</b>	<b>738</b>	<b>998</b>






### Yearly February Intakes by Intake Type



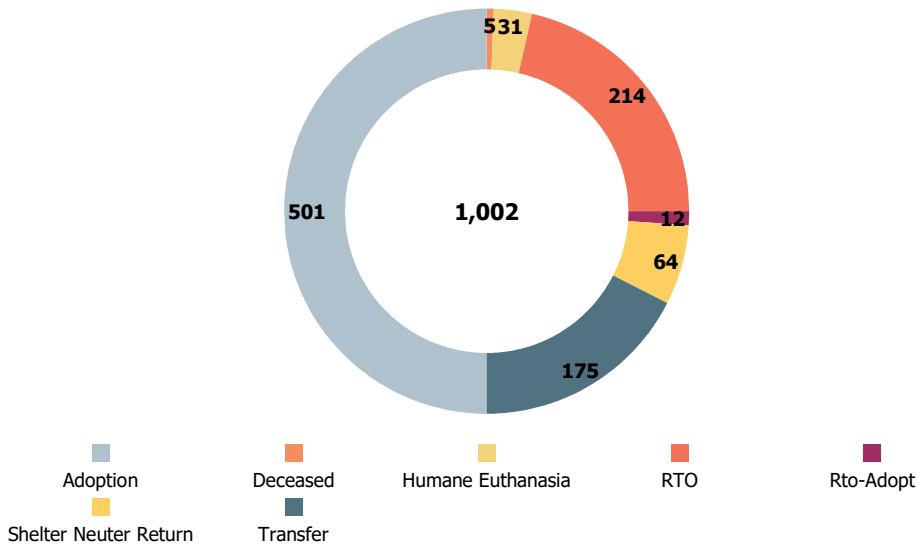
### Yearly February Intakes by Animal Type



# Austin Animal Center February 2018 Outcomes

	 Kitten	 Adult Cat	 Neonatal Puppy	 Puppy	 Adult Dog	Total
<b>Adoption</b>	73	76	0	139	213	<b>501</b>
<b>Deceased</b>	1	2	0	0	2	<b>5</b>
<b>Humane Euthanasia</b>	2	14	2	0	13	<b>31</b>
<b>RTO</b>	3	19	0	14	178	<b>214</b>
<b>Rto-Adopt</b>	0	1	0	0	11	<b>12</b>
<b>Shelter Neuter Return</b>	27	37	0	0	0	<b>64</b>
<b>Transfer</b>	5	27	9	28	106	<b>175</b>
<b>Total</b>	<b>111</b>	<b>176</b>	<b>11</b>	<b>181</b>	<b>523</b>	<b>1,002</b>

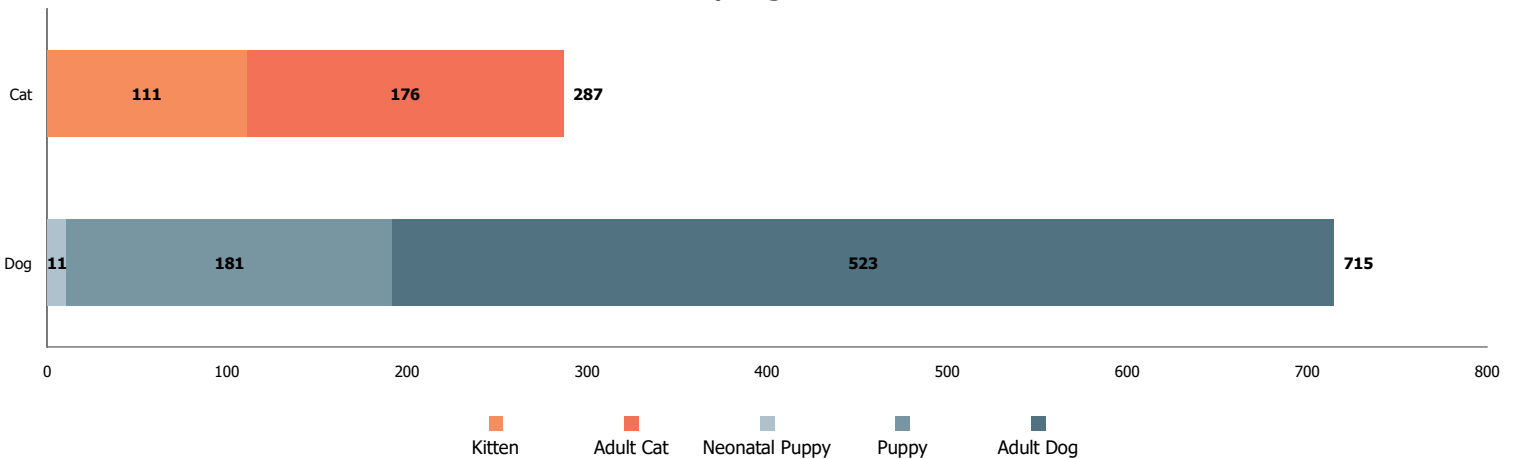
Outcomes by Outcome Type



Age Breakdown



Outcomes by Age Breakdown

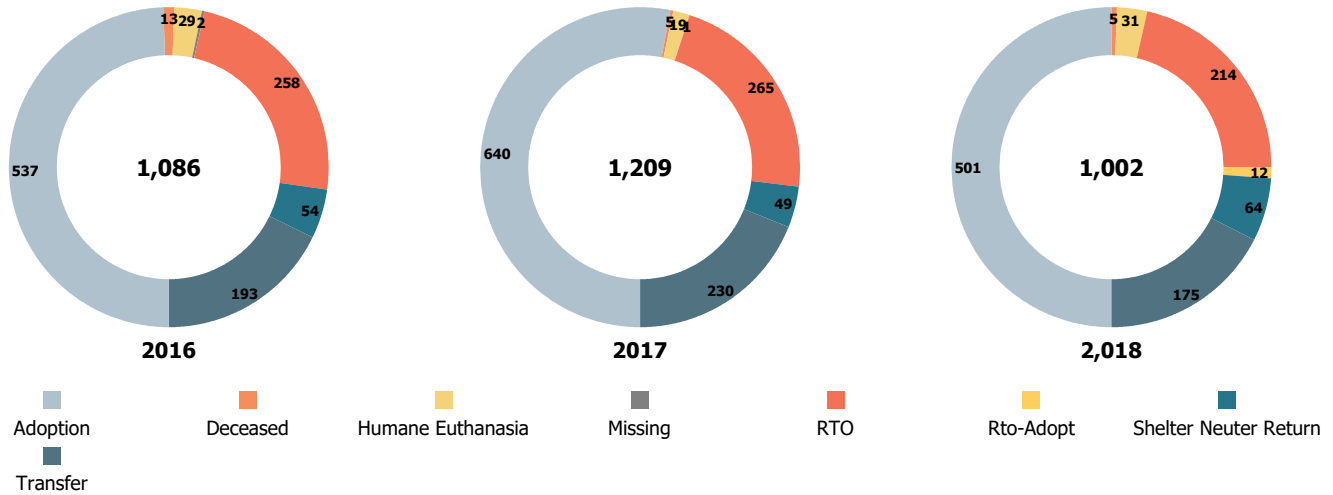


# Austin Animal Center February 2016 to 2018 Outcomes

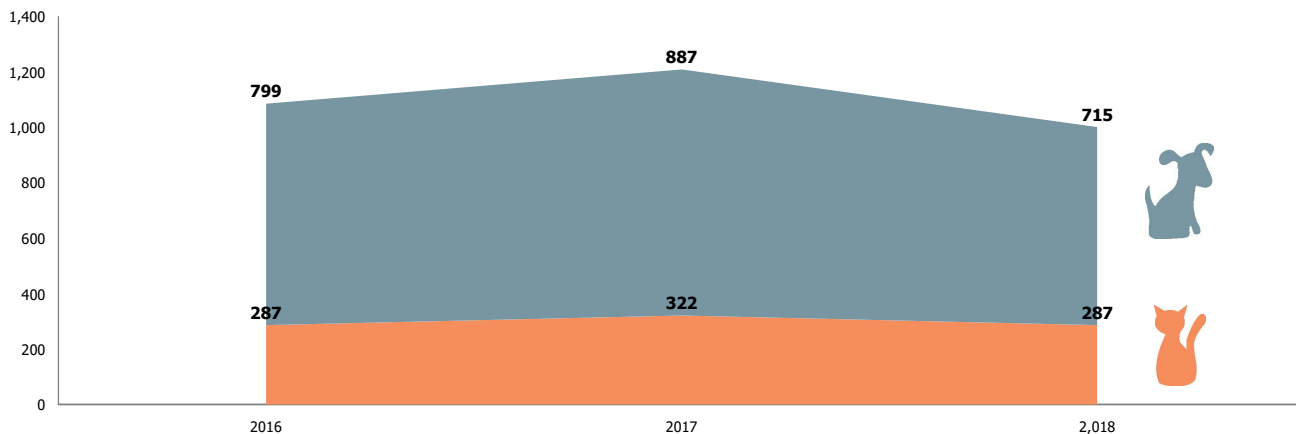


	2016			2017			2018		
	Cat	Dog	Total	Cat	Dog	Total	Cat	Dog	Total
<b>Adoption</b>	143	394	<b>537</b>	177	463	<b>640</b>	149	352	<b>501</b>
<b>Deceased</b>	8	5	<b>13</b>	2	3	<b>5</b>	3	2	<b>5</b>
<b>Humane Euthanasia</b>	13	16	<b>29</b>	11	8	<b>19</b>	16	15	<b>31</b>
<b>Missing</b>	1	1	<b>2</b>	0	1	<b>1</b>	0	0	<b>0</b>
<b>RTO</b>	18	240	<b>258</b>	20	245	<b>265</b>	22	192	<b>214</b>
<b>Rto-Adopt</b>	0	0	<b>0</b>	0	0	<b>0</b>	1	11	<b>12</b>
<b>Shelter Neuter Return</b>	54	0	<b>54</b>	49	0	<b>49</b>	64	0	<b>64</b>
<b>Transfer</b>	50	143	<b>193</b>	63	167	<b>230</b>	32	143	<b>175</b>
<b>Total</b>	<b>287</b>	<b>799</b>	<b>1,086</b>	<b>322</b>	<b>887</b>	<b>1,209</b>	<b>287</b>	<b>715</b>	<b>1,002</b>

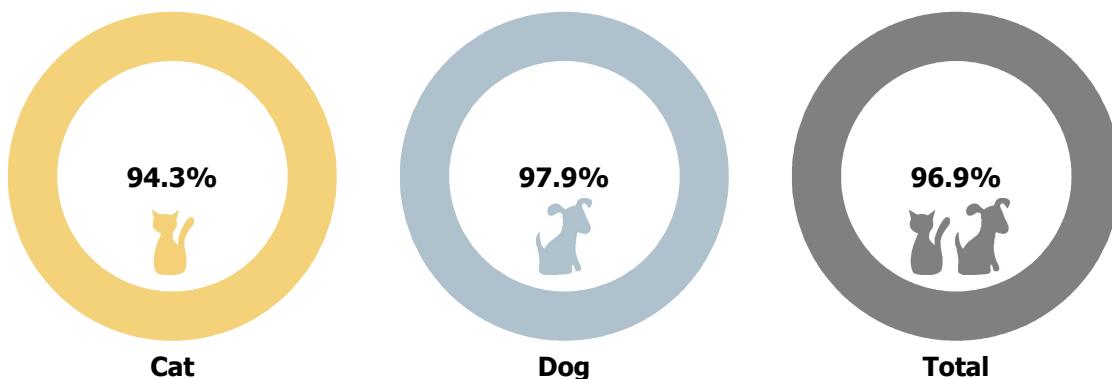
### Yearly February Outcomes by Outcome Type



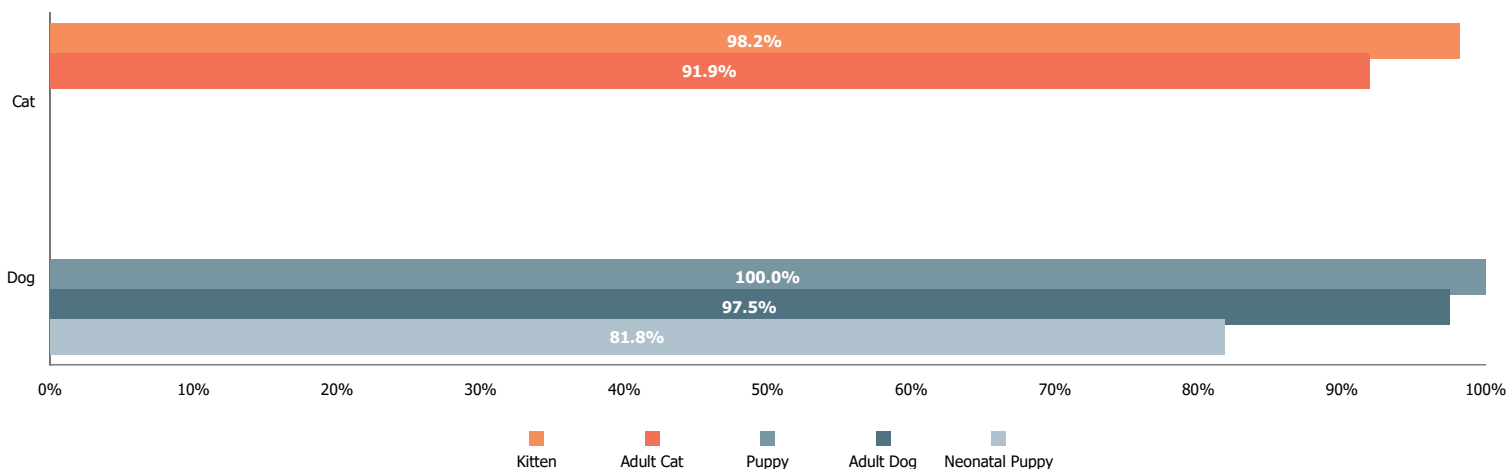
### Yearly February Outcomes by Animal Type



## Total Live Release Rates



## Live Release Rates by Age Breakdown



## Yearly February Live Release Rates Compared

