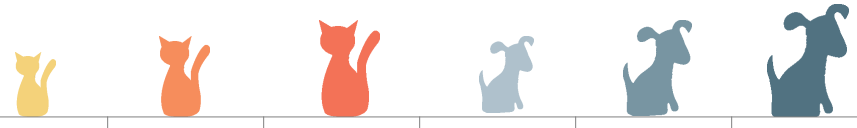


# Austin Animal Center Monthly Report May 2017



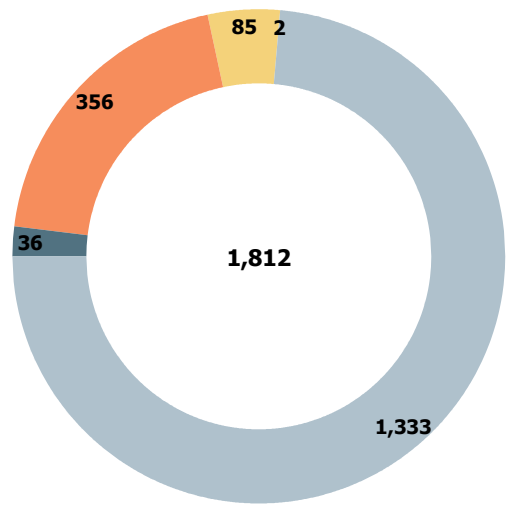
Fiscal Year 2017

# Austin Animal Center May 2017 Intakes



	Neonatal Kitten	Kitten	Adult Cat	Neonatal Puppy	Puppy	Adult Dog	Total
<b>Born in</b>	19	0	0	17	0	0	<b>36</b>
<b>Owner Surrender</b>	32	40	78	0	53	153	<b>356</b>
<b>Public Assistance</b>	1	1	5	6	6	66	<b>85</b>
<b>Request for Euthanasia</b>	0	0	0	0	0	2	<b>2</b>
<b>Stray</b>	427	156	157	18	172	403	<b>1,333</b>
<b>Total</b>	<b>479</b>	<b>197</b>	<b>240</b>	<b>41</b>	<b>231</b>	<b>624</b>	<b>1,812</b>

Intakes by Intake Type



Legend for Intakes by Intake Type: Born in (dark blue), Owner Surrender (orange), Public Assistance (yellow), Request for Euthanasia (red), Stray (light blue).

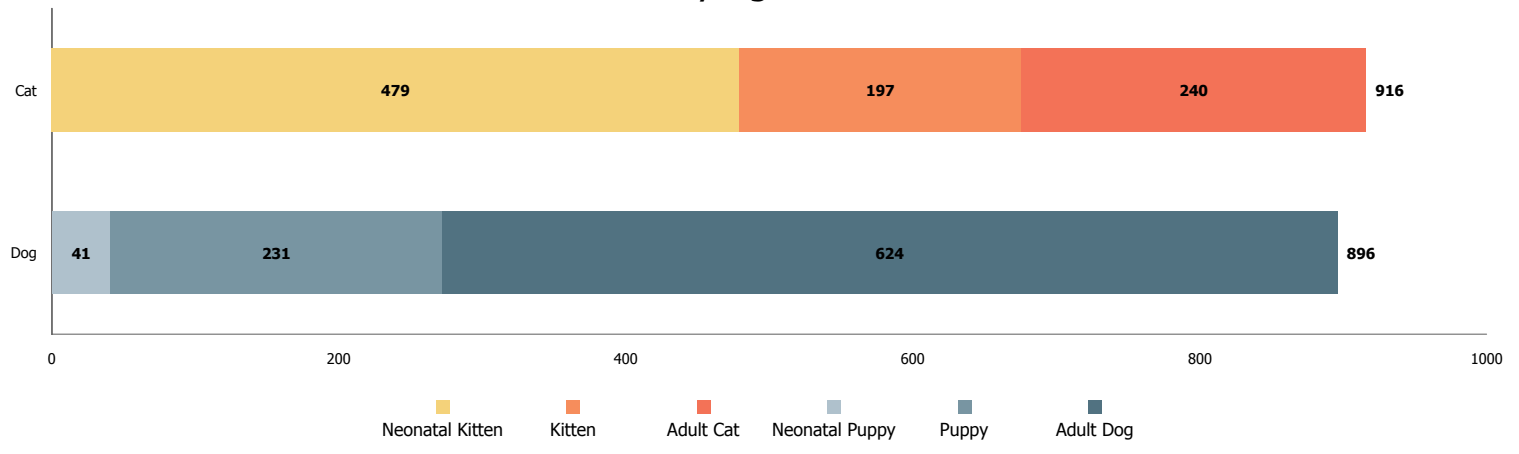
## Age Breakdown

**Neonatal**  
 under 6 weeks old

**Kitten/Puppy**  
 6 weeks to under 1 year old

**Adult**  
 at least 1 year old

Intakes by Age Breakdown

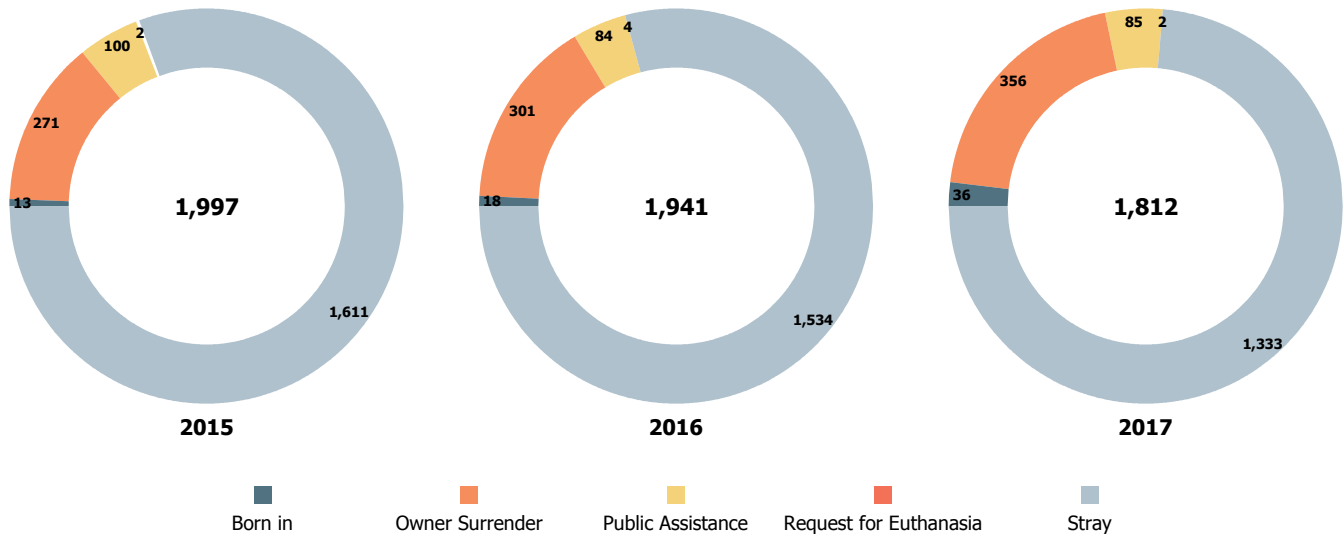


# Austin Animal Center May 2015 to 2017 Intakes

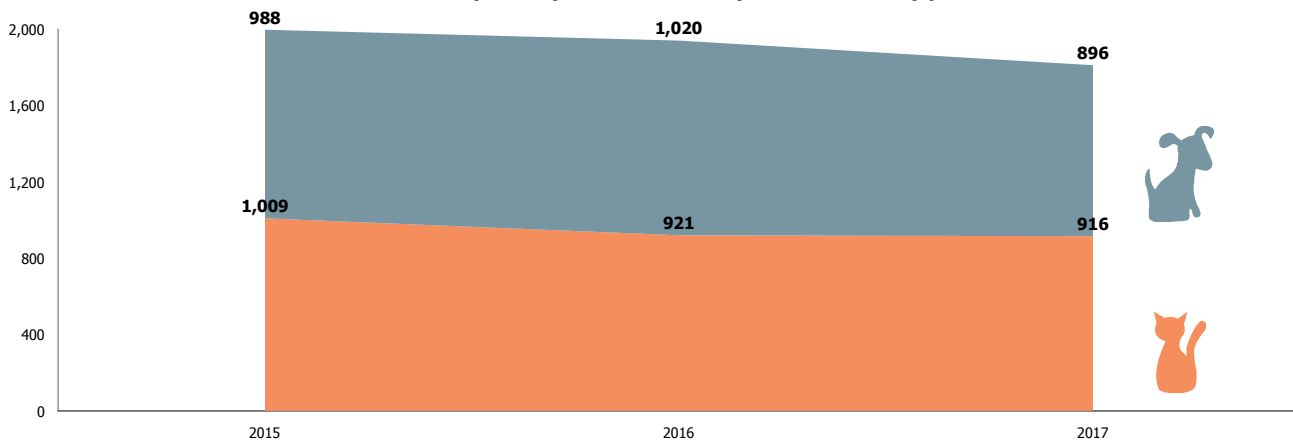


	2015			2016			2017		
	Cat	Dog	Total	Cat	Dog	Total	Cat	Dog	Total
<b>Born in</b>	13	0	<b>13</b>	4	14	<b>18</b>	19	17	<b>36</b>
<b>Owner Surrender</b>	107	164	<b>271</b>	128	173	<b>301</b>	150	206	<b>356</b>
<b>Public Assistance</b>	16	84	<b>100</b>	12	72	<b>84</b>	7	78	<b>85</b>
<b>Request for Euthanasia</b>	1	1	<b>2</b>	2	2	<b>4</b>	0	2	<b>2</b>
<b>Stray</b>	872	739	<b>1,611</b>	775	759	<b>1,534</b>	740	593	<b>1,333</b>
<b>Total</b>	<b>1,009</b>	<b>988</b>	<b>1,997</b>	<b>921</b>	<b>1,020</b>	<b>1,941</b>	<b>916</b>	<b>896</b>	<b>1,812</b>

### Yearly May Intakes by Intake Type



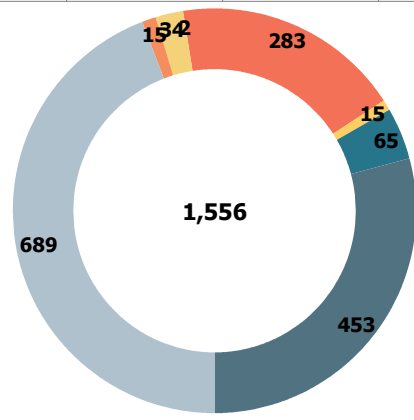
### Yearly May Intakes by Animal Type



# Austin Animal Center May 2017 Outcomes



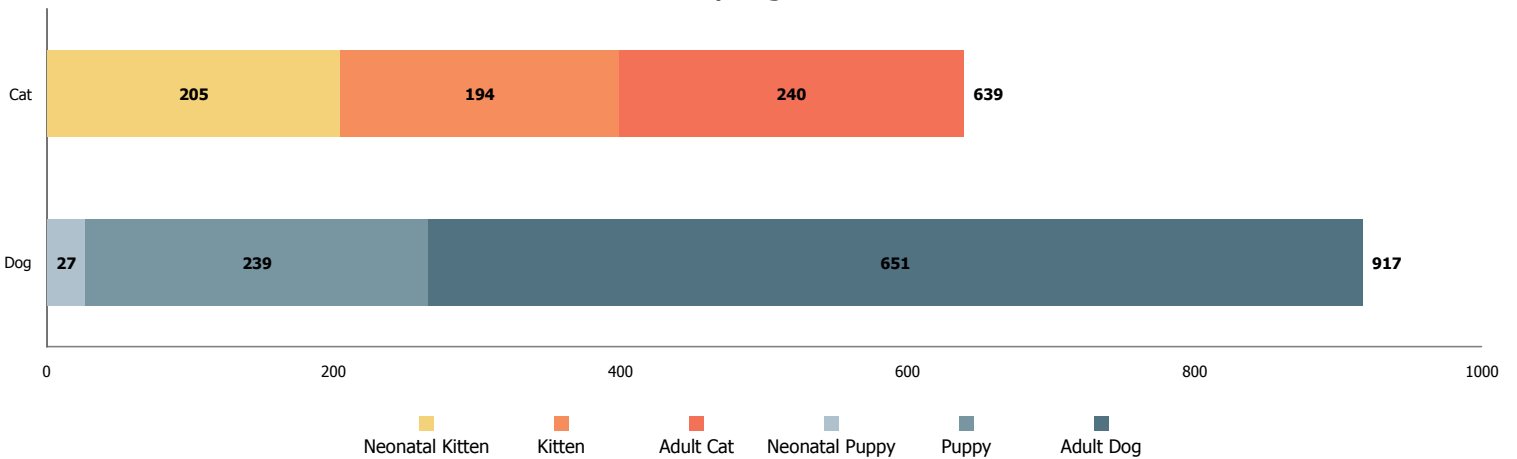
	Neonatal Kitten	Kitten	Adult Cat	Neonatal Puppy	Puppy	Adult Dog	Total
<b>Adoption</b>	0	157	86	0	151	295	<b>689</b>
<b>Deceased</b>	9	1	1	1	2	1	<b>15</b>
<b>Humane Euthanasia</b>	8	7	10	1	1	7	<b>34</b>
<b>Missing</b>	1	0	0	0	0	1	<b>2</b>
<b>RTO</b>	2	2	33	6	27	213	<b>283</b>
<b>Rto-Adopt</b>	0	0	4	0	2	9	<b>15</b>
<b>Shelter Neuter Return</b>	0	9	56	0	0	0	<b>65</b>
<b>Transfer</b>	185	18	50	19	56	125	<b>453</b>
<b>Total</b>	<b>205</b>	<b>194</b>	<b>240</b>	<b>27</b>	<b>239</b>	<b>651</b>	<b>1,556</b>



## Age Breakdown



## Outcomes by Age Breakdown

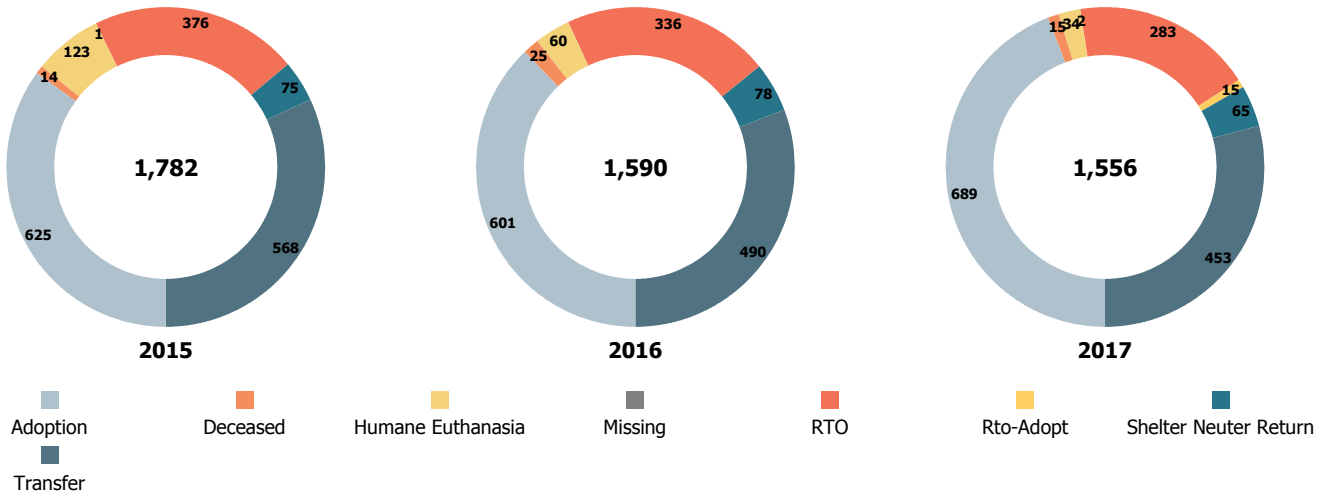


# Austin Animal Center May 2015 to 2017 Outcomes

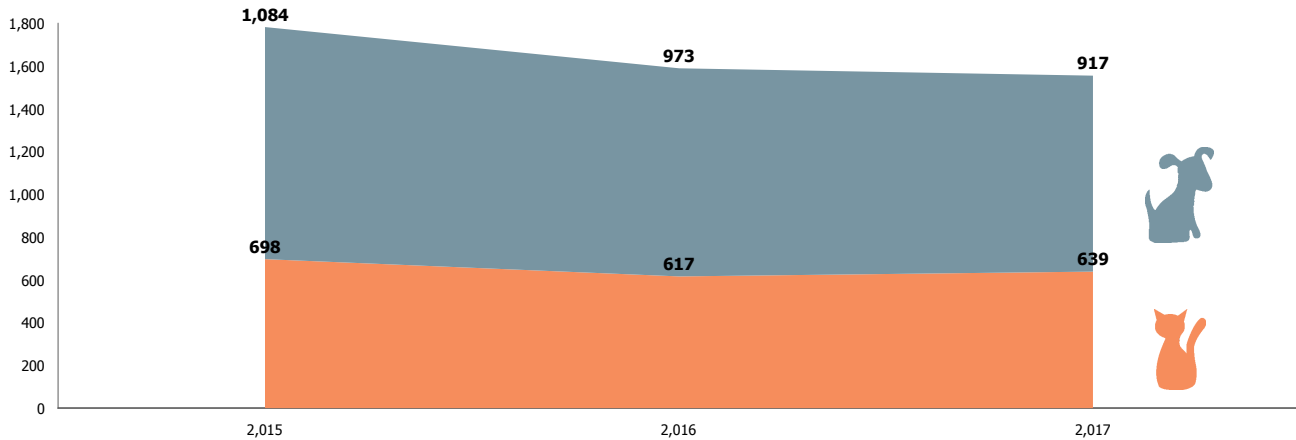


	2015			2016			2017		
	Cat	Dog	Total	Cat	Dog	Total	Cat	Dog	Total
<b>Adoption</b>	176	449	<b>625</b>	179	422	<b>601</b>	243	446	<b>689</b>
<b>Deceased</b>	12	2	<b>14</b>	17	8	<b>25</b>	11	4	<b>15</b>
<b>Humane Euthanasia</b>	63	60	<b>123</b>	41	19	<b>60</b>	25	9	<b>34</b>
<b>Missing</b>	0	1	<b>1</b>	0	0	<b>0</b>	1	1	<b>2</b>
<b>RTO</b>	25	351	<b>376</b>	24	312	<b>336</b>	37	246	<b>283</b>
<b>Rto-Adopt</b>	0	0	<b>0</b>	0	0	<b>0</b>	4	11	<b>15</b>
<b>Shelter Neuter Return</b>	75	0	<b>75</b>	78	0	<b>78</b>	65	0	<b>65</b>
<b>Transfer</b>	347	221	<b>568</b>	278	212	<b>490</b>	253	200	<b>453</b>
<b>Total</b>	<b>698</b>	<b>1,084</b>	<b>1,782</b>	<b>617</b>	<b>973</b>	<b>1,590</b>	<b>639</b>	<b>917</b>	<b>1,556</b>

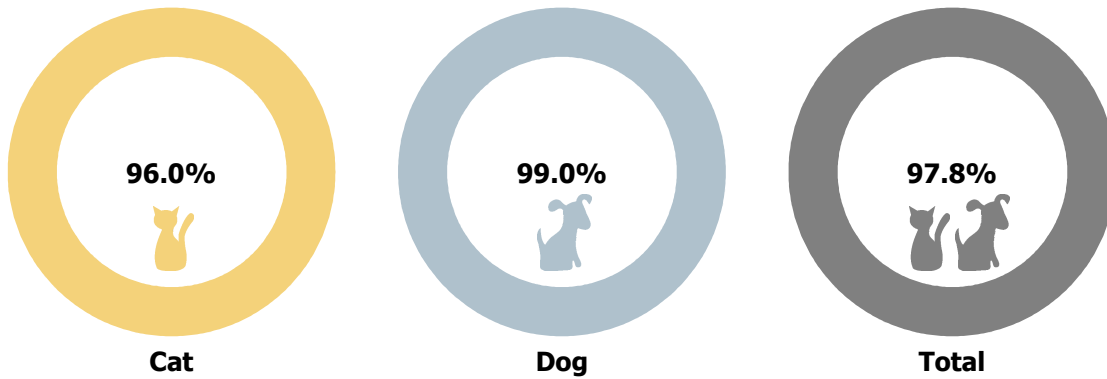
Yearly May Outcomes by Outcome Type



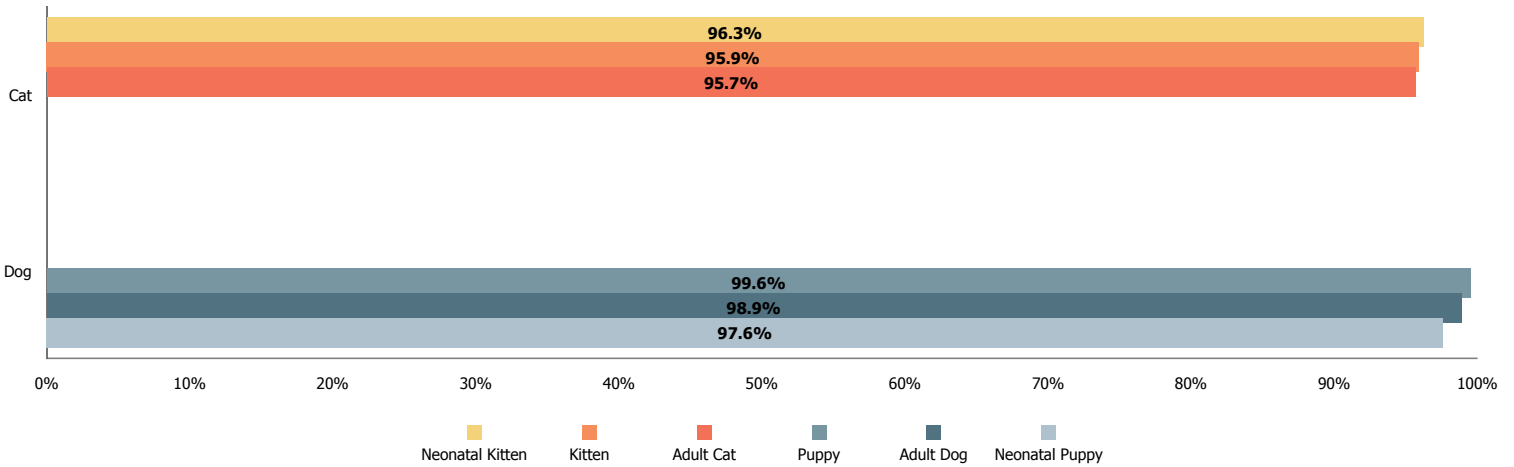
Yearly May Outcomes by Animal Type



## Total Live Release Rates



## Live Release Rates by Age Breakdown



## Yearly May Live Release Rates Compared

