

Metz Playscape Replacement Survey #2

Project Engagement

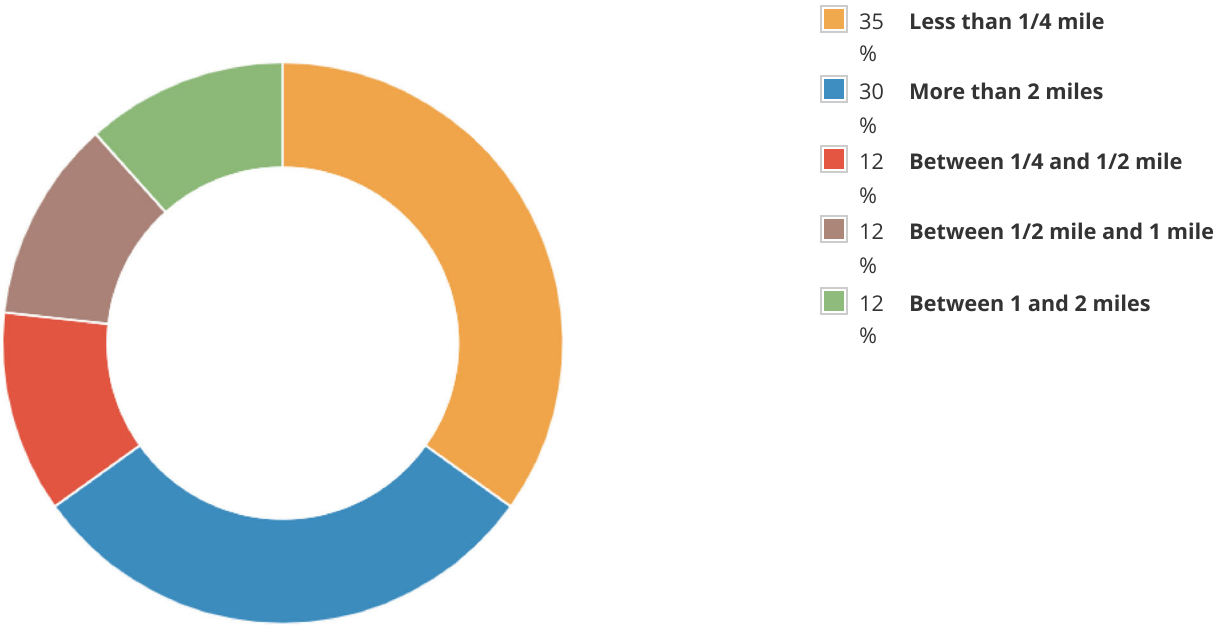
VIEWS
241

PARTICIPANTS
46

RESPONSES
779

COMMENTS
2

How far away do you live from the park?



43 respondents

Themed playscapes come in a wide variety of options, and is something PARD is exploring for the future playscape. Based on the top themes from the Round #1 surveys, we have narrowed it down to four possible options. Please rank these choices from your favorite to least favorite.

84%	C. Dinosaur	Rank: 1.87	31 ✓
81%	B. Jungle	Rank: 2.07	30 ✓
81%	D. Longhorns	Rank: 2.10	30 ✓
76%	A. Candy	Rank: 3.54	28 ✓

37 Respondents

If a strictly themed playscape is not possible due to budget, time, or material constraints, PARD staff will instead focus on incorporating colors in the new playscape inspired by the kids' favorite themes. Please rank the following options from your favorite to least favorite.

89%	A. Candy colors (reds, oranges, teals, yellows)	Rank: 1.88	33 ✓
78%	B. Jungle colors (greens, browns, blues)	Rank: 1.93	29 ✓
84%	C. Dinosaur colors (browns, tans, greens, yellows)	Rank: 2.65	31 ✓
76%	D. Longhorn colors (oranges, browns, cream)	Rank: 3.07	28 ✓

37 Respondents

PARD staff will include as many play features as possible in the new playscape. Please help us prioritize by ranking the following options from your favorite to least favorite.

79%	A. New swings, including a tandem (or two-person) swing	Rank: 2.33	30 ✓
79%	C. Climbing structure	Rank: 2.33	30 ✓
79%	D. Spinning feature	Rank: 2.37	30 ✓
84%	B. Zip line	Rank: 2.38	32 ✓

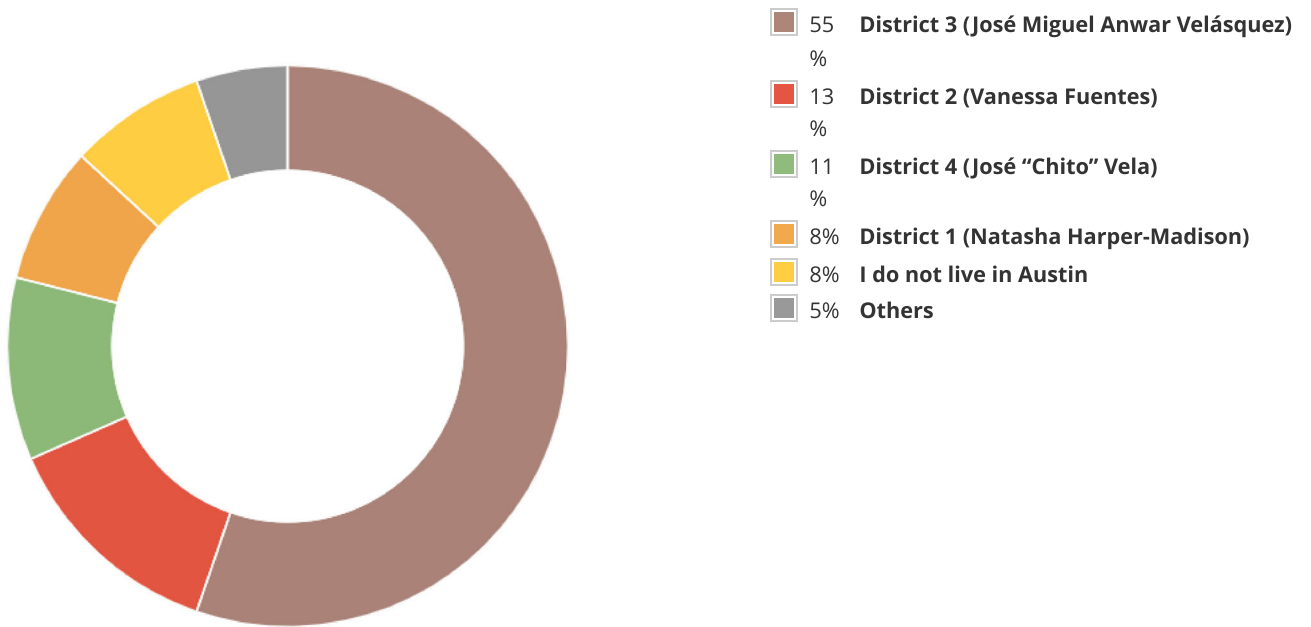
38 Respondents

Nature play areas are designed to connect children with the natural environment through play. These spaces often incorporate natural elements to encourage physical activity, creativity, and environmental stewardship. By incorporating nature play, we aim to foster a deeper appreciation for the environment and create meaningful, enjoyable play experiences for children of all ages. Below are some examples of nature play elements. Please rank your choices from favorite to least favorite.

82%	B. Play hill	Rank: 1.84	31 ✓
79%	C. Stumps for jumping	Rank: 1.87	30 ✓
82%	A. Natural seating	Rank: 1.90	31 ✓

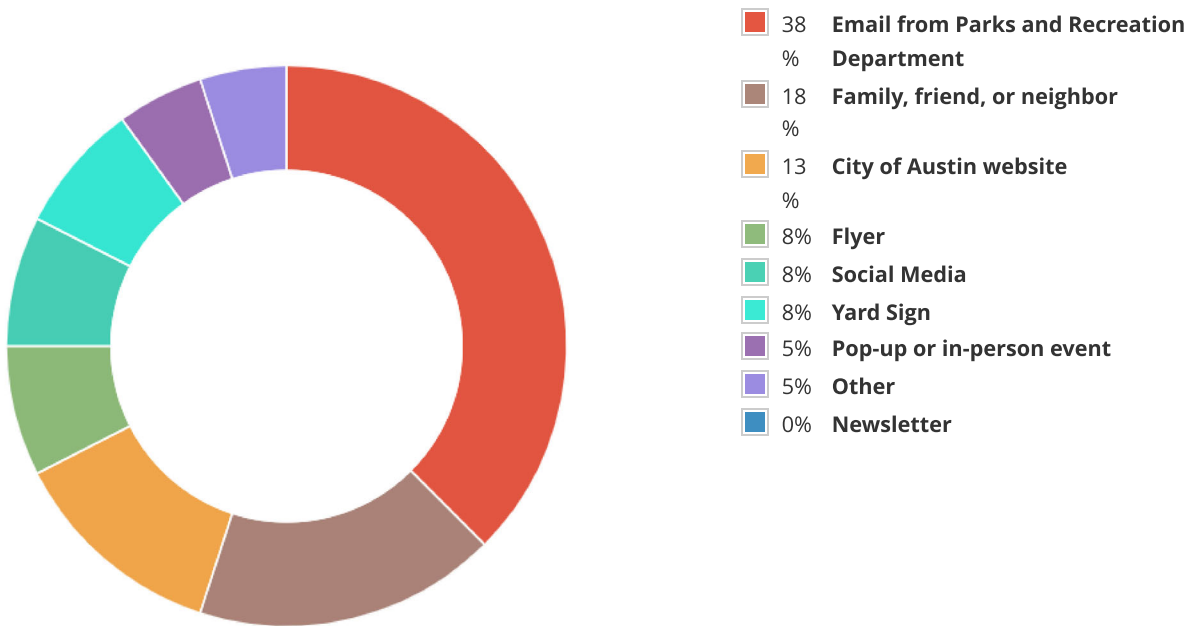
38 Respondents

What City Council District do you live in?



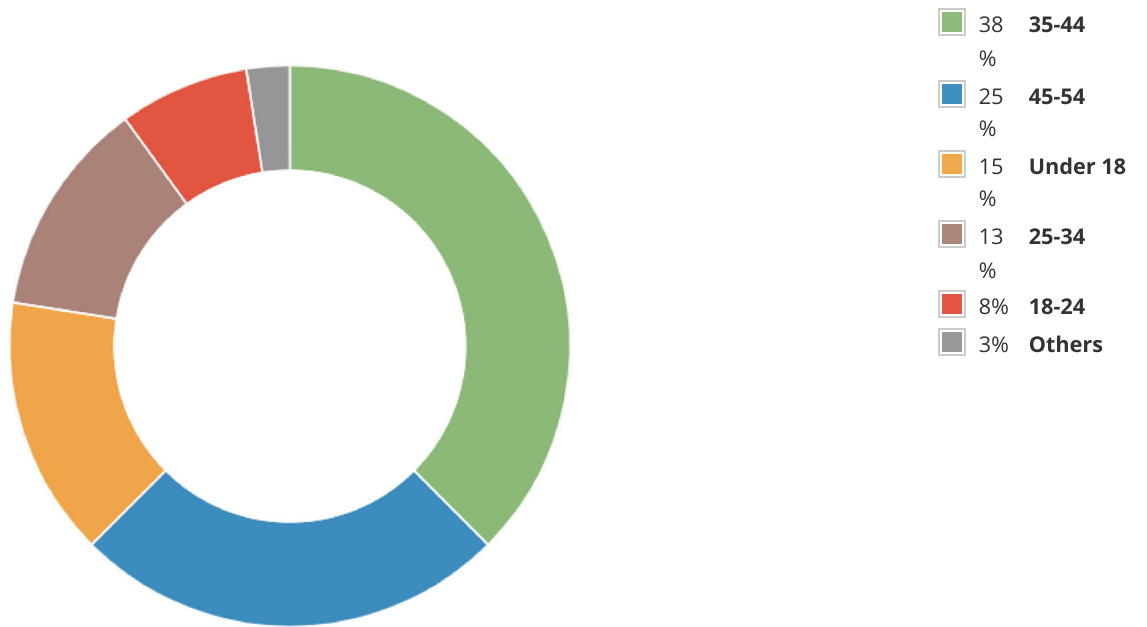
38 respondents

How did you hear about the project?



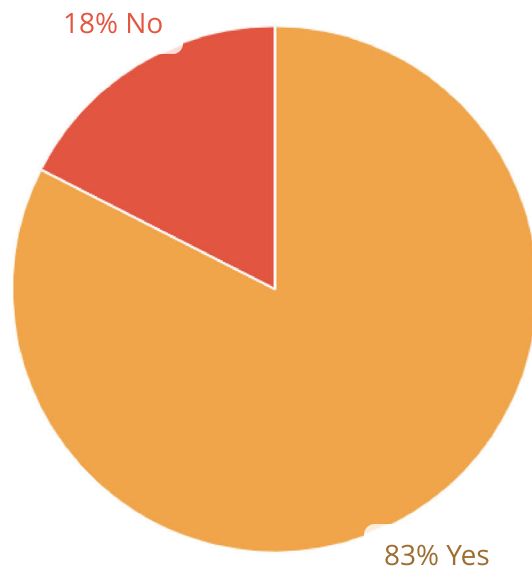
40 respondents

What is your age range?



40 respondents

Do you have children under the age of 18 who live with you?



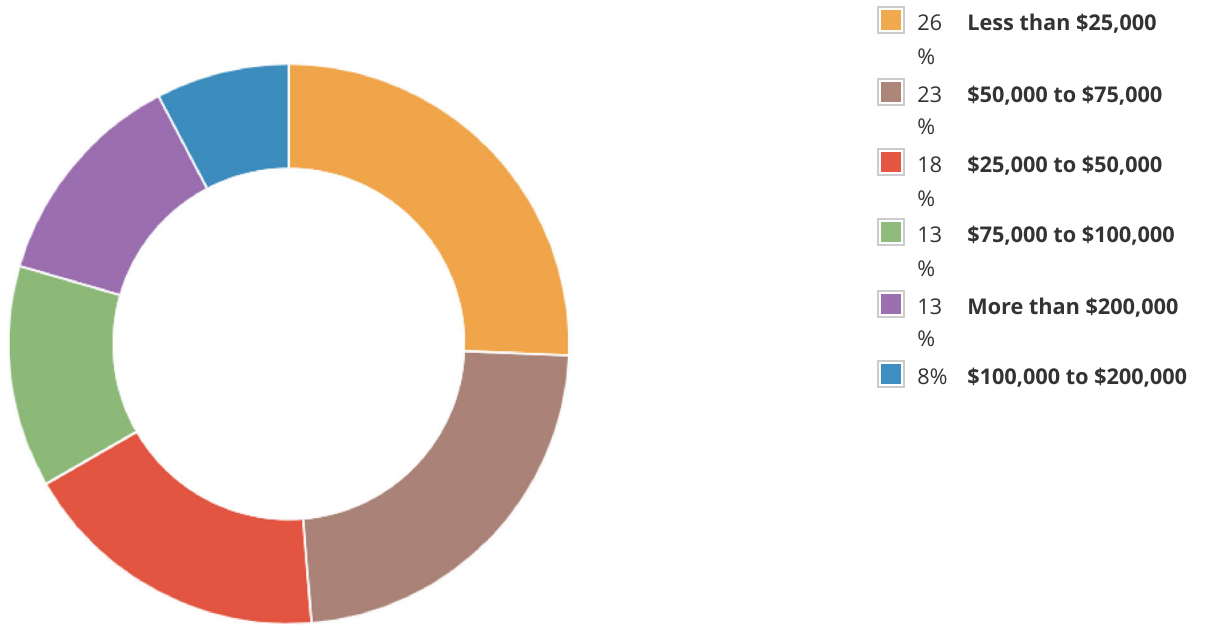
40 respondents

What is your race/ethnicity?

67%	Hispanic or Latinx	24 ✓
25%	White	9 ✓
11%	Black or African-American	4 ✓
6%	American Indian or Alaska Native	2 ✓
3%	Asian or Asian American	1 ✓
0%	Native Hawaiian or Pacific Islander	0 ✓
0%	Race or ethnicity not listed. I identify as:	0 ✓

36 Respondents

What is your annual household income?



39 respondents

What language is spoken at home?

93%	English	37 ✓
18%	Spanish	7 ✓
3%	Other	1 ✓
0%	Arabic	0 ✓
0%	Chinese (Cantonese)	0 ✓
0%	Chinese (Mandarin)	0 ✓
0%	Korean	0 ✓
0%	Vietnamese	0 ✓
0%	French	0 ✓
0%	Prefer not to say	0 ✓

40 Respondents