

# Austin Animal Center Monthly Report May 2019

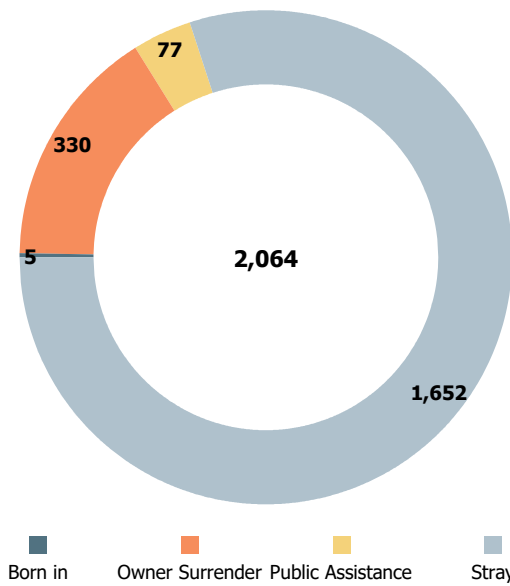


# Austin Animal Center May 2019 Intakes



	Neonatal	Kitten	Adult Cat	Neonatal	Puppy	Adult Dog	Total
<b>Born in</b>	5	0	0	0	0	0	<b>5</b>
<b>Owner Surrender</b>	18	39	64	16	74	119	<b>330</b>
<b>Public Assistance</b>	1	1	10	0	7	58	<b>77</b>
<b>Stray</b>	579	216	170	28	209	450	<b>1,652</b>
<b>Total</b>	<b>603</b>	<b>256</b>	<b>244</b>	<b>44</b>	<b>290</b>	<b>627</b>	<b>2,064</b>

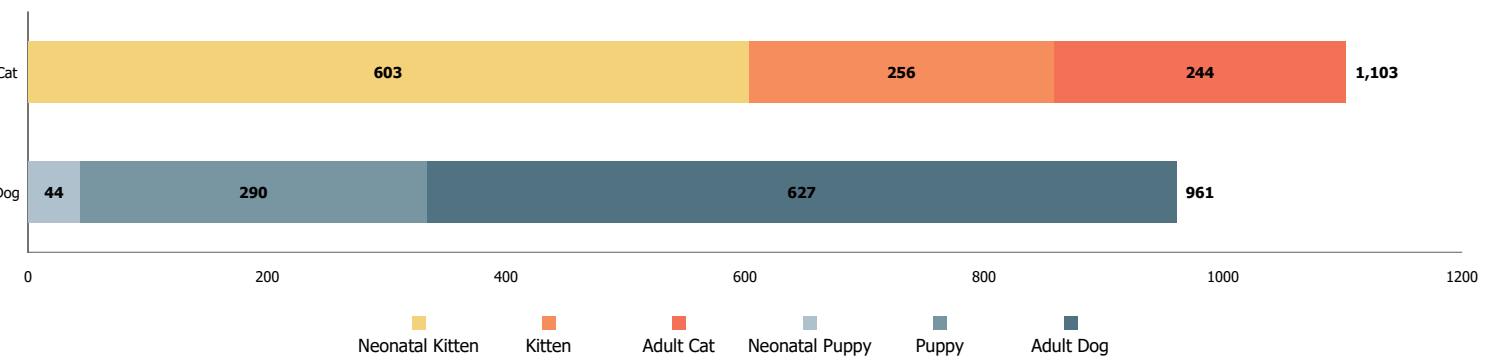
### Intakes by Intake Type



### Age Breakdown

- Neonatal**  
under 6 weeks old
- Kitten/Puppy**  
6 weeks to under 1 year old
- Adult**  
at least 1 year old

### Intakes by Age Breakdown

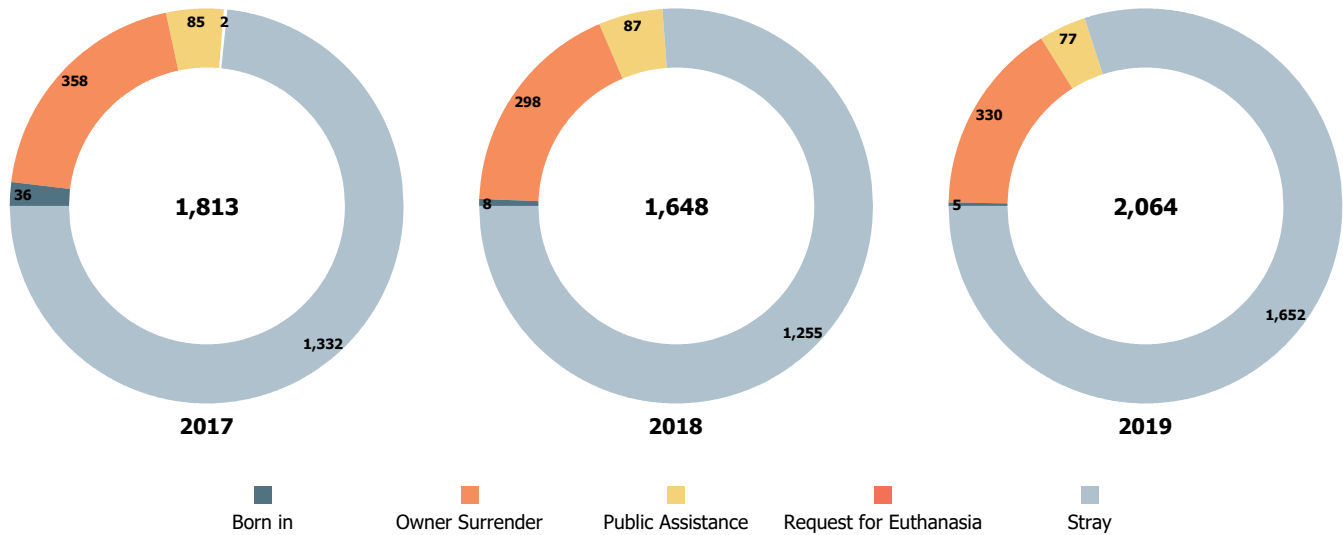


# Austin Animal Center May 2017 to 2019 Intakes

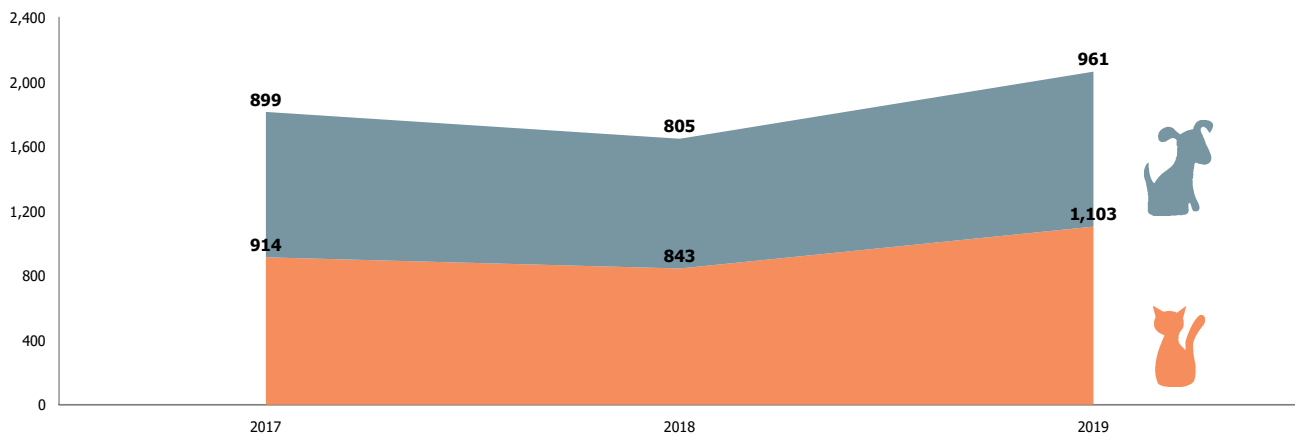


	2017			2018			2019		
	Cat	Dog	Total	Cat	Dog	Total	Cat	Dog	Total
<b>Born in</b>	19	17	<b>36</b>	0	8	<b>8</b>	5	0	<b>5</b>
<b>Owner Surrender</b>	150	208	<b>358</b>	100	198	<b>298</b>	121	209	<b>330</b>
<b>Public Assistance</b>	7	78	<b>85</b>	18	69	<b>87</b>	12	65	<b>77</b>
<b>Request for Euthanasia</b>	0	2	<b>2</b>	0	0	<b>0</b>	0	0	<b>0</b>
<b>Stray</b>	738	594	<b>1,332</b>	725	530	<b>1,255</b>	965	687	<b>1,652</b>
<b>Total</b>	<b>914</b>	<b>899</b>	<b>1,813</b>	<b>843</b>	<b>805</b>	<b>1,648</b>	<b>1,103</b>	<b>961</b>	<b>2,064</b>

### Yearly May Intakes by Intake Type



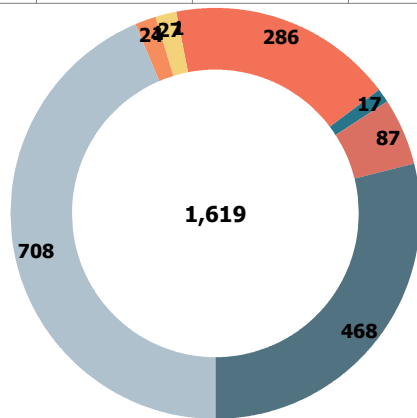
### Yearly May Intakes by Animal Type



# Austin Animal Center May 2019 Outcomes



	Neonatal	Kitten	Adult Cat	Neonatal	Puppy	Adult Dog	Total
Adoption	0	200	73	0	169	266	708
Deceased	7	6	3	1	7	0	24
Disposal	0	0	0	0	0	1	1
Humane Euthanasia	5	5	4	2	4	7	27
Missing	0	0	1	0	0	0	1
RTO	0	2	25	7	32	220	286
Rto-Adopt	0	1	1	0	1	14	17
Shelter Neuter Return	0	10	77	0	0	0	87
Transfer	205	21	42	23	66	111	468
<b>Total</b>	<b>217</b>	<b>245</b>	<b>226</b>	<b>33</b>	<b>279</b>	<b>619</b>	<b>1,619</b>



## Age Breakdown

### Neonatal


under 6 weeks old

### Kitten/Puppy

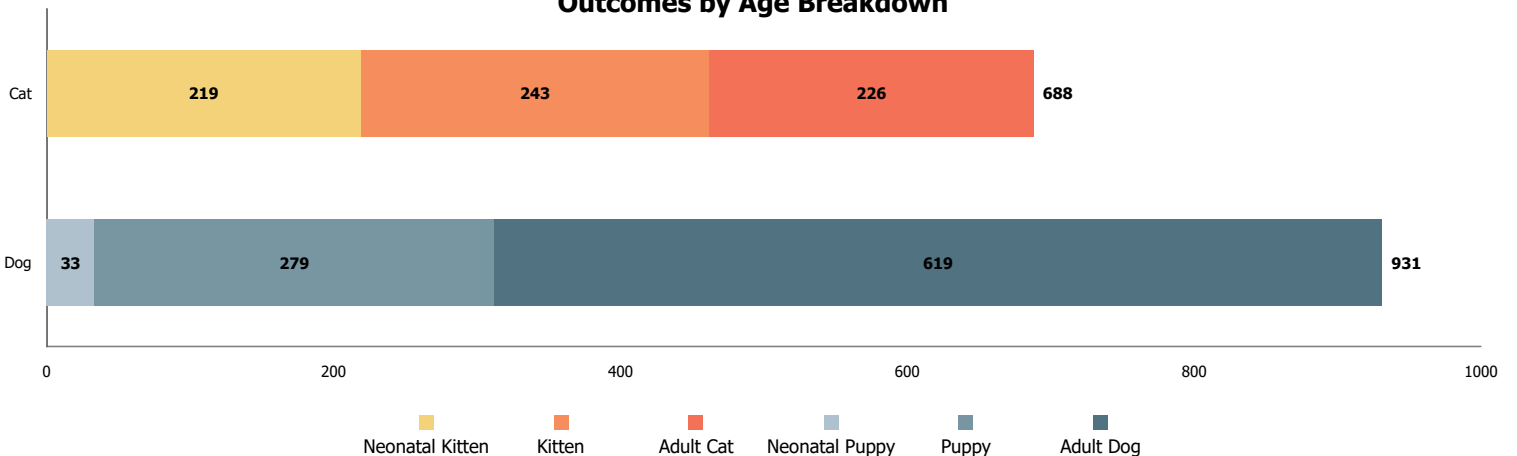
6 weeks to under 1 year old

### Adult

at least 1 year old



## Outcomes by Age Breakdown

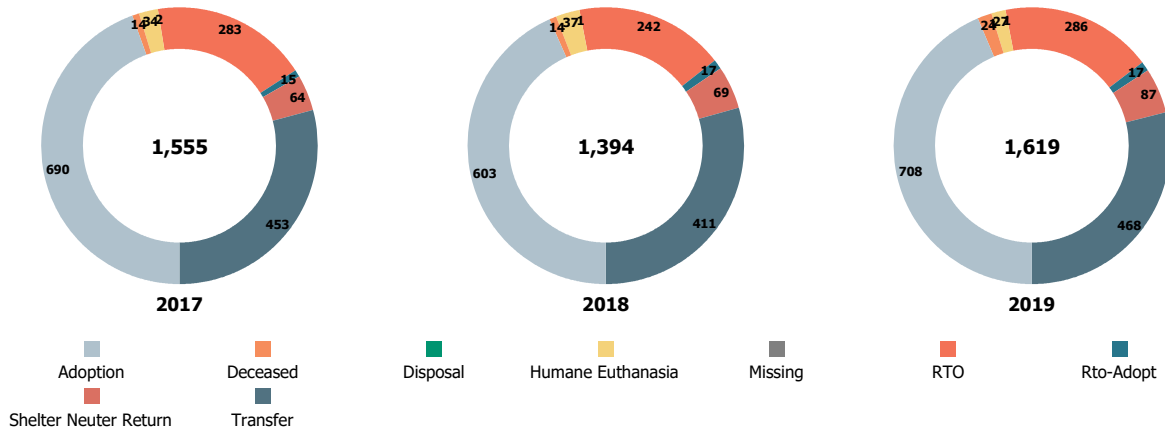


# Austin Animal Center May 2017 to 2019 Outcomes

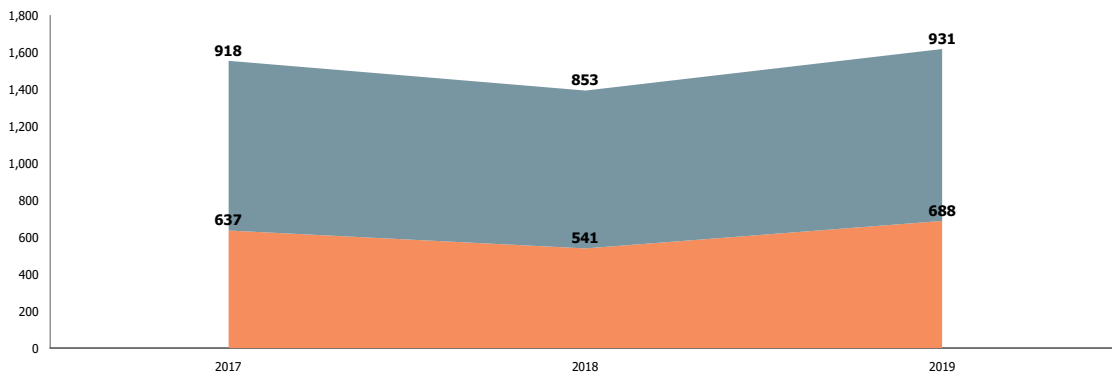


	2017			2018			2019		
	Cat	Dog	Total	Cat	Dog	Total	Cat	Dog	Total
<b>Adoption</b>	243	447	<b>690</b>	180	423	<b>603</b>	273	435	<b>708</b>
<b>Deceased</b>	10	4	<b>14</b>	11	3	<b>14</b>	16	8	<b>24</b>
<b>Disposal</b>	0	0	<b>0</b>	0	0	<b>0</b>	0	1	<b>1</b>
<b>Humane Euthanasia</b>	25	9	<b>34</b>	30	7	<b>37</b>	14	13	<b>27</b>
<b>Missing</b>	1	1	<b>2</b>	0	1	<b>1</b>	1	0	<b>1</b>
<b>RTO</b>	37	246	<b>283</b>	30	212	<b>242</b>	27	259	<b>286</b>
<b>Rto-Adopt</b>	4	11	<b>15</b>	4	13	<b>17</b>	2	15	<b>17</b>
<b>Shelter Neuter Return</b>	64	0	<b>64</b>	69	0	<b>69</b>	87	0	<b>87</b>
<b>Transfer</b>	253	200	<b>453</b>	217	194	<b>411</b>	268	200	<b>468</b>
<b>Total</b>	<b>637</b>	<b>918</b>	<b>1,555</b>	<b>541</b>	<b>853</b>	<b>1,394</b>	<b>688</b>	<b>931</b>	<b>1,619</b>

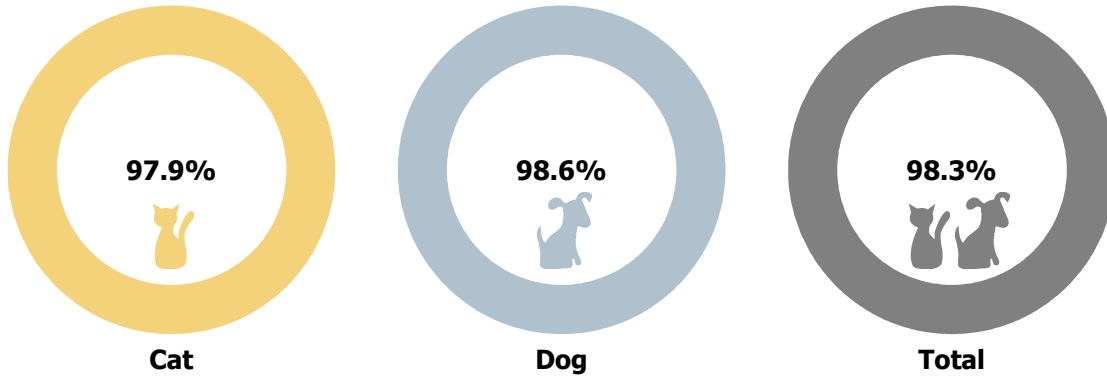
## Yearly May Outcomes by Outcome Type



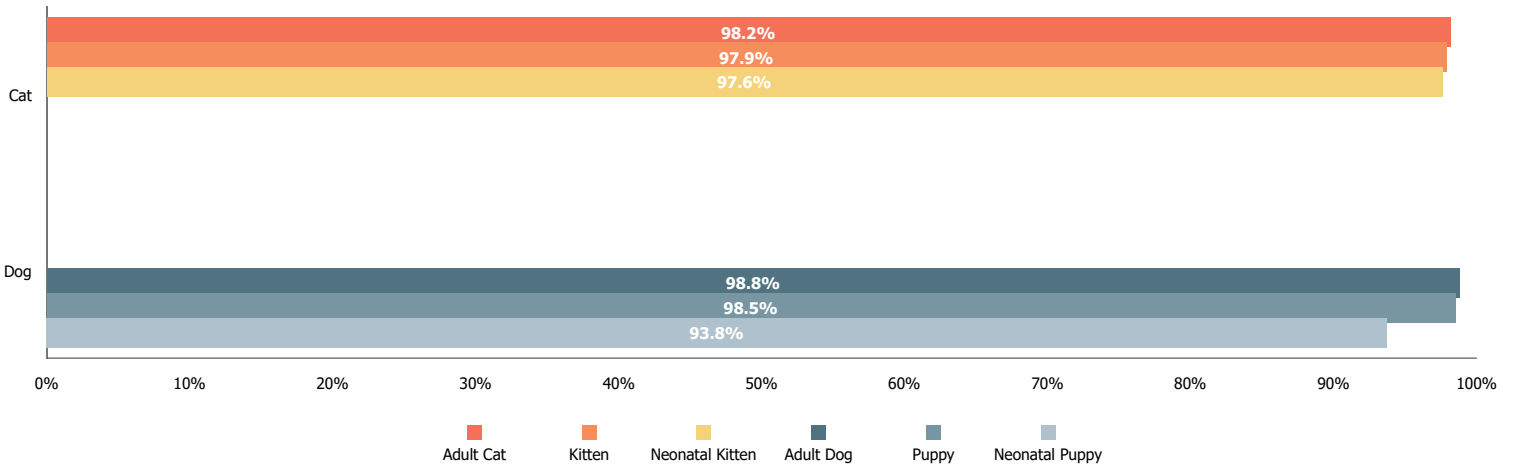
## Yearly May Outcomes by Animal Type



## Total Live Release Rates



## Live Release Rates by Age Breakdown



## Yearly May Live Release Rates Compared

