

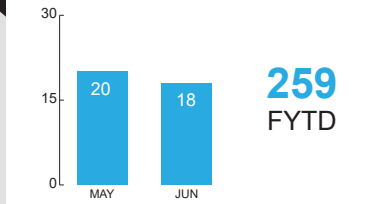
# Key Success Metrics

May - June 2020

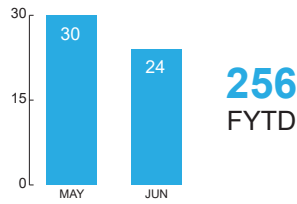


## Service Extension Request

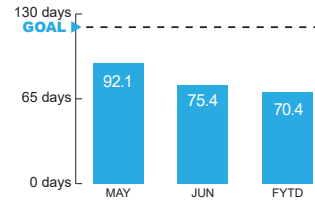
### Total SER Applications Received



### Total SERs Approved

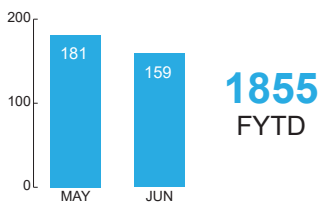


### Cycle Time

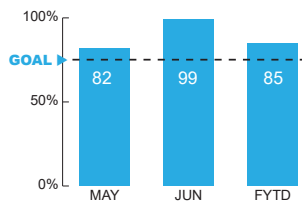


## Utility Coordination Review

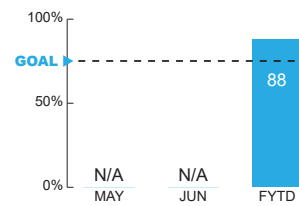
### Total Number of Reviews



### On Time Reviews

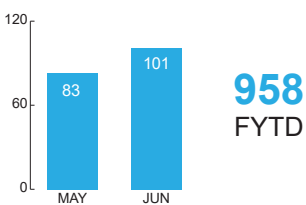


### Reviews with 3 or less updates

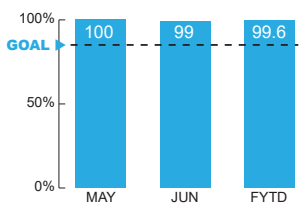


## Tap Plan Review

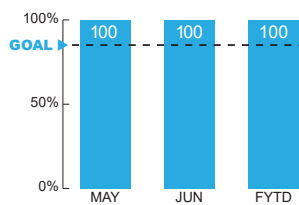
### Total Number of Reviews



### On Time Reviews

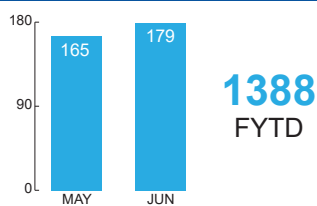


### Reviews with 3 or less updates

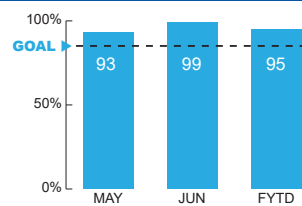


## Site & Subdivision Plan Review

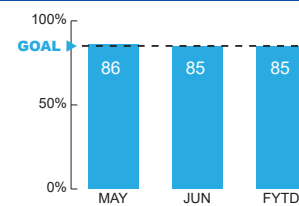
### Total Number of Reviews



### On Time Reviews



### Reviews with 3 or less updates



Color Key:

Met Goal

Did Not Meet Goal

