







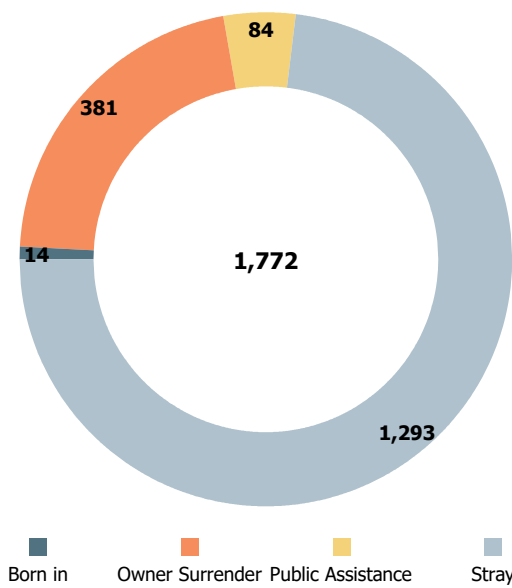
Austin Animal Center Monthly Report August 2019



Austin Animal Center August 2019 Intakes

	 Neonatal	 Kitten	 Adult Cat	 Neonatal	 Puppy	 Adult Dog	Total
Born in	2	0	0	12	0	0	14
Owner Surrender	18	88	70	6	60	139	381
Public Assistance	4	0	4	0	15	61	84
Stray	292	216	144	16	261	364	1,293
Total	316	304	218	34	336	564	1,772

Intakes by Intake Type





Age Breakdown



Neonatal

  under 6 weeks old

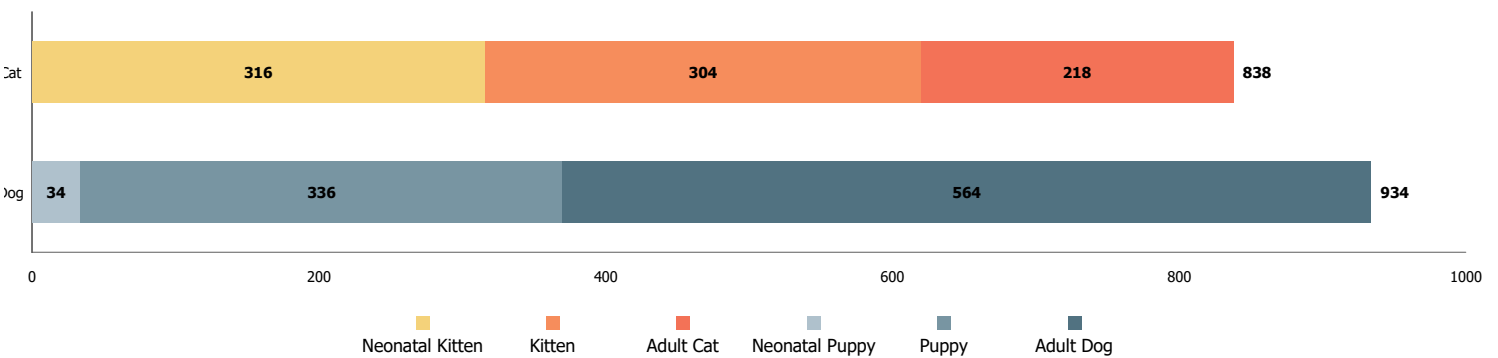
Kitten/Puppy

  6 weeks to under 1 year old

Adult

  at least 1 year old

Intakes by Age Breakdown

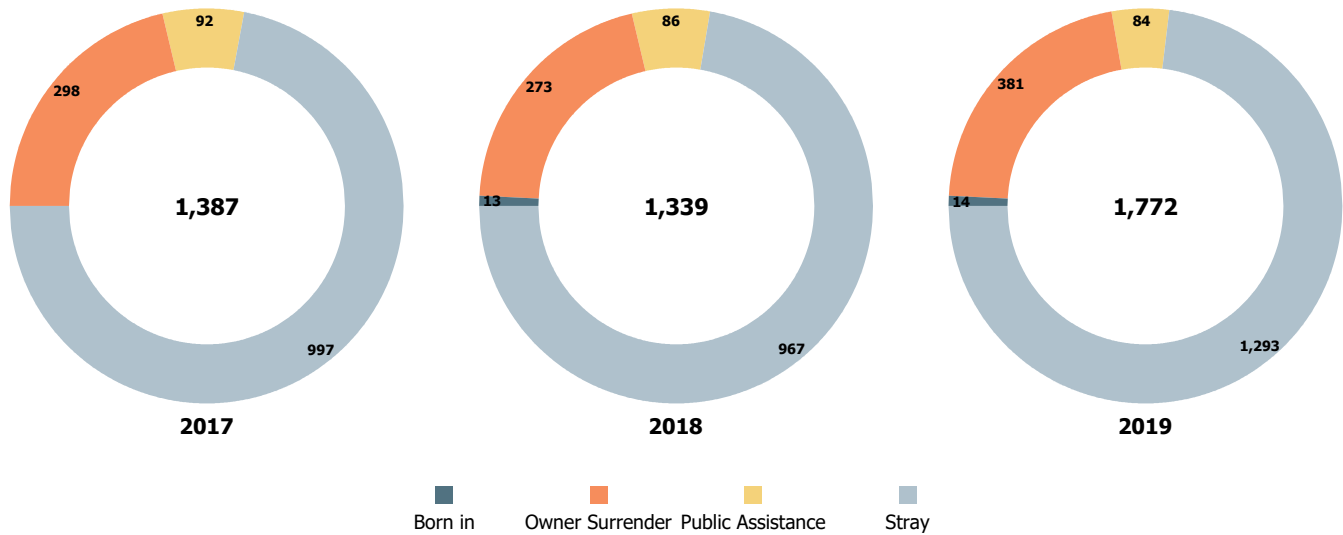


Austin Animal Center August 2017 to 2019 Intakes

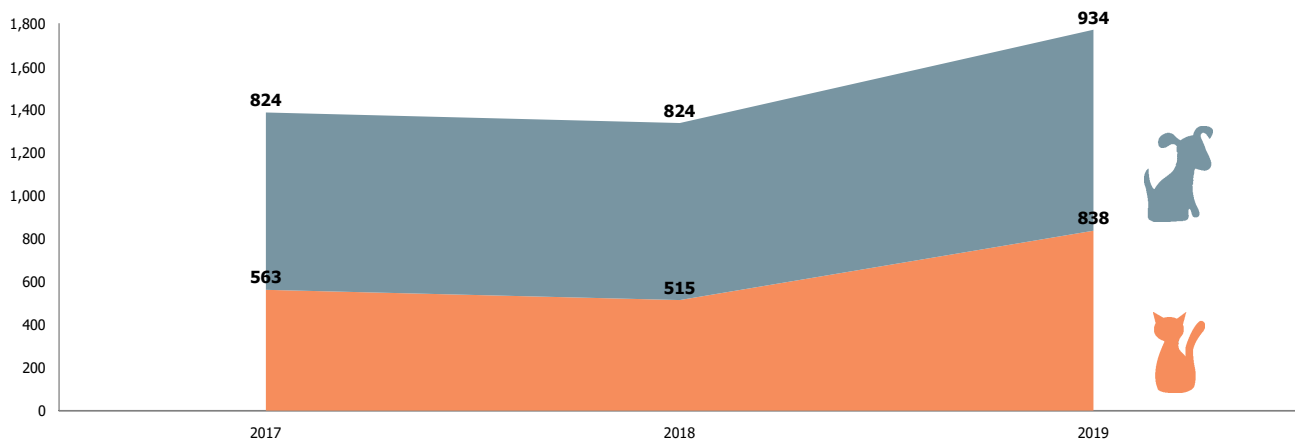


	2017			2018			2019		
	Cat	Dog	Total	Cat	Dog	Total	Cat	Dog	Total
Born in	0	0	0	4	9	13	2	12	14
Owner Surrender	112	186	298	75	198	273	176	205	381
Public Assistance	10	82	92	10	76	86	8	76	84
Stray	441	556	997	426	541	967	652	641	1,293
Total	563	824	1,387	515	824	1,339	838	934	1,772

Yearly August Intakes by Intake Type



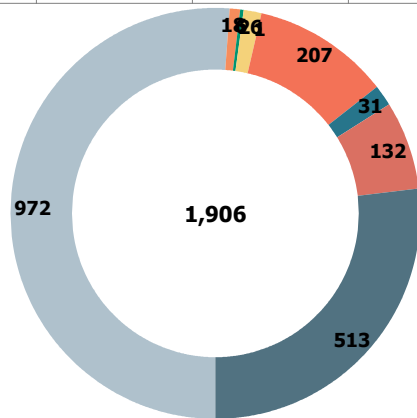
Yearly August Intakes by Animal Type



Austin Animal Center August 2019 Outcomes



	Neonatal	Kitten	Adult Cat	Neonatal	Puppy	Adult Dog	Total
Adoption	0	359	70	0	266	277	972
Deceased	1	6	3	4	3	1	18
Disposal	1	2	0	0	0	3	6
Humane Euthanasia	2	7	8	1	1	7	26
Missing	0	1	0	0	0	0	1
RTO	5	2	17	0	27	156	207
Rto-Adopt	0	0	8	0	3	20	31
Shelter Neuter Return	0	74	58	0	0	0	132
Transfer	174	78	54	21	69	117	513
Total	183	529	218	26	369	581	1,906



Age Breakdown

Neonatal


under 6 weeks old

Kitten/Puppy

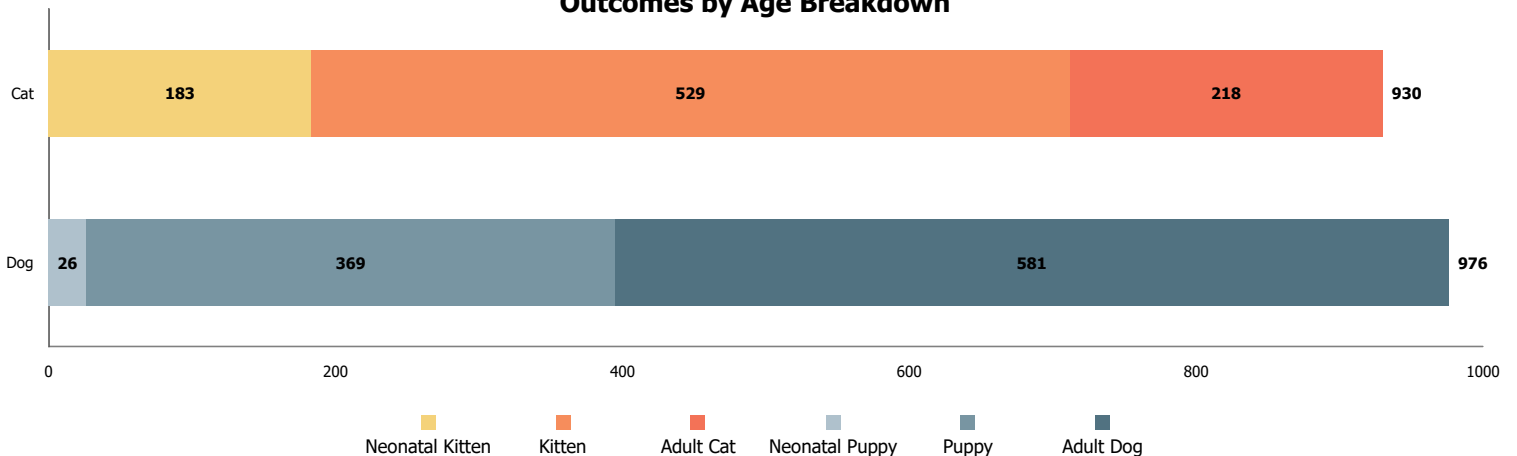
6 weeks to under 1 year old

Adult

at least 1 year old



Outcomes by Age Breakdown

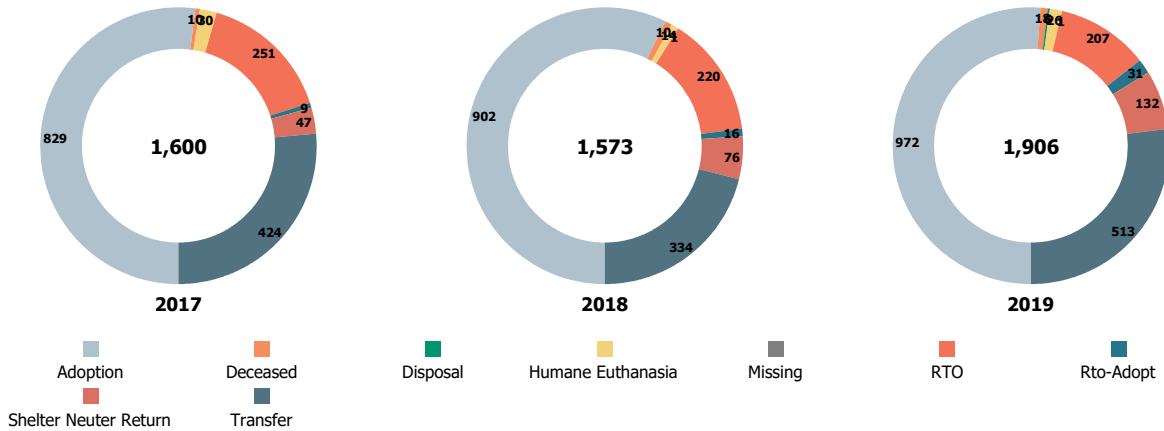


Austin Animal Center August 2017 to 2019 Outcomes

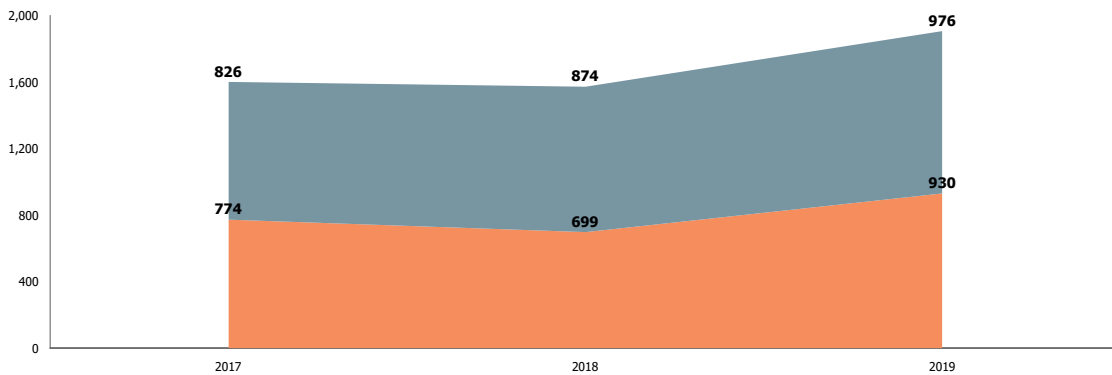


	2017			2018			2019		
	Cat	Dog	Total	Cat	Dog	Total	Cat	Dog	Total
Adoption	422	407	829	421	481	902	429	543	972
Deceased	9	1	10	6	4	10	10	8	18
Disposal	0	0	0	0	0	0	3	3	6
Humane Euthanasia	25	5	30	10	4	14	17	9	26
Missing	0	0	0	1	0	1	1	0	1
RTO	29	222	251	23	197	220	24	183	207
Rto-Adopt	0	9	9	5	11	16	8	23	31
Shelter Neuter Return	47	0	47	76	0	76	132	0	132
Transfer	242	182	424	157	177	334	306	207	513
Total	774	826	1,600	699	874	1,573	930	976	1,906

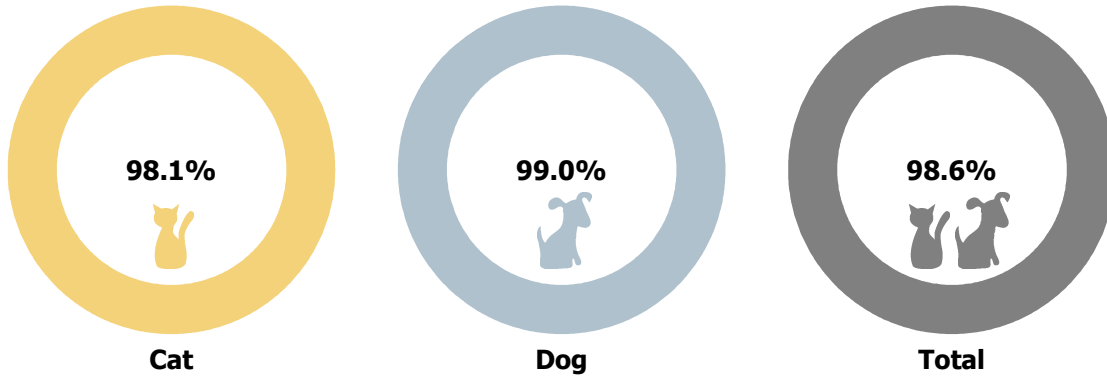
Yearly August Outcomes by Outcome Type



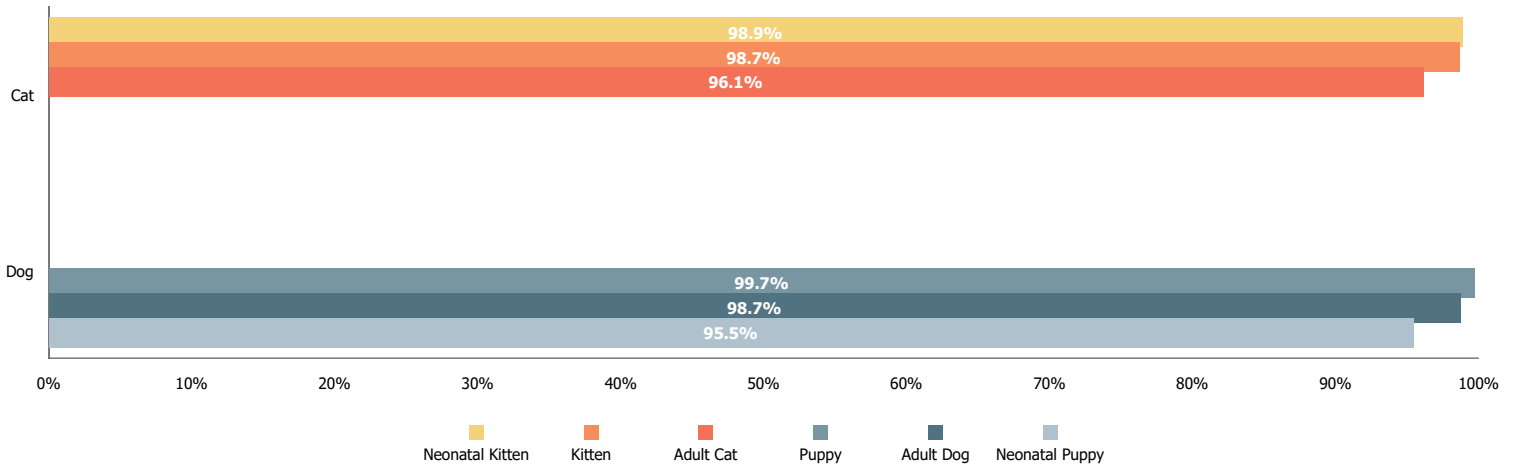
Yearly August Outcomes by Animal Type



Total Live Release Rates



Live Release Rates by Age Breakdown



Yearly August Live Release Rates Compared

