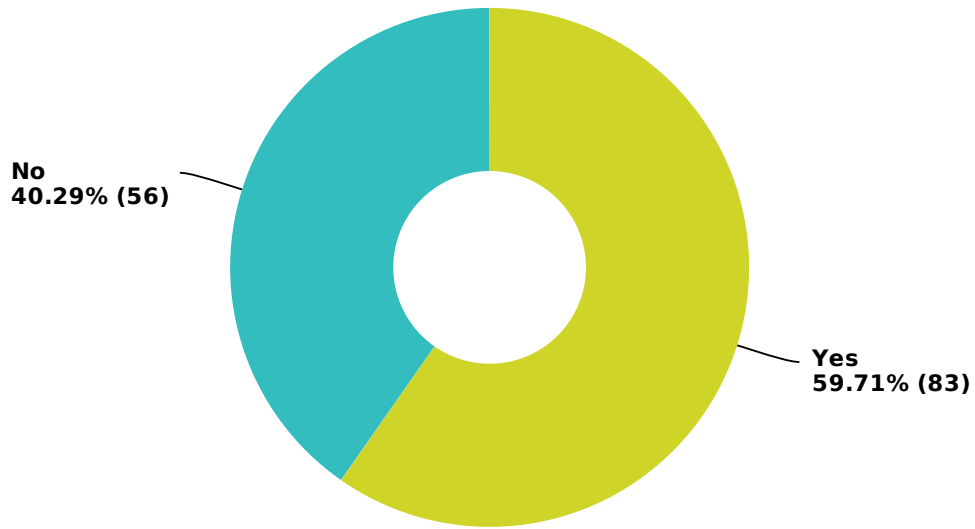


Q1 Did you participate in the Imagine Austin Comprehensive Plan process?

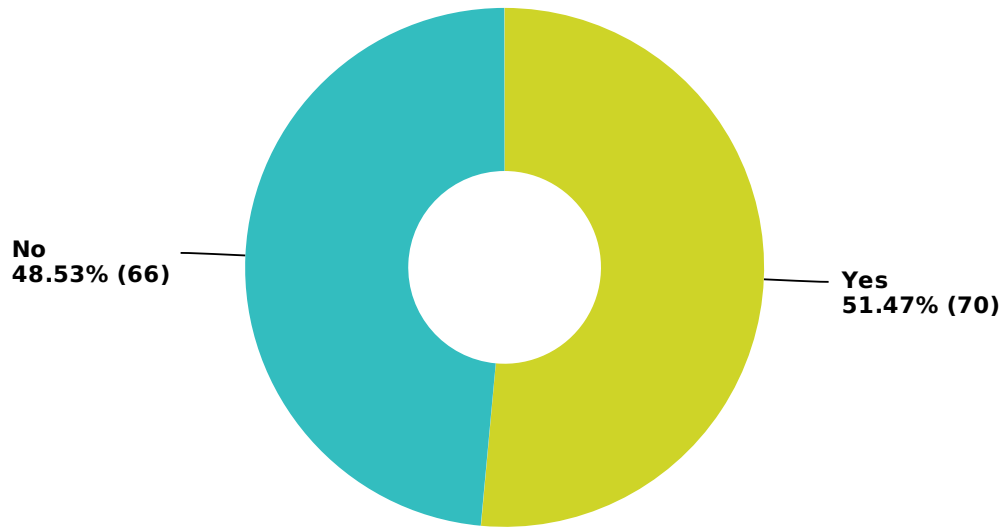
Answered: 139 Skipped: 3



Answer Choices	Responses	
Yes	59.71%	83
No	40.29%	56
Total		139

Q2 Have you been involved with your neighborhood planning process?

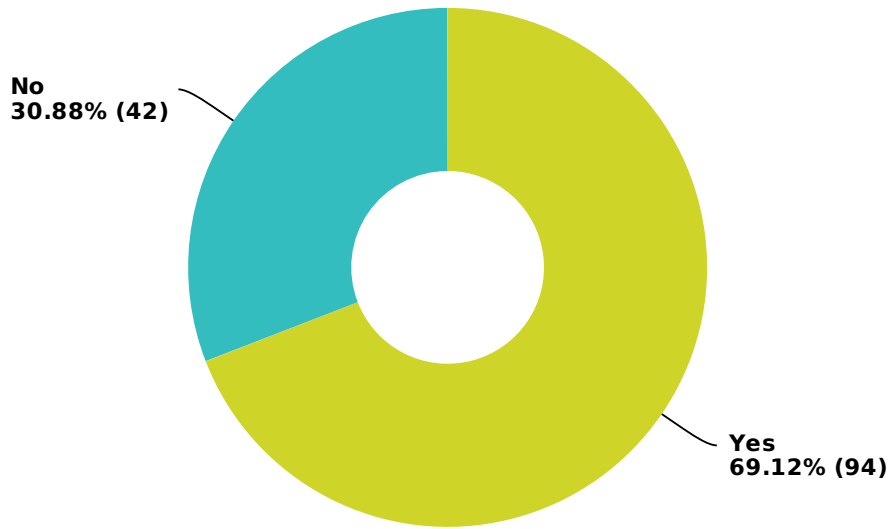
Answered: 136 Skipped: 6



Answer Choices	Responses	
Yes	51.47%	70
No	48.53%	66
Total		136

Q3 Have you had experience dealing with the Land Development Code?

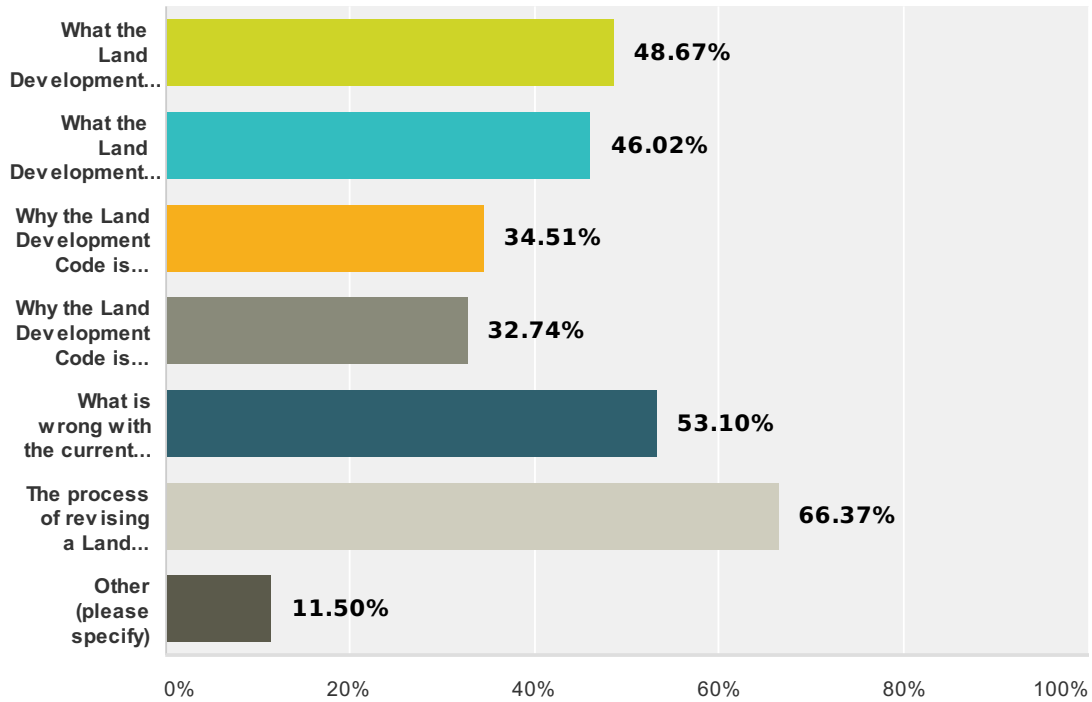
Answered: 136 Skipped: 6



Answer Choices	Responses	
Yes	69.12%	94
No	30.88%	42
Total		136

Q5 Which of the following do you want to know more about? (check all that apply)

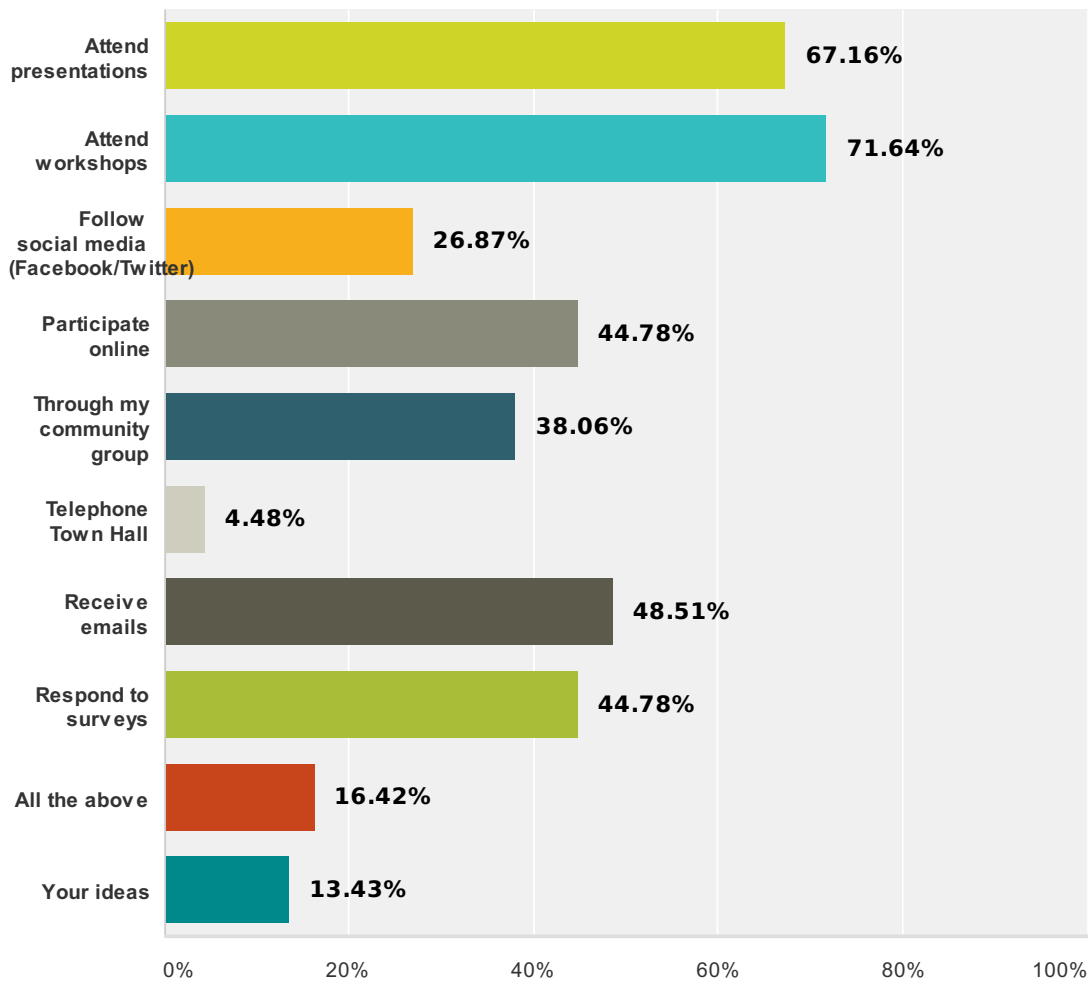
Answered: 113 Skipped: 29



Answer Choices	Responses
What the Land Development Code does	48.67% 55
What the Land Development Code does NOT do	46.02% 52
Why the Land Development Code is important to all citizens	34.51% 39
Why the Land Development Code is being revised	32.74% 37
What is wrong with the current Land Development Code	53.10% 60
The process of revising a Land Development Code	66.37% 75
Other (please specify)	11.50% 13
Total Respondents: 113	

Q6 How would you like to participate in the process to revise the Land Development Code? (check all that apply)

Answered: 134 Skipped: 8

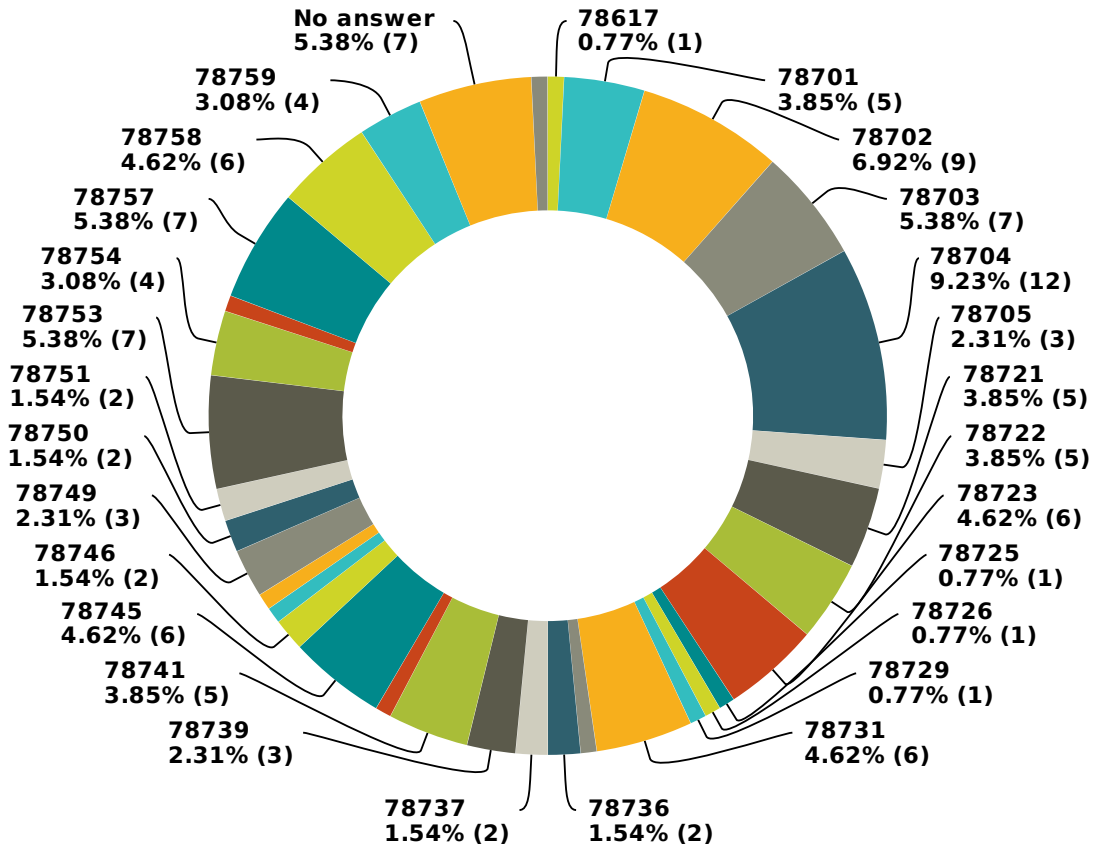


Answer Choices	Responses
Attend presentations	67.16% 90
Attend workshops	71.64% 96
Follow social media (Facebook/Twitter)	26.87% 36
Participate online	44.78% 60
Through my community group	38.06% 51
Telephone Town Hall	4.48% 6
Receive emails	48.51% 65
Respond to surveys	44.78% 60
All the above	16.42% 22
Your ideas	13.43% 18
Total Respondents: 134	

Q11 Your zip code?

Answered: 130 Skipped: 12

CodeNEXT Listening Sessions

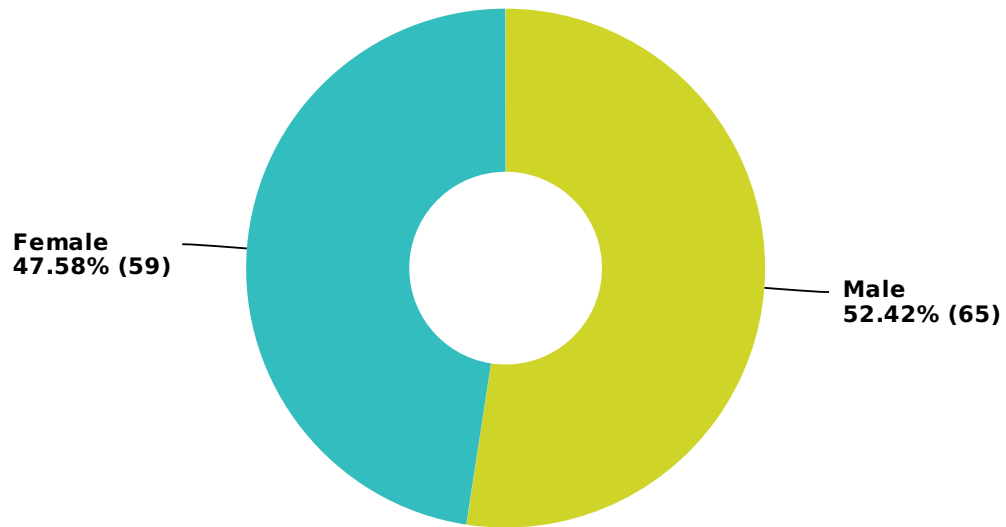


CodeNEXT Listening Sessions

78617	0.77%	1
78701	3.85%	5
78702	6.92%	9
78703	5.38%	7
78704	9.23%	12
78705	2.31%	3
78721	3.85%	5
78722	3.85%	5
78723	4.62%	6
78725	0.77%	1
78726	0.77%	1
78729	0.77%	1
78731	4.62%	6
78732	0.77%	1
78736	1.54%	2
78737	1.54%	2
78739	2.31%	3
78741	3.85%	5
78744	0.77%	1
78745	4.62%	6
78746	1.54%	2
78747	0.77%	1
78748	0.77%	1
78749	2.31%	3
78750	1.54%	2
78751	1.54%	2
78753	5.38%	7
78754	3.08%	4
78756	0.77%	1
78757	5.38%	7
78758	4.62%	6
78759	3.08%	4
No answer	5.38%	7
Other (please specify)	0.77%	1
Total		130

Q12 Gender?

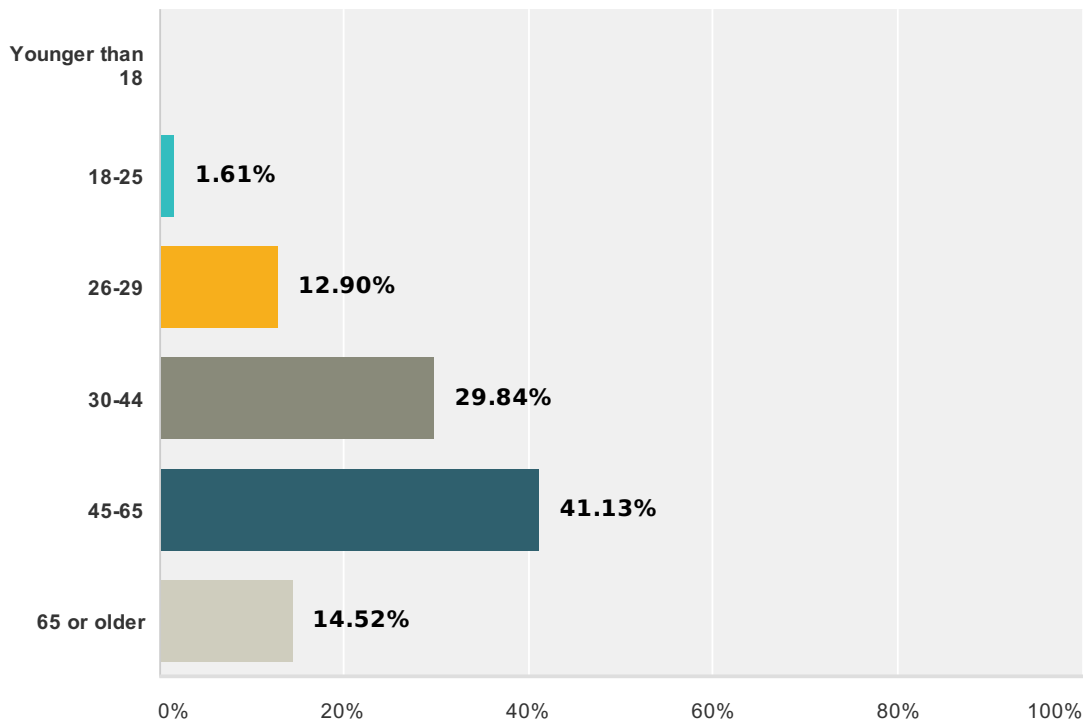
Answered: 124 Skipped: 18



Answer Choices	Responses	
Male	52.42%	65
Female	47.58%	59
Total		124

Q13 Age?

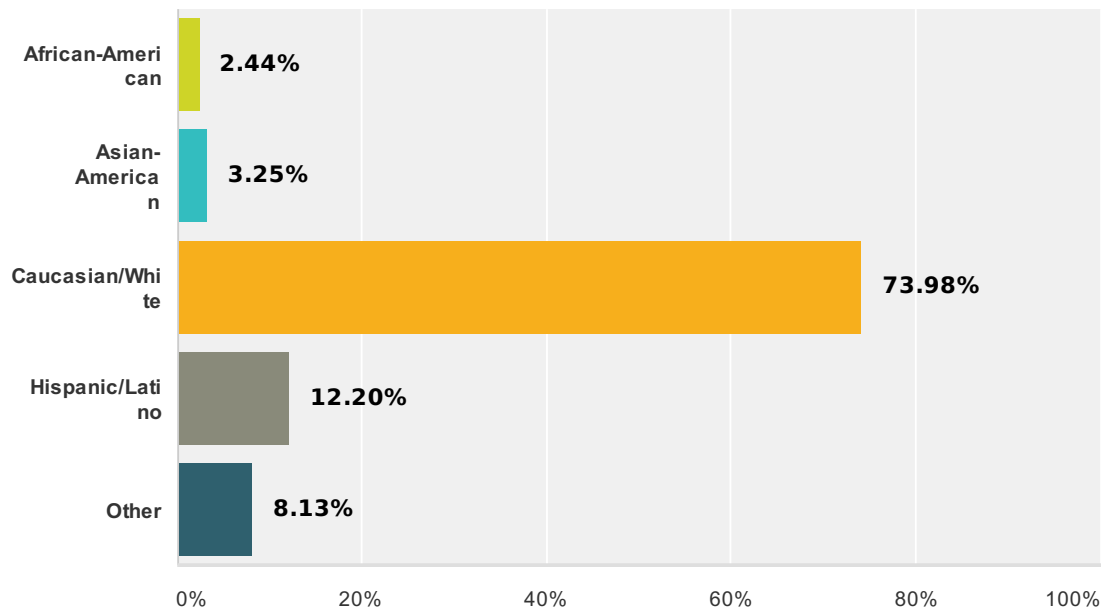
Answered: 124 Skipped: 18



Answer Choices	Responses
Younger than 18	0% 0
18-25	1.61% 2
26-29	12.90% 16
30-44	29.84% 37
45-65	41.13% 51
65 or older	14.52% 18
Total	124

Q14 Racial/ethnic background?

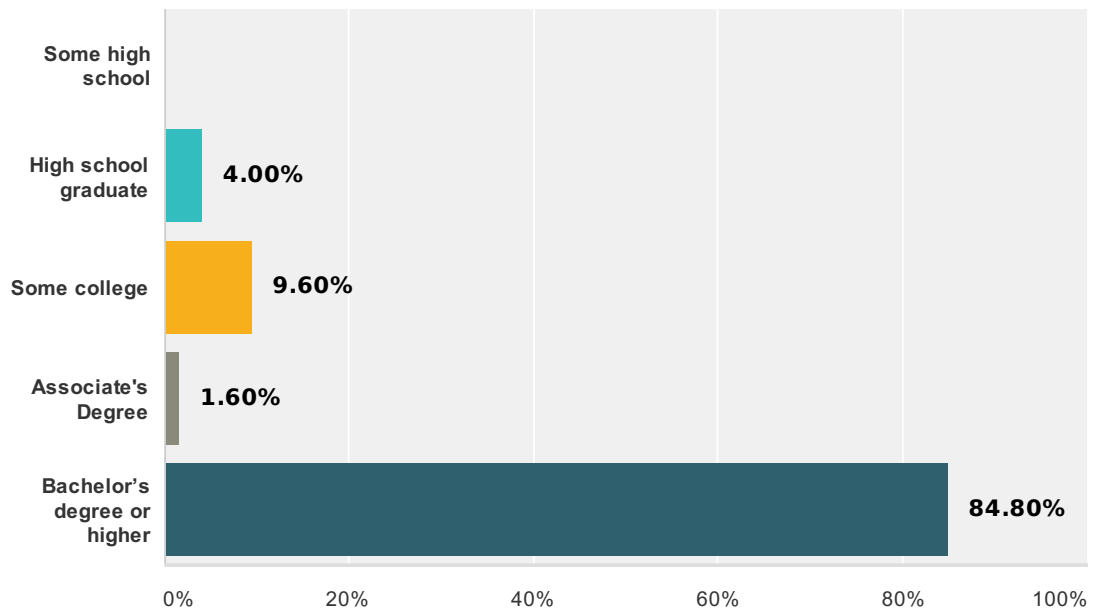
Answered: 123 Skipped: 19



Answer Choices	Responses
African-American	2.44% 3
Asian-American	3.25% 4
Caucasian/White	73.98% 91
Hispanic/Latino	12.20% 15
Other	8.13% 10
Total	123

Q15 Educational attainment?

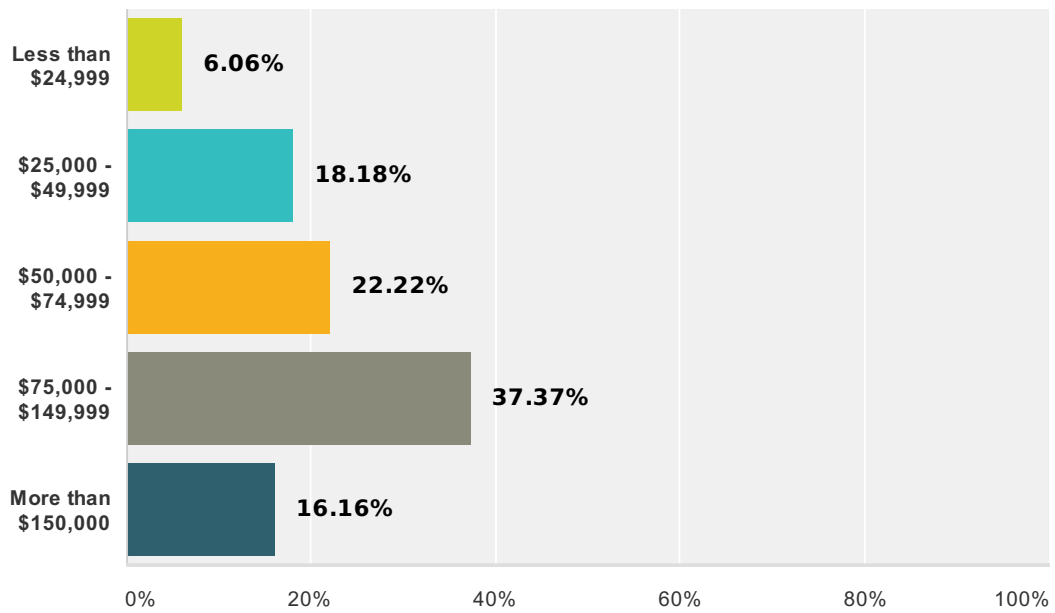
Answered: 125 Skipped: 17



Answer Choices	Responses
Some high school	0% 0
High school graduate	4% 5
Some college	9.60% 12
Associate's Degree	1.60% 2
Bachelor's degree or higher	84.80% 106
Total	125

Q16 Household income?

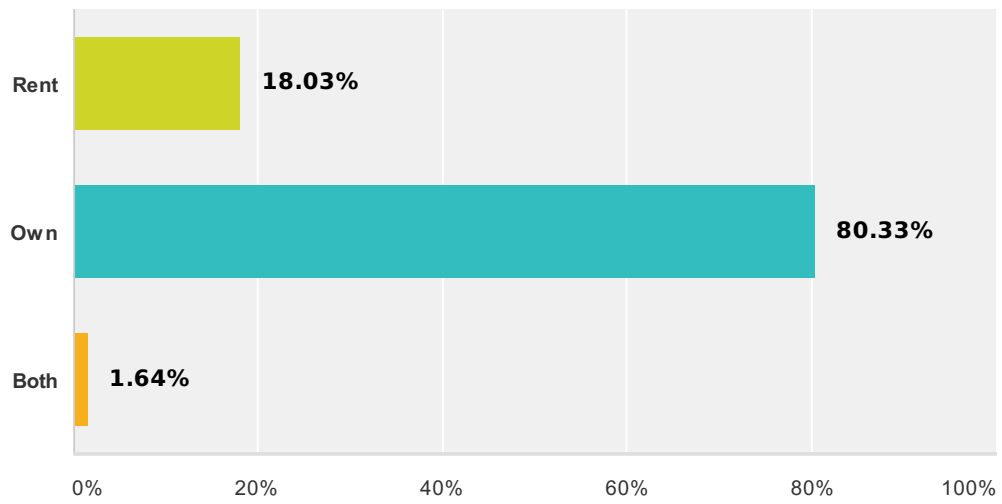
Answered: 99 Skipped: 43



Answer Choices	Responses
Less than \$24,999	6.06% 6
\$25,000 - \$49,999	18.18% 18
\$50,000 - \$74,999	22.22% 22
\$75,000 - \$149,999	37.37% 37
More than \$150,000	16.16% 16
Total	99

Q17 Home ownership?

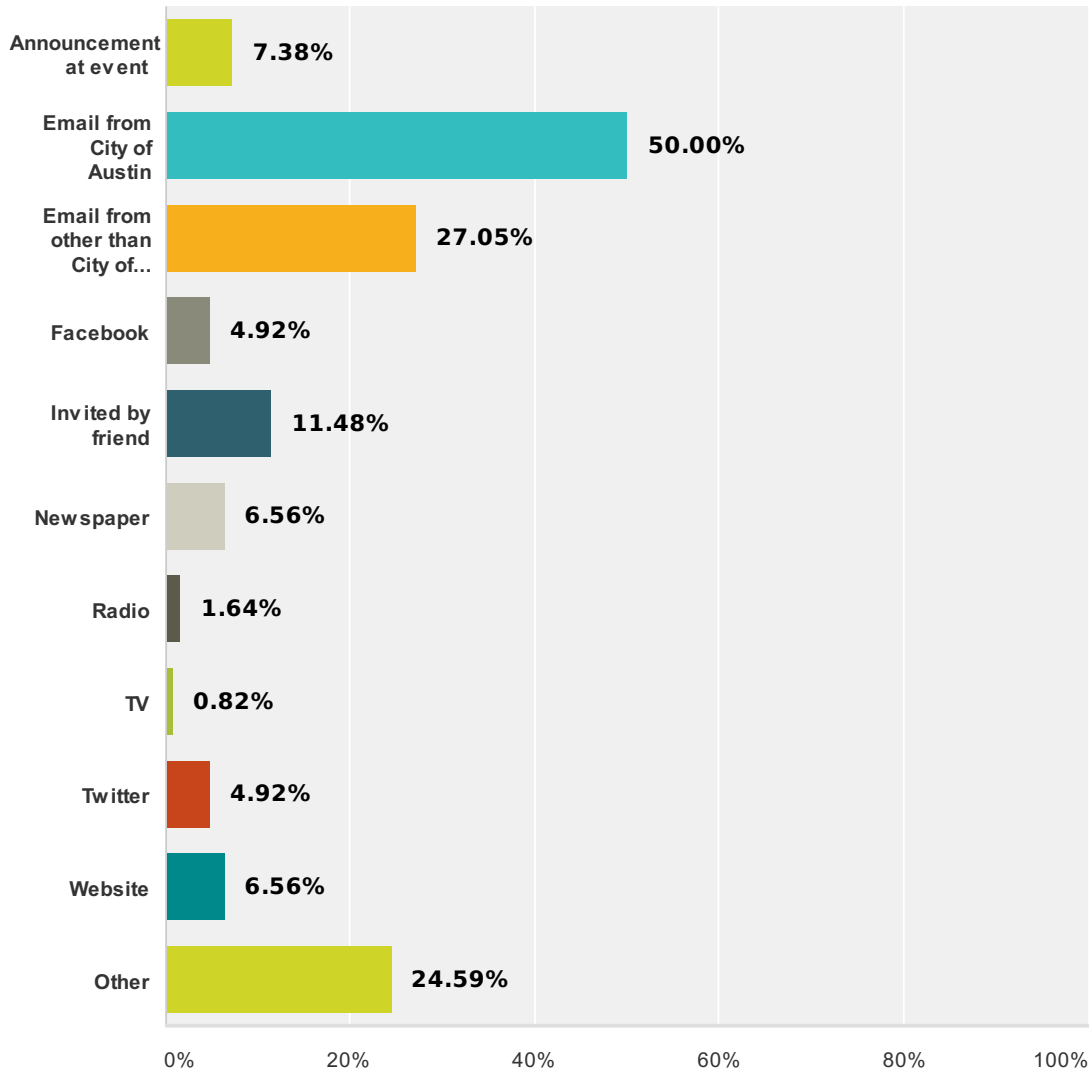
Answered: 122 Skipped: 20



Answer Choices	Responses
Rent	18.03% 22
Own	80.33% 98
Both	1.64% 2
Total	122

Q18 How did you hear about this event? (check all that apply)

Answered: 122 Skipped: 20



Answer Choices	Responses
Announcement at event	7.38% 9
Email from City of Austin	50% 61
Email from other than City of Austin	27.05% 33
Facebook	4.92% 6
Invited by friend	11.48% 14
Newspaper	6.56% 8
Radio	1.64% 2
TV	0.82% 1
Twitter	4.92% 6
Website	6.56% 8

CodeNEXT Listening Sessions

Other	24.59%	30
Total Respondents: 122		