

INSTRUCTIONS for Completing the 2018 Grant for Technology Opportunities (GTOPs) APPLICATION PACKET

Funded by the City of Austin's Telecommunications & Regulatory Affairs (TARA) Department as a matching grant program supporting local organizations in their efforts to include all our citizens in an emerging digital society.



NOTE: Potential applicants to any City of Austin solicitation must be registered as a City of Austin vendor. Don't know if yours is? Don't remember your vendor code? Need to register as a vendor for the very first time? No problem. Just head on over to Vendor Connections now at https://www.austintexas.gov/financeonline/vendor_connection/index.cfm. Once that is squared away, please continue with these instructions.

If you are interested in applying for GTOPs 2018 funding, please [contact us](#) with a Letter in Interest. The letter (no more than two pages) should include your:

- Agency's legal name
- City of Austin Vendor Code
- Name and contact information
- Executive Director's full name
- Executive Director's email address
- Executive Director's primary phone number with area code
- Brief description of your organization and its activities
- Description of the program for which you would like to apply for funding
- Description of the key client base this program would serve (e.g. Hispanic, low-income, youth 0-12, elderly 65+ etc.)
- Description of how this program would be a good fit for GTOPs funding

INSTRUCTIONS for 2018 GTOPS Application Packet

Mandatory Online Training

Once you have submitted your Letter of Intent and heard back from us, please complete the [Mandatory Online Orientation for GTOPs 2018](#). Certification of completion is due December 1st 2017.

Application

Organizations choosing to apply for GTOPs 2018 must create a new application in the [grant management website](#) and complete the application by 5pm on December 1st.

If you are currently receiving GTOPs funding, you may log into the website at <https://www.ctlodm.com/austin> using your unique username and password to continue.

INSTRUCTIONS for 2018 GTOPS Application Packet

The **2018 GTOPs APPLICATION** submission must be **COMPLETED and CERTIFIED** no later than **5pm, CST, December 1, 2017**.

This application consists of accurately creating and/or editing an “Agency Intake” form **AND** completing, uploading supporting attachment files, and certifying a second form entitled, “Program Application for GTOPs.”

The first form, entitled “Agency Intake,” describes to TARA particular information about your organization, mission, key personnel, organizational services/programs, etcetera.

The second form, entitled “Program Application for GTOPs,” is a multi-purpose form, which requires a combination of data-entry and uploading of supporting documentation as file attachments. This second form, “Program Application for GTOPs,” should not be started until the “Agency Intake” form is completed and accurate.

You may edit as often as you like through **5:00pm CST, December 1, 2017**, or upon organizational certification, whichever comes first.

Do not complete the “Agency Certification of GTOPs Application” section until you are **ABSOLUTELY SURE** you are ready to do so. Once the “Program Application for GTOPs” form is certified and saved, you may log-out of the website.

The organizational contact identified on the form will receive an auto-generated, message receipt from digital.inclusion@austintexas.gov indicating that your certified application was received. If you did not get this message, either you did not certify or your junk mail settings are set to block the digital.inclusion@austintexas.gov resource account. If it is the later, go into your junk email options settings and make sure “Never Block Sender’s Domain” is selected so all messages originated from the city of Austin (i.e., firstname.lastname@austintexas.gov and resourcename@austintexas.gov) are added to your safe senders list.

Please be advised that TARA personnel will make contact with you based on their following schedule:

December 1, 2017 – Last GTOPs Applications Accepted

January 15, 2018 – Written Responses Due from Applicants

February 16, 2018 – Tentative Oral Presentations

March 2018 – Commission Meeting – Awards Recommendations Presented

If you have any questions or concerns, contact the City of Austin Digital Inclusion team including GTOPs Coordinator John Speirs at digital.inclusion@austintexas.gov or (512) 974-3510.

INSTRUCTIONS for 2018 GTOPS Application Packet

Purpose: To provide guidance to agency level users on how to complete Program-Related forms within the CIODM.


Note: The website <https://www.ckodm.com/austin> is a secured site with customized functionality. To ensure an effective, user-interface experience with the server, please confirm the following requisites are enabled/disabled:

Requisites:

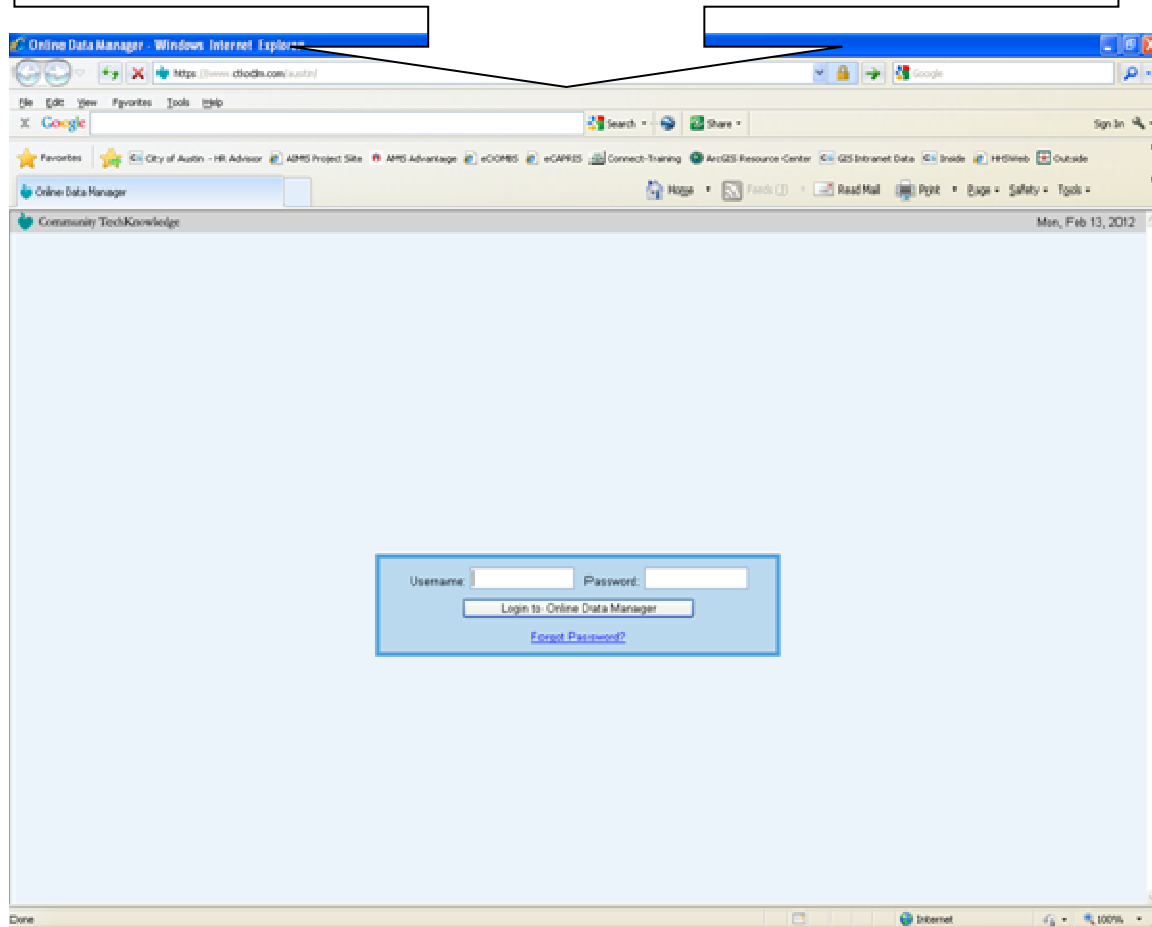
- Own internet connection
- Internet Explorer Browser version 11 or newer
 - If none, see <http://windows.microsoft.com/en-US/internet-explorer/products/ie/home>
- Completely Disable Browser's Pop-Up Blocker
- Completely Disable Add-In Toolbar(s) Pop-Up Blocker(s) (If Any)
- Enable Scripting in the Browser's Security Settings
- Set Browser's Website Privacy Settings to "Always Allow" the domain "ckodm.com"
- Add the domain "ckodm.com" to Browser's Compatibility View Settings

If you need assistance confirming and/or setting up any or all of the above, please download and follow the guidance "Internet Explorer Optimization" in the bulletin "Guides for Agencies" on the "MY ODM Dashboard" (Screen immediately after log-in). Still need additional assistance, please give the site administrator a call during regular business hours at (512)972-5075 or (512)972-5018.

Open the Internet Explorer web browser



① Enter <https://www.ctlkdm.com/austin> in URL Address box



INSTRUCTIONS for 2018 GTOPS Application Packet

My ODM Dashboard - Windows Internet Explorer

https://www.ckodm.com/odmexpress/4.3/myodm/index.php?page=1&search=

File Edit View Favorites Tools Help

My ODM Dashboard

Navigation Menu

My ODM Dashboard

Welcome, Allan McCracken

My Dashboard
My Preferences
My Folders
Last Login: 10/27/2015

Now Accepting 2016 GTOPs Applications Oct 14th, 2015

DEC 08 - GTOPs 2015 Applications Due

Click [here](#) to print instructions on how to complete your GTOPs Application Packet (Recommended).

Click [here](#) for blank paper GTOPs Application forms (Agency Internal Use Only).

If you have any questions or concerns, please contact John Speirs at (512) 974-3510 or John.Speirs@austintexas.gov

***All deadline times are RECEIVED no later than 5pm CST, unless otherwise noted**

My Reports

No Reports Saved

My Files

No Files Saved

My Links

No Links Saved

CIODM New User/Refresher Training Oct 6th, 2015

new employee/volunteer in need of training on this CIODM? Want to take a refresher course yourself?

Check the following CIODM New User/Refresher Trainings on

Tuesday, Oct 6, 2015 9:00 - 11:00 am Registration Available

Wednesday, Oct 7, 2015 2:00 - 4:00 pm Registration Available

To register, select desired training from the following link.

For details, click on the link below.

Important GTOPs Agency Timeline Dates* Sep 28th, 2015

Approaching Timeline Items:

OCT 15 - Jul - Sep 2015 Qtrly Prgm Performance Certs Due from Agency

OCT 15 - September 2015 Expenditure Report with Uploaded Support and Payment Request

JAN 05 - CIODM New User / Refresher Training (9:00 - 11:00 am)

JAN 06 - CIODM New User / Refresher Training (2:00 - 4:00 pm)

JAN 15 - Oct - Dec 2015 Qtrly Prgm Performance Certs Due from Agency

JAN 31 - Mid Year Spending Plan Due for Contracts Ending June 30, 2016

Expired Agency Deadlines:

SEP 15 - August 2015 Expenditure Report/Payment Request

JUL 15 - Apr - Jun 2015 Qtrly Prgm Performance Certs

JUN 01 - Annual Administrative and Fiscal Review (AFR)

APR 30 - Mid Year Spending Plan Due for Contracts Ending Sept. 30, 2015

Select Agency's Name in My Folders

Done

Internet | Protected Mode: Off

100%

INSTRUCTIONS for 2018 GTOPS Application Packet

Agency Intake Folder - Windows Internet Explorer

https://www.ckedn.com/odmexpress/4.3/doc_folder.php?ParentFormID=18&ParentDocID=22

File Edit View Favorites Tools Help

Agency Intake Folder

Navigation Menu

CTK Test Agency - do not remove Add to MyODM Agency Intake

Create New

Existing Program Application Forms

View Application Print Forms View / Hide All

Agency Name	DBA	Username
CTK Test Agency - do not remove	ALIAS / DBA for Agency	ctk
Program Application Checklist (5)		
Program Budget and Narrative (16)		
Program Cover Page (17)		
Program Funding Summary (1)		
Program Performance Measures (12)		
Program Staff Positions and Time (2)		
Program Subcontractors (1)		
Program Unit Cost Information (1)		
Program Work Statement (1)		
Program Work Statement for Deliverables (1)		

Back to Search

Funded Agencies

Program Application

Closeout Summaries

Administrative and Fiscal Review

Contract Document Uploads

Attach Documents

Select Program Application

Internet | Protected Mode: Off 100%

INSTRUCTIONS for 2018 GTOPS Application Packet

Agency Intake Folder - Windows Internet Explorer

https://www.ctodm.com/odmexpress/4.3/doc_folder.php?ParentFormID=18&ParentDocID=22

File Edit View Favorites Tools Help

Agency Intake Folder

Navigation Menu

CTK Test Agency - do not remove Add to MyODM Agency Intake

- Create New -

Existing Program Application Forms

View Application Print Forms View / Hide All

Agency Name	DBA	Username
CTK Test Agency - do not remove	ALIAS / DBA for Agency	ctk
Program Application Checklist (5)		
Program Budget and Narrative (16)		
Program Cover Page (17)		
Program Funding Summary (1)		
Program Performance Measures (12)		
Program Specifications and Time (2)		
Program Subgrants (1)		
Program Unit Information (1)		
Program Work Plan (1)		
Program Work Plan for Deliverables (1)		

Back to Search

Funded Agencies

Program Application

Closeout Summaries

Administrative and Fiscal Review

Contract Document Uploads

Attach Documents

Select Agency's Name

Internet | Protected Mode: Off 100%

INSTRUCTIONS for 2018 GTOPS Application Packet

Agency Intake - Windows Internet Explorer

https://www.ctsodm.com/austin/agency_intake.php?ActiveProgram=2&docid=22

File Edit View Favorites Tools Help

Agency Intake

Navigation Menu

Agency Intake Print Save Delete New Close

AFR Submission Status

Username (NOT for Use With Application Tool)

Share latest AFR info with United Way Capital Area? ☒ Yes ☐ No

Agency Information

*Agency Legal Name

ALIAS / DBA for Agency (enter only if different than legal name above and an "Assumed Name Certificate" is provided to HHSD)

Agency Street Address

Agency City

Agency State

Agency Zip

Agency Tax ID

Agency Website http://

Agency Main Phone


Note to Vendors:
If you are an existing vendor registered with the City of Austin, or do not know if you are, [Click Here to Search](#).
Every vendor registers with the City of Austin for the first time. [Click Here to Register Now](#).

1 Complete All Viewable Fields and Ensure Any Preloaded Information Is Up To Date and Accurate.

Done Internet | Protected Mode: Off 100%

Note: Information From This Form
Will Populate Into Your Next Form.

Please Ensure Everything is Correct
Before Creating Next Form



INSTRUCTIONS for 2018 GTOPS Application Packet

Agency Intake - Windows Internet Explorer

https://www.ctkodm.com/austin/agency_intake.php?docId=121&ActiveProgram=

File Edit View Favorites Tools Help

Microsoft Office 2010 Train... City of Austin - HR Advisor AIMS Project Site AMS Advantage eCOMBS eCAPRIS Connect-Training HHSWeb Inside Outside

Agency Intake Home Feeds (3) Read Mail Print Page Safety Tools

List any national level accreditations, including date issued and date of expiration.

Agency Board Information

*Number of Board Members

Frequency of Meetings -- Please Select --

Please briefly describe the board and volunteer committee structure including functions and activities.

Please briefly describe how the board participates in fundraising activities.

Does the board review program performance? ☐ Yes ☐ No

Does the board annually approve the budget? ☐ Yes ☐ No

If necessary, please include further explanation for any items in this section.

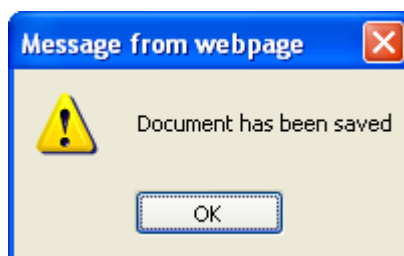
City of Austin Use Only

Created By: Apply Apply on: 04:17pm 10/2/2012

STOP Here. Scroll Up and Save.

Done

start Inbox - Mailbox ... My ODM Dash... Agency Intake ... 2013GTOPSAppl... Word Docs Desktop 4:24 PM



INSTRUCTIONS for 2018 GTOPS Application Packet

Agency Intake Folder - Windows Internet Explorer

https://www.ctkadm.com/odmexpress/4.3/doc_folder.php?ParentFormID=18&ParentDocID=22

File Edit View Favorites Tools Help

Agency Intake Folder

Navigation Menu

CTK Test Agency - do not remove Add to MyOOM Agency Intake

- Create New -

Existing Program Application Forms

View Application Print Forms View / Hide All

Agency Name	DBA	Username
CTK Test Agency - do not remove	ALIAS / DBA for Agency	ctk
Program Application Checklist (5)		
Program Application and Narrative (16)		
Program Application Page (17)		
Program Application Summary (1)		
Program Application Measures (12)		
Program Application Time (2)		
Program Application		
Program Application		
Program Application		
Program Application		
Program Application		

Back to Search

Funded Agencies

Program Application

Closeout Summaries

Administrative and Fiscal Review

Contract Document Uploads

Attach Documents

From "Create New" List, Select
"Program Application for GTOPS"

Internet | Protected Mode: Off 100%

Program Application for GTOPs		Print	Save	Delete
CTK Test Agency - do not remove Agency Legal Name: CTK Test Agency - do not remove				
GTOPs Program Application				
GTOPs Application Funding Year	2018	1 Please Rate the GTOPs Goal Priorities In Accordance With Your Application's Preference		
GTOPs				
Please rate the following GTOPs goal priorities in order of your				
<ul style="list-style-type: none">• Increase use of digital and communications technology devices• Increase knowledge and skills of digital and communications technology• Increase access to and usage of the Internet				
Increase use of digital and communications technology devices	<input type="checkbox"/>			
Increase knowledge and skills of digital and communications technology	<input type="checkbox"/>			
Increase access to and usage of the Internet	<input type="checkbox"/>			
IMAGINE AUSTIN				

INSTRUCTIONS for 2018 GTOPS Application Packet

Program Application for GTOPs - Windows Internet Explorer

https://www.ctkadm.com/austin/program_application_for_gtops.php?parentDocId=228&ActiveProgram=1

File Edit View Favorites Tools Help

Program Application for GTOPs

1 Some fields on “**Program Application for GTOPs**” form will auto-populate with current information from “Agency Intake” form.

APPLICANT INFO

Applicant Organization CTK Test Agency - do not remove

Organization's Federal TAX ID Number 74-1111111

Organization Type Non Profit 501c3

Contact Person Allan

Physical Mailing Address

Mailing Address Mailing Address

Mailing City Austin

Mailing State TX

Mailing Zip Code 78701

Telephone Number 111-111-1111

FAX 232-232-3232

E-Mail Address allan.mccracken@austintexas.gov

Organization or Program Website Address Agency Website

Program Name

Fiscal Agent (if different from applicant organization) N/A

Briefly describe

INSTRUCTIONS for 2018 GTOPS Application Packet

Program Application for GTOPs - Windows Internet Explorer

https://www.ctkodm.com/austin/program_application_for_gtops.php?parentDocId=121&ActiveProgram=1

File Edit View Favorites Tools Help

Program Application for GTOPs

program differs from services already available
measurable outcomes that you expect to achieve
your clients and where possible include demo

1 Complete All Descriptive Narrative Fields

Attach Program Narrative Support Here

Click to upload - Attach Program Narrative Support Here Delete

Describe how your program supports the mission and goals of GTOPs.

Attach Mission Narrative Support Here

Click to upload - Attach Mission Narrative Support Here

Please describe how your program will have an ongoing and/or lasting impact

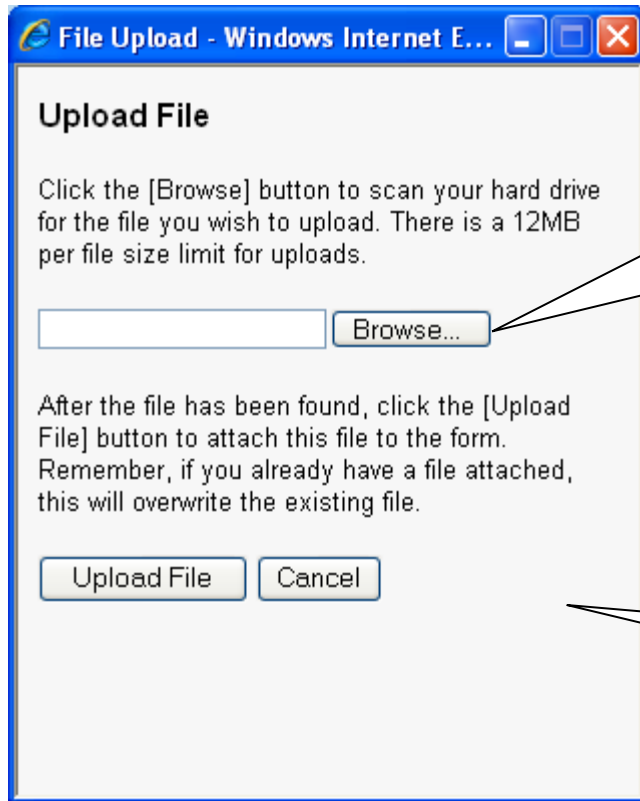
Attach Community Impact Narrative Support Here

Click to upload - Attach Community Impact Narrative Support Here Delete

Please describe and demonstrate participation by community members in your program (explain how you contacted them, how many became involved, and what sectors of your community they represent). Provide specific examples of how they participated in selecting and planning your program and how

2 Upload Supporting Documentation for Each Descriptive Narrative Field
(12MB Maximum on Each Upload Field)

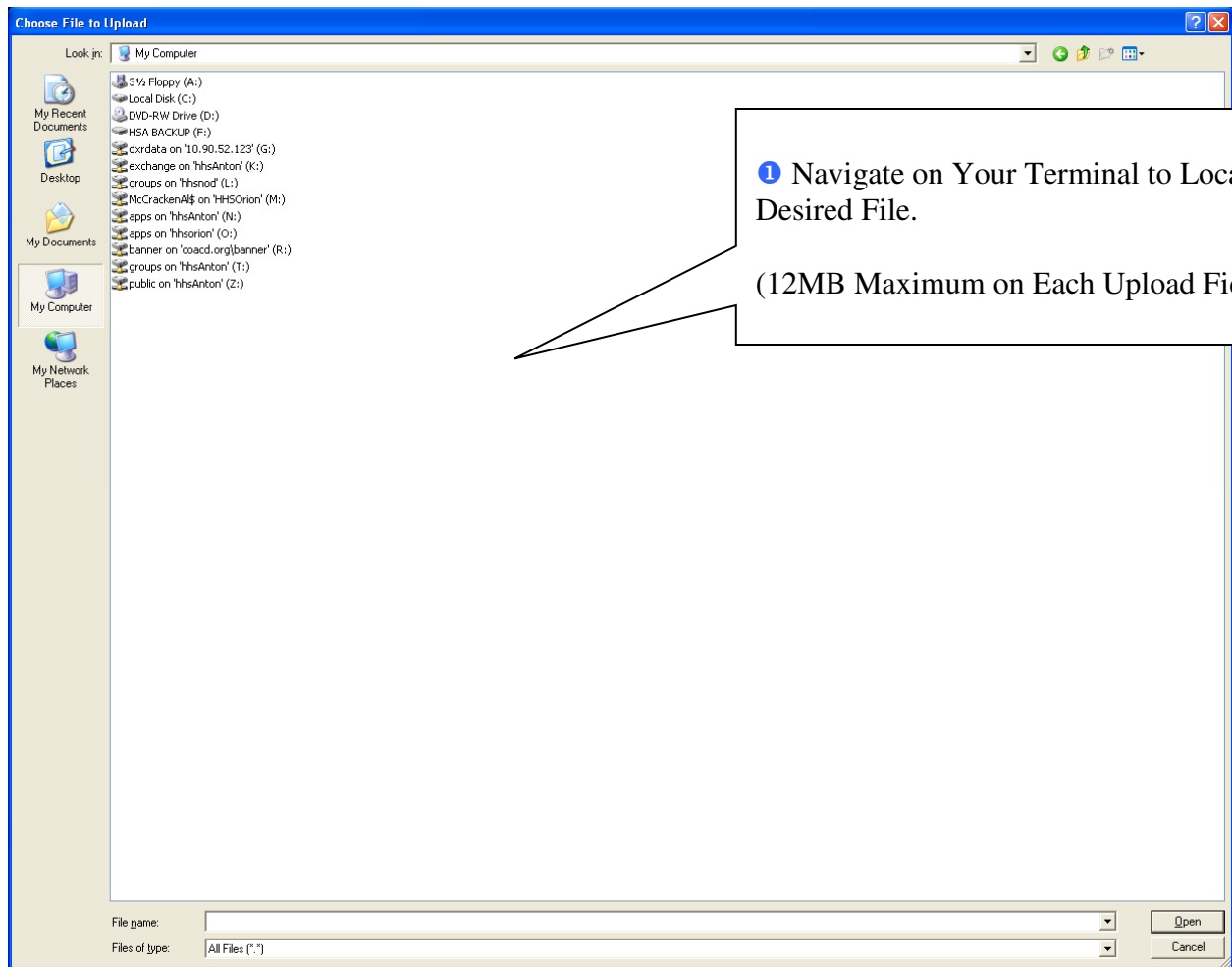
Done Internet 100%



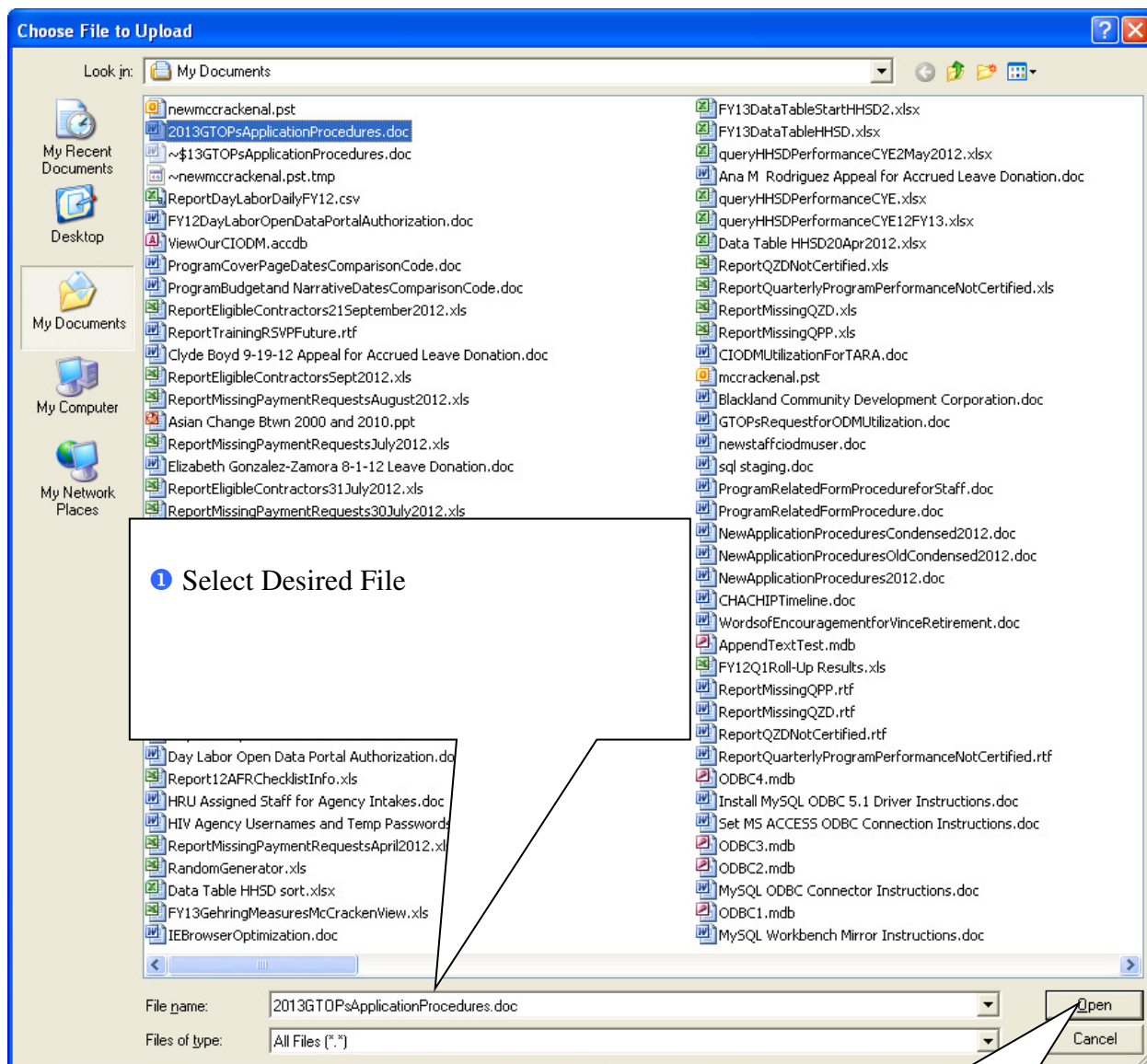
① Browse for file on remote computer.
(12MB Maximum on Each Upload Field)

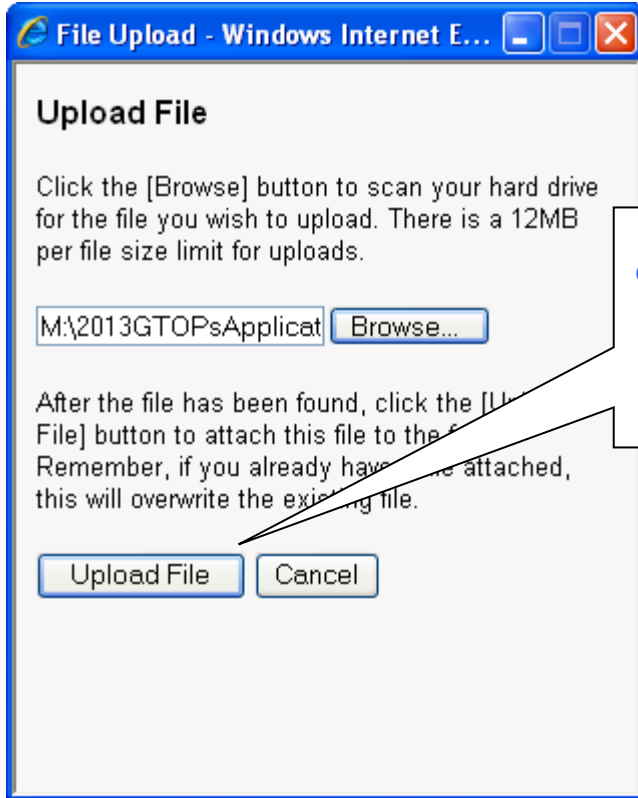
② If Unable To See Upload File Pop-Up,
Hover Over Internet Icon on Start Task Bar
to See If It Is Hidden Behind Web Page





INSTRUCTIONS for 2018 GTOPS Application Packet





1 Select Upload File

INSTRUCTIONS for 2018 GTOPS Application Packet

1 File Attachment Hyperlink Added

Please describe your program and how it differs from similar programs. Please include measurable outcomes that you expect to achieve if the program is successful. Please also identify your clients and where the program is located.

Please describe how your program supports the mission and goals of GTOPS.

Attach Program Narrative Support Here

[2013GTOPSApplicationProcedures.doc](#)

Click to upload - Attach Program Narrative Support Here Delete

Attach Mission Narrative Support Here

Click to upload - Attach Mission Narrative Support Here

Please describe how your program will have an ongoing and measurable impact on the community need it addresses. If relevant, describe how this program differs from similar programs available in the community. Where possible, indicate the specific geographic area that the program is intended to serve. Please include demographic and geographic information.

2 Note: System Will Rename File Hyperlink After Saving the Form to a System Generated Name. This Link Will Not Look The Same Should You Return and Edit The Form Before Certifying.

INSTRUCTIONS for 2018 GTOPS Application Packet

Program Application for GTOPs - Windows Internet Explorer

https://www.ctkodm.com/austin/program_application_for_gtops.php?parentDocId=121&ActiveProgram=1

File Edit View Favorites Tools Help

Microsoft Office 2010 Traini... City of Austin - HR Advisor AIMS Project Site AMS Advantage eCOMBS

Program Application for GTOPs Home Print Page Safety Tools

program differs from services already available in the community. Where measurable outcomes that you expect to achieve if the program is successful. Use also identify your clients and where possible include demographic and geographic information.

Attach Program Narrative Support Here Click to upload - Attach Program Narrative Support Here Delete

Describe how your program supports the mission and goals of GTOPs.

Attach Mission Narrative Support Here Click to upload - Attach Mission Narrative Support Here Delete

Please describe how your program will have an ongoing and/or lasting impact

Attach Community Impact Narrative Support Here Click to upload - Attach Community Impact Narrative Support Here Delete

Please describe and demonstrate participation by community members in your program (explain how you contacted them, how many became involved, and what sectors of your community they represent). Provide specific examples of how they participated in selecting and planning your program and how

Done Internet 100%

1 Complete All Descriptive Narrative Fields

2 Repeat Uploading of Supporting Documentation for Each Descriptive Narrative Field Until Complete.

INSTRUCTIONS for 2018 GTOPS Application Packet

Program Application for GTOPs - Windows Internet Explorer

https://www.ctkodm.com/austin/program_application_for_gtops.php?parentDocId=121&ActiveProgram=1

File Edit View Favorites Tools Help

Program Application for GTOPs

1 When You Are ABSOLUTELY Certain You Are Ready to Certify an Accurate Completion of Your GTOPs Application, Enter Full Name, Title, and Certification Date.

Organizational Description Narrative Support Here

RE: Attachments (printed brochures, videotapes, fliers, photographs or other material will be discarded.)

The signatory declares that he is the elected or appointed Chair, President, Executive Director or CEO of the applicant organization, assures that a majority of members of the organization's governing board have agreed to take this program, and assures that any funds received as a result of the application will be used for purposes set forth herein.

Agency Certification of GTOPs Application

Full Name of Signatory

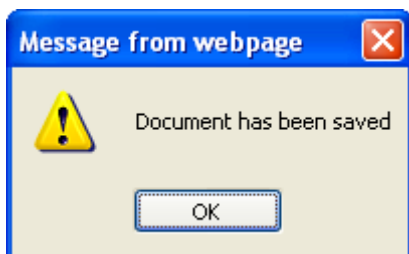
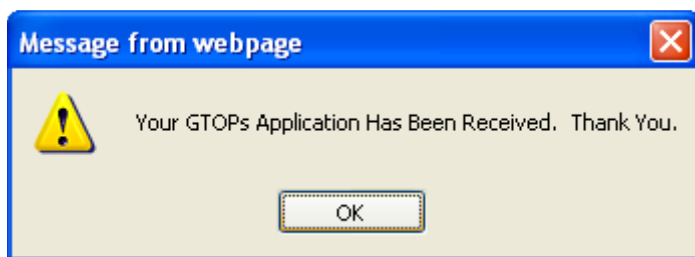
Signatory Title

Date of Certification

2 Scroll Up and Save.

(End of Application)

[Please Scroll Up and Save Form]



INSTRUCTIONS for 2018 GTOPS Application Packet

Agency Intake Folder - Windows Internet Explorer

https://www.ctodm.com/odmexpress/4.3/doc_folder.php?ParentFormID=18&ParentDocID=22&ActiveProgram=1

File Edit View Favorites Tools Help

Agency Intake Folder

Navigation Menu

CTK Test Agency - do not remove Add to MyODM Agency Intake

Create New

Existing Program Application Forms

View Application Print Forms View / Hide All

Agency Name	DBA	Username
CTK Test Agency - do not remove	ALIAS / DBA for Agency	ctk
Program A		
Program B		
Program C		
Program D		
Program E		
Program F		
Program G		
Program H		
Program I		
Program J		
Program K		
Program L		
Program M		
Program N		
Program O		
Program P		
Program Q		
Program R		
Program S		
Program T		
Program U		
Program V		
Program W		
Program X		
Program Y		
Program Z		
Program AA		
Program AB		
Program AC		
Program AD		
Program AE		
Program AF		
Program AG		
Program AH		
Program AI		
Program AJ		
Program AK		
Program AL		
Program AM		
Program AN		
Program AO		
Program AP		
Program AQ		
Program AR		
Program AS		
Program AT		
Program AU		
Program AV		
Program AW		
Program AX		
Program AY		
Program AZ		
Program BA		
Program BB		
Program BC		
Program BD		
Program BE		
Program BF		
Program BG		
Program BH		
Program BI		
Program BJ		
Program BK		
Program BL		
Program BM		
Program BN		
Program BO		
Program BP		
Program BQ		
Program BR		
Program BS		
Program BT		
Program BU		
Program BV		
Program BW		
Program BX		
Program BY		
Program BZ		
Program CA		
Program CB		
Program CC		
Program CD		
Program CE		
Program CF		
Program CG		
Program CH		
Program CI		
Program CJ		
Program CK		
Program CL		
Program CM		
Program CN		
Program CO		
Program CP		
Program CQ		
Program CR		
Program CS		
Program CT		
Program CU		
Program CV		
Program CW		
Program CX		
Program CY		
Program CZ		
Program DA		
Program DB		
Program DC		
Program DD		
Program DE		
Program DF		
Program DG		
Program DH		
Program DI		
Program DJ		
Program DK		
Program DL		
Program DM		
Program DN		
Program DO		
Program DP		
Program DQ		
Program DR		
Program DS		
Program DT		
Program DU		
Program DV		
Program DW		
Program DX		
Program DY		
Program DZ		
Program EA		
Program EB		
Program EC		
Program ED		
Program EE		
Program EF		
Program EG		
Program EH		
Program EI		
Program EJ		
Program EK		
Program EL		
Program EM		
Program EN		
Program EO		
Program EP		
Program EQ		
Program ER		
Program ES		
Program ET		
Program EU		
Program EV		
Program EW		
Program EX		
Program EY		
Program EZ		
Program FA		
Program FB		
Program FC		
Program FD		
Program FE		
Program FF		
Program FG		
Program FH		
Program FI		
Program FJ		
Program FK		
Program FL		
Program FM		
Program FN		
Program FO		
Program FP		
Program FQ		
Program FR		
Program FS		
Program FT		
Program FU		
Program FV		
Program FW		
Program FX		
Program FY		
Program FZ		
Program GA		
Program GB		
Program GC		
Program GD		
Program GE		
Program GF		
Program GG		
Program GH		
Program GI		
Program GJ		
Program GK		
Program GL		
Program GM		
Program GN		
Program GO		
Program GP		
Program GQ		
Program GR		
Program GS		
Program GT		
Program GU		
Program GV		
Program GW		
Program GX		
Program GY		
Program GZ		
Program HA		
Program HB		
Program HC		
Program HD		
Program HE		
Program HF		
Program HG		
Program HH		
Program HI		
Program HJ		
Program HK		
Program HL		
Program HM		
Program HN		
Program HO		
Program HP		
Program HQ		
Program HR		
Program HS		
Program HT		
Program HU		
Program HV		
Program HW		
Program HX		
Program HY		
Program HZ		
Program IA		
Program IB		
Program IC		
Program ID		
Program IE		
Program IF		
Program IG		
Program IH		
Program II		
Program IJ		
Program IK		
Program IL		
Program IM		
Program IN		
Program IO		
Program IP		
Program IQ		
Program IR		
Program IS		
Program IT		
Program IU		
Program IV		
Program IW		
Program IX		
Program IY		
Program IZ		
Program JA		
Program JB		
Program JC		
Program JD		
Program JE		
Program JF		
Program JG		
Program JH		
Program JI		
Program JJ		
Program JK		
Program JL		
Program JM		
Program JN		
Program JO		
Program JP		
Program JQ		
Program JR		
Program JS		
Program JT		
Program JU		
Program JV		
Program JW		
Program JX		
Program JY		
Program JZ		
Program KA		
Program KB		
Program KC		
Program KD		
Program KE		
Program KF		
Program KG		
Program KH		
Program KI		
Program KJ		
Program KK		
Program KL		
Program KM		
Program KN		
Program KO		
Program KP		
Program KQ		
Program KR		
Program KS		
Program KT		
Program KU		
Program KV		
Program KW		
Program KX		
Program KY		
Program KZ		
Program LA		
Program LB		
Program LC		
Program LD		
Program LE		
Program LF		
Program LG		
Program LH		
Program LI		
Program LJ		
Program LK		
Program LL		
Program LM		
Program LN		
Program LO		
Program LP		
Program LQ		
Program LR		
Program LS		
Program LT		
Program LU		
Program LV		
Program LW		
Program LX		
Program LY		
Program LZ		
Program MA		
Program MB		
Program MC		
Program MD		
Program ME		
Program MF		
Program MG		
Program MH		
Program MI		
Program MJ		
Program MK		
Program ML		
Program MM		
Program MN		
Program MO		
Program MP		
Program MQ		
Program MR		
Program MS		
Program MT		
Program MU		
Program MV		
Program MW		
Program MX		
Program MY		
Program MZ		
Program NA		
Program NB		
Program NC		
Program ND		
Program NE		
Program NF		
Program NG		
Program NH		
Program NI		
Program NJ		
Program NK		
Program NL		
Program NM		
Program NN		
Program NO		
Program NP		
Program NQ		
Program NR		
Program NS		
Program NT		
Program NU		
Program NV		
Program NW		
Program NX		
Program NY		
Program NZ		
Program OA		
Program OB		
Program OC		
Program OD		
Program OE		
Program OF		
Program OG		
Program OH		
Program OI		
Program OJ		
Program OK		
Program OL		
Program OM		
Program ON		
Program OO		
Program OP		
Program OQ		
Program OR		
Program OS		
Program OT		
Program OU		
Program OV		
Program OW		
Program OX		
Program OY		
Program OZ		
Program PA		
Program PB		
Program PC		
Program PD		
Program PE		
Program PF		
Program PG		
Program PH		
Program PI		
Program PJ		
Program PK		
Program PL		
Program PM		
Program PN		
Program PO		
Program PP		
Program PQ		
Program PR		
Program PS		
Program PT		
Program PU		
Program PV		
Program PW		
Program PX		
Program PY		
Program PZ		
Program QA		
Program QB		
Program QC		
Program QD		
Program QE		
Program QF		
Program QG		
Program QH		
Program QI		
Program QJ		
Program QK		
Program QL		
Program QM		
Program QN		
Program QO		
Program QP		
Program QQ		
Program QR		
Program QS		
Program QT		
Program QU		
Program QV		
Program QW		
Program QX		
Program QY		
Program QZ		
Program RA		
Program RB		
Program RC		
Program RD		
Program RE		
Program RF		
Program RG		
Program RH		
Program RI		
Program RJ		
Program RK		
Program RL		
Program RM		
Program RN		
Program RO		
Program RP		
Program RQ		
Program RR		
Program RS		
Program RT		
Program RU		
Program RV		
Program RW		
Program RX		
Program RY		
Program RZ		
Program SA		
Program SB		
Program SC		
Program SD		
Program SE		
Program SF		
Program SG		
Program SH		
Program SI		
Program SJ		
Program SK		
Program SL		
Program SM		
Program SN		
Program SO		
Program SP		
Program SQ		
Program SR		
Program SS		
Program ST		
Program SU		
Program SV		
Program SW		
Program SX		
Program SY		
Program SZ		
Program TA		
Program TB		
Program TC		
Program TD		
Program TE		
Program TF		
Program TG		
Program TH		
Program TI		
Program TJ		
Program TK		
Program TL		
Program TM		
Program TN		
Program TO		
Program TP		
Program TQ		
Program TR		
Program TS		
Program TT		
Program TU		
Program TV		
Program TW		
Program TX		
Program TY		
Program TZ		
Program UA		
Program UB		
Program UC		
Program UD		
Program UE		
Program UF		
Program UG		
Program UH		
Program UI		
Program UJ		
Program UK		
Program UL		
Program UM		
Program UN		
Program UO		
Program UP		
Program UQ		
Program UR		
Program US		
Program UT		
Program UU		
Program UV		
Program UW		
Program UX		
Program UY		
Program UZ		
Program VA		
Program VB		
Program VC		
Program VD		
Program VE		
Program VF		
Program VG		
Program VH		
Program VI		
Program VJ		
Program VK		
Program VL		
Program VM		
Program VN		
Program VO		
Program VP		
Program VQ		
Program VR		
Program VS		
Program VT		
Program VU		
Program VV		
Program VW		
Program VX		
Program VY		
Program VZ		
Program WA		
Program WB		
Program WC		
Program WD		
Program WE		
Program WF		
Program WG		
Program WH		
Program WI		
Program WJ		
Program WK		
Program WL		
Program WM		
Program WN		
Program WO		
Program WP		
Program WQ		
Program WR		
Program WS		
Program WT		
Program WU		
Program WV		
Program WW		
Program WX	</	

INSTRUCTIONS for 2018 GTOPS Application Packet

Agency Intake Folder - Windows Internet Explorer

https://www.ckadm.com/odmexpress/4.3/doc_folder.php?ParentFormID=18&ParentDocID=22&ActiveProgram=1

File Edit View Favorites Tools Help

Agency Intake Folder

Navigation Menu

CTK Test Agency do not remove Add to MyODM Agency Intake

Create New

Program Application Forms

View Print Forms View / Hide All

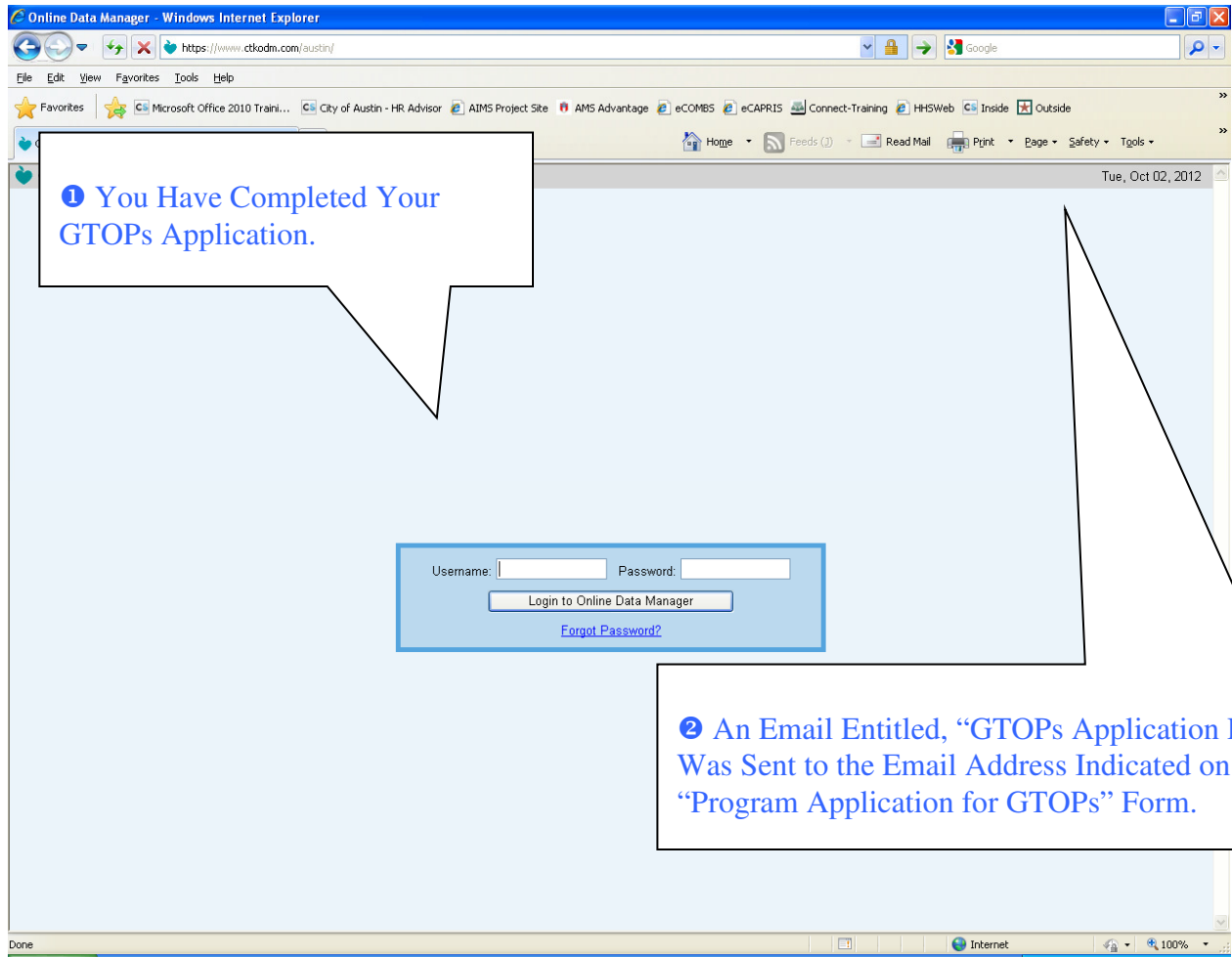
Agency	DBA	Username
CTK Test Agency	ALIAS / DBA for Agency	ctk

Back to Search
Funded Agencies
Program Application
Closeout Summaries
Administrative and Fiscal Review
Contract Document Uploads
Attach Documents

1 Select "Logout" from "Navigation Menu"

Done Internet | Protected Mode: Off 100%

INSTRUCTIONS for 2018 GTOPS Application Packet



Thank You For Applying to GTOPs.

Your Effort Is Appreciated and Good Luck!



Need a Helping Hand? No problem.

- Things didn't work out quite as planned?
- What you viewed on your screen did not work as described in this guidance?

Contact CityHS@austintexas.gov or call (512) 972-5075 or (512) 972-5018 for assistance.