
An Analysis of Austin, Texas Homicide: Offenses, Victims, and Suspects in 2012

Prepared by the Austin Police Department
Crime Analysis Unit
June 28, 2013

Table of Contents

TABLE OF CONTENTS	2
INTRODUCTION	3
UCR CRIMINAL HOMICIDE DEFINITIONS.....	3
ABOUT THE DATA	3
EXECUTIVE SUMMARY.....	4
STATISTICAL REPRESENTATION.....	5
HOMICIDE DATA	5
HOMICIDE TOTALS BY YEAR	5
HOMICIDE TOTALS BY MONTH.....	6
HOMICIDES BY DAY OF THE WEEK.....	6
HOMICIDES BY TIME OF THE DAY	7
HOMICIDES BY LOCATION – POINT MAP.....	8
HOMICIDES BY AREA COMMAND	9
HOMICIDES BY TYPE OF PREMISE	9
TYPES OF WEAPONS USED	10
HOMICIDE MOTIVES	10
VICTIMS & SUSPECTS	11
HOMICIDES BY AGE	11
HOMICIDES BY GENDER	12
HOMICIDES BY RACE/ETHNICITY	12
MISCELLANEOUS VICTIM AND SUSPECT INFORMATION	13
FAMILY VIOLENCE, CONTRIBUTING FACTORS, OFFENSE CLASSIFICATION.....	14
HOMICIDE CLEARANCE RATE.....	14
OTHER VIEWS OF THE DATA	15

Introduction

The following data reflects all non-negligent homicide cases reported to Austin Police Department for 2012. Negligent homicides were not included. This report is meant as a descriptive summary of the homicide specifics and characteristics within Austin city limits. Data sources include U.S. Department of Justice's *Crime in the United States 2011*, Texas Department of Public Safety's *2011 Crime in Texas Report*, City of Austin demographer, Versadex (APD's record management system), APD Homicide Unit's log, and case jacket information directly maintained by detectives assigned to each case.

Since the release of the 2012 versions of the U.S. Department of Justice's *Crime in the United States* and the Texas Department of Public Safety's *Crime in Texas* are typically not released until September, comparison to 2011 data was used for this report. These numbers are provided as a way to put Austin's murder numbers into a broad context. The Department of Justice discourages ranking agencies on the sole basis of UCR data, so further comparison between jurisdictions should include in-depth analysis of the many variables that affect crime.

UCR Criminal Homicide Definitions

According to the *Uniform Crime Reporting Handbook*, two categories of murder are included for UCR purposes. The first, Criminal Homicide – Murder and Non-negligent Manslaughter, is defined as the willful (non-negligent) killing of one human being by another. Included in this category is any death resulting from a fight, argument, quarrel, assault or commission of a crime. The second category, Criminal Homicide – Manslaughter by Negligence, is defined as the killing of another person through gross negligence. Not included as criminal homicide are deaths resulting from suicides, fetal deaths, traffic fatalities, or justifiable homicides. Justifiable homicides include the killing of a felon by a peace officer in the line of duty and the killing of a felon, during the commission of a felony, by a private citizen. Attempts at murder and assault with intent to kill are recorded under Aggravated Assaults.

Police investigations are the sole basis for the offense classification. Any determinations made by courts, medical examiners, juries, or other judicial bodies are excluded for UCR purposes.

About the Data

AUSTIN POLICE DEPARTMENT DATA DISCLAIMER

Understanding the following conditions about crime information tallied from the Versadex mainframe database will allow you to get the most value out of the data provided:

- Due to methodological differences in data collection, different data sources or reports may produce different statistics.
- The data is continuously being updated. The data provided represents a particular point in time and does not reflect the dynamic nature of the Versadex mainframe database.
- The data here may not reflect official Texas DPS, FBI UCR or NIBRS numbers.
- If the information provided here is used outside the department, then the following disclaimer applies-
"The Austin Police Department cannot assume any liability for any decision made or action taken or not taken by the recipient in reliance upon any information or data provided."

Executive Summary

The following summation may be made from the 2012 homicide data as of June 19, 2013.

- There were 33 homicides in Austin in 2012 for a rate of 4.1 murders per 100,000 population.
- The most active months for murder were April and November with five murders each.
- Six (18%) of 2012's homicides occurred in Edward sector and six (18%) in Henry sector.
- Twelve (36%) of the homicides occurred in a single-family residence or apartment.
- A gun was used in 13 cases (39%).
- Seven (21%) of the murders were motivated by issues stemming from an argument or were revenge for an earlier issue.
- Family violence was considered the motive in seven (21%) of the cases.
- A robbery motive accounted for five (15%) of the murders.
- Five homicides were likely committed in defense of self or others.
- A total of 33 victims and 36 suspects were documented for the 2012 murders.
- Seventeen victims (52%) were between the ages of 20 and 39.
- Twenty-one suspects (58%) were between the ages of 20 and 39.
- Twelve (36%) of the homicide victims in 2012 were Hispanic, 11 (33%) were White, nine (27%) were African American, and one (3%) was Indian.
- Thirteen (36%) of the homicide suspects were Hispanic, 11 (31%) were White, nine (25%) were African American, one (3%) was Asian, and one (3%) was Indian.
- At least one suspect was an acquaintance in ten murders (30%). The suspect was a family member or significant other in eight cases (24%).
- Twelve murders were considered stranger-on-stranger murders (36%).
 - These murders include cases in which the victim was chosen at random as well as cases in which the victim and suspect were brought together by a location (such as a nightclub) or an activity (such as buying drugs.)
 - As of June 19, 2013, ten of the 12 stranger-on-stranger murders have been cleared. In one of the two remaining cases, a warrant has been issued for the suspect but he has not been arrested yet. The remaining homicide was likely committed in defense of self or others.
 - None are believed to be related or committed by the same suspect(s).
- Two of the homicides were murder/suicides.
- One of the homicides involved four suspects.
- As of June 19, 2013, 29 of the 33 2012 murders have been cleared, for an 88% clearance rate. Of the four cases that are considered "not cleared," only two of the cases are truly not solved.

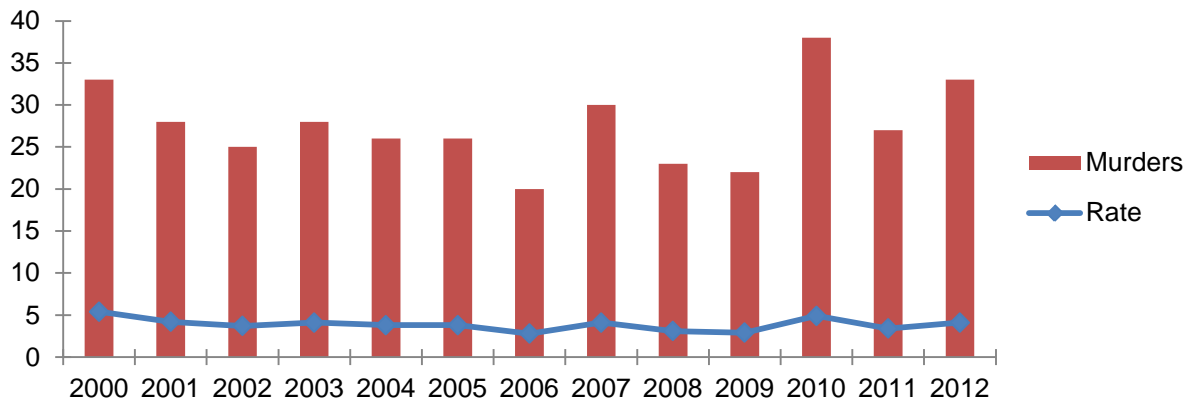
Statistical Representation

Homicide Data

- The analysis contained in this report was based on 2012 homicide data as of June 19, 2013. Only intentional homicides (non-negligent homicides) were included in the analysis.

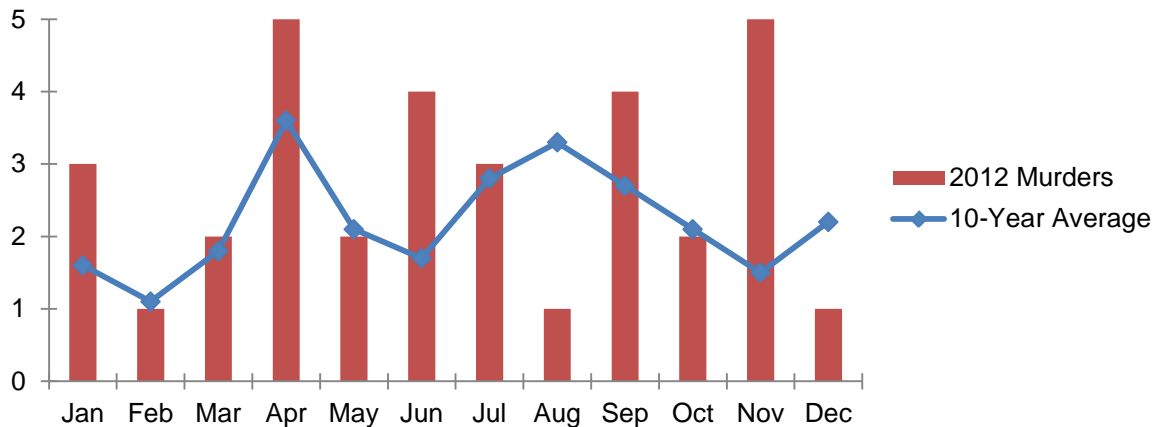
Homicide Totals by Year

- There were 33 homicides documented in Austin, Texas in 2012. This calculates to a rate of 4.1 murders per 100,000 population.
- In 2011, there were 27 homicides in Austin, 3.4 murders per 100,000 population.
- According to the U.S. Department of Justice's *Crime in the United States 2011* report:
 - The homicide rate for cities with populations between 500,000 and 999,999 was 10.7 per 100,000 population.
 - The rate for the South Region was 5.5 per 100,000 population.
 - The rate for all of the United States was 4.7 per 100,000 population.
- According to the Texas Department of Public Safety's *2011 Crime in Texas Report*, the homicide rate for all of Texas was 4.2 per 100,000 population.



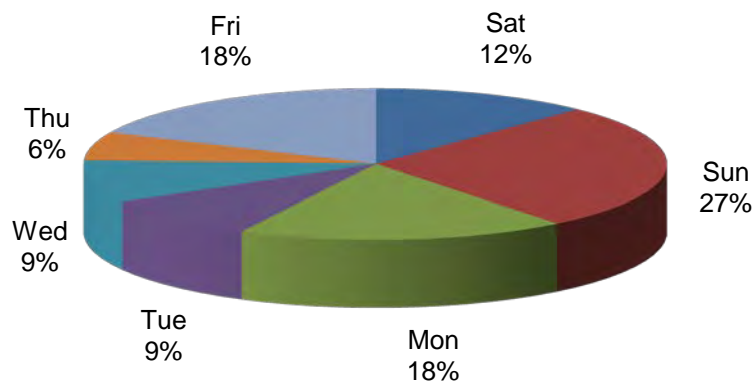
Homicide Totals by Month

- Several cases involved situations in which the victim was found days or months after being killed. Since it is difficult to determine the exact date and time of death, the date and time of discovery was used for month/day/time analysis.
- The most active months for murder were April and November with five murders each.
- The least active months were February, August and December with one murder each.



Homicides by Day of the Week

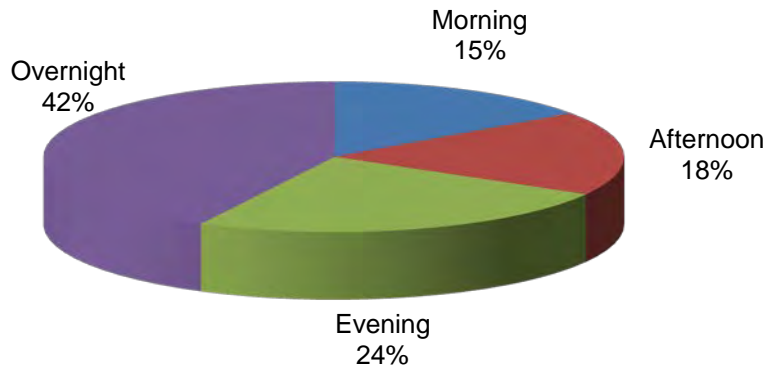
- Nine (27%) of the homicides occurred or were discovered on a Sunday.
- Two (6%) of the homicides occurred or were discovered on a Thursday.



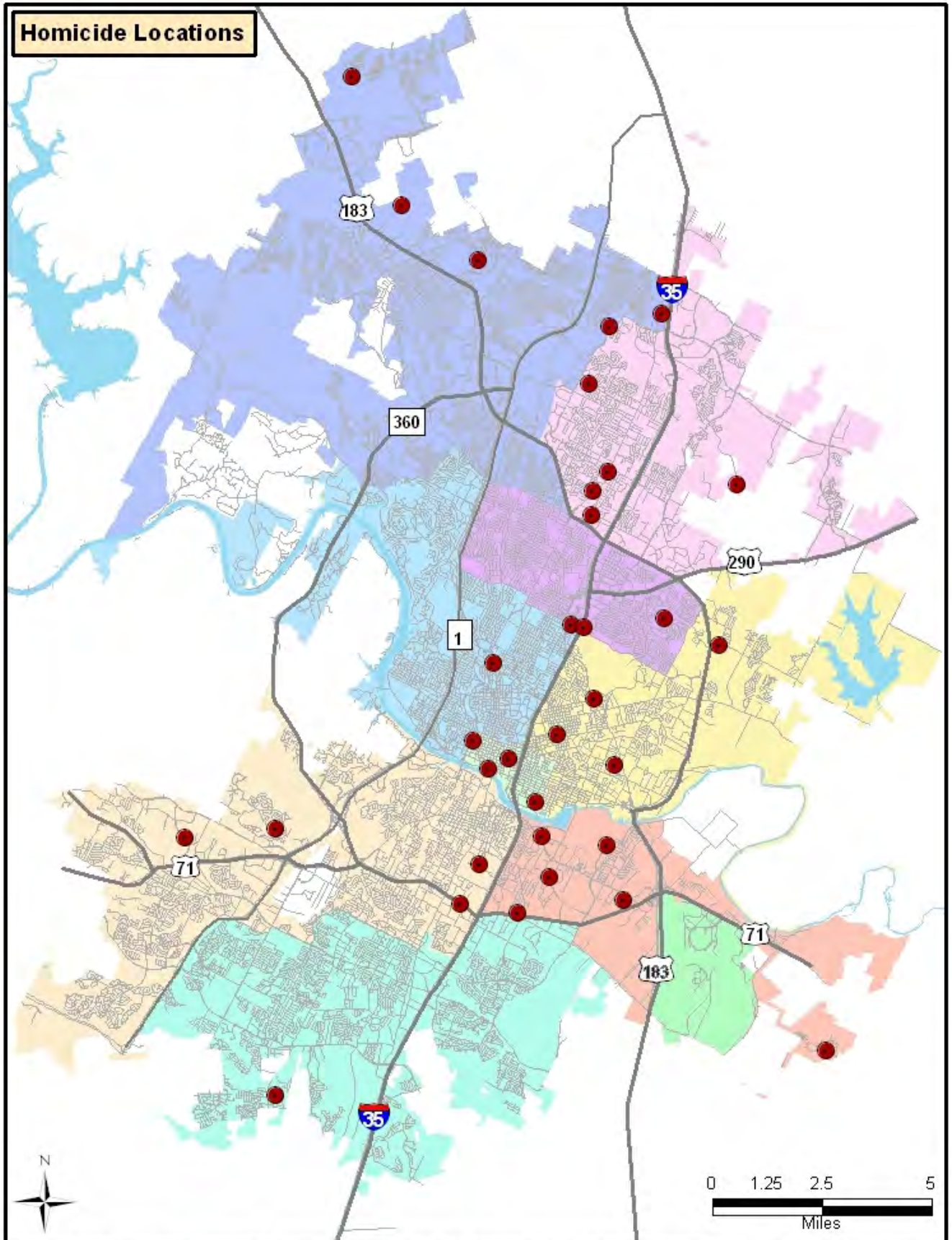
Homicides by Time of the Day

- Fourteen (42%) of the homicides occurred or were discovered during overnight hours.
- Eight (24%) of the homicides occurred or were discovered during evening hours.

Time is broken into four intervals: Morning is 6:00 a.m. to 11:59 a.m.
Afternoon is 12 noon to 5:59 p.m.
Evening is 6:00 p.m. to 11:59 p.m.
Overnight is 12 midnight to 5:59 a.m.



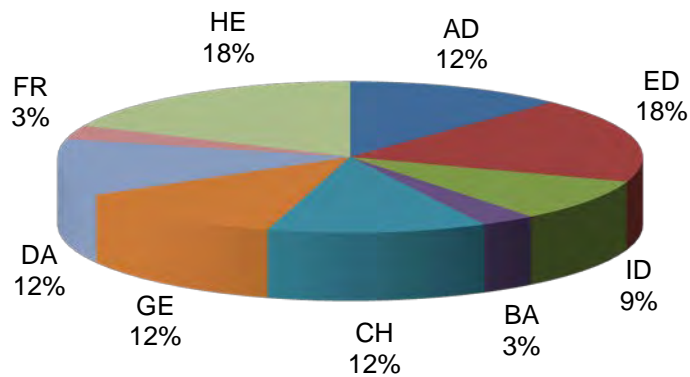
Homicides by Location – Point Map



This map has been produced by the Austin Police Department's Crime Analysis Unit for the sole purpose of geographic reference. No warranty is made for its accuracy or completeness.

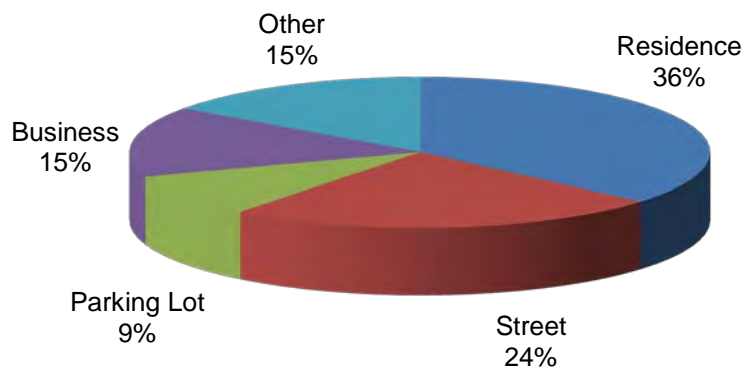
Homicides by Area Command

- Six (18%) of 2012's homicides occurred in Edward sector and six (18%) in Henry sector.
- One murder occurred in Baker sector and one in Frank sector.



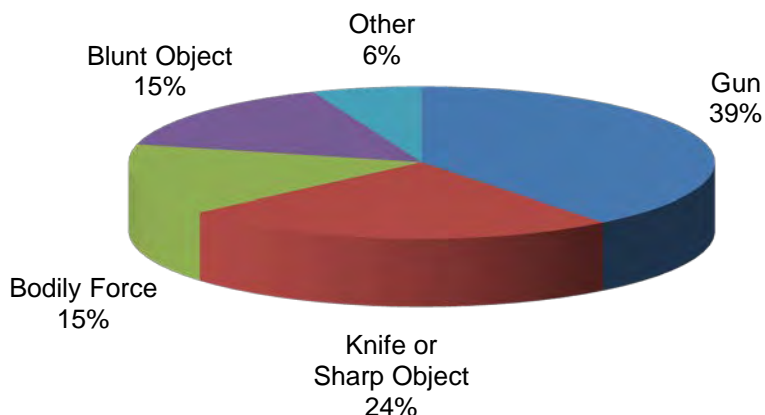
Homicides by Type of Premise

- Twelve (36%) of the homicides occurred in a single-family residence or apartment. Of those, ten occurred inside the residence or apartment.
- Eight homicides (24%) occurred on or along a street.
- "Other" includes dumpster, field, and park.



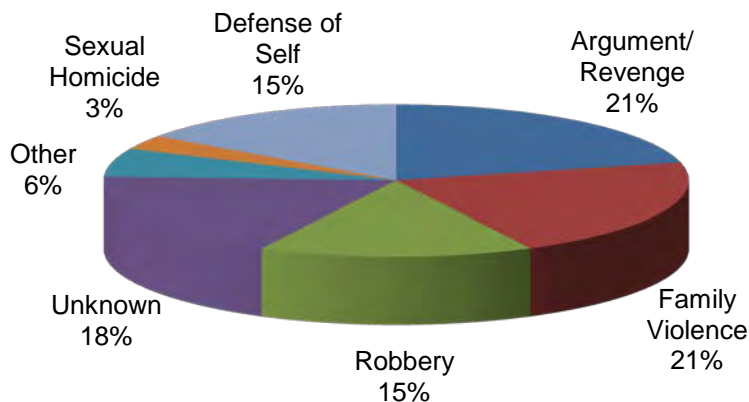
Types of Weapons Used

- A gun was used in 13 of the 33 murders, accounting for 39% of the weapon types used in the 2012 murders.
 - Eight of the guns were semi-automatic handguns, and five were revolvers.
- A knife or a sharp object was used in eight cases (24%).
- “Other” includes fire and vehicle.



Homicide Motives

- Seven (21%) of the murders were motivated by issues stemming from an argument or were revenge for an earlier issue.
- Family violence was considered the motive in seven (21%) of the cases.
 - The murders were motivated by issues stemming from a close family, intimate partner, or ex-partner relationship.
 - Six of the cases involved intimate partners.
- A robbery motive accounted for five (15%) of the murders.
- Five homicides (15%) were likely committed in defense of self or others.

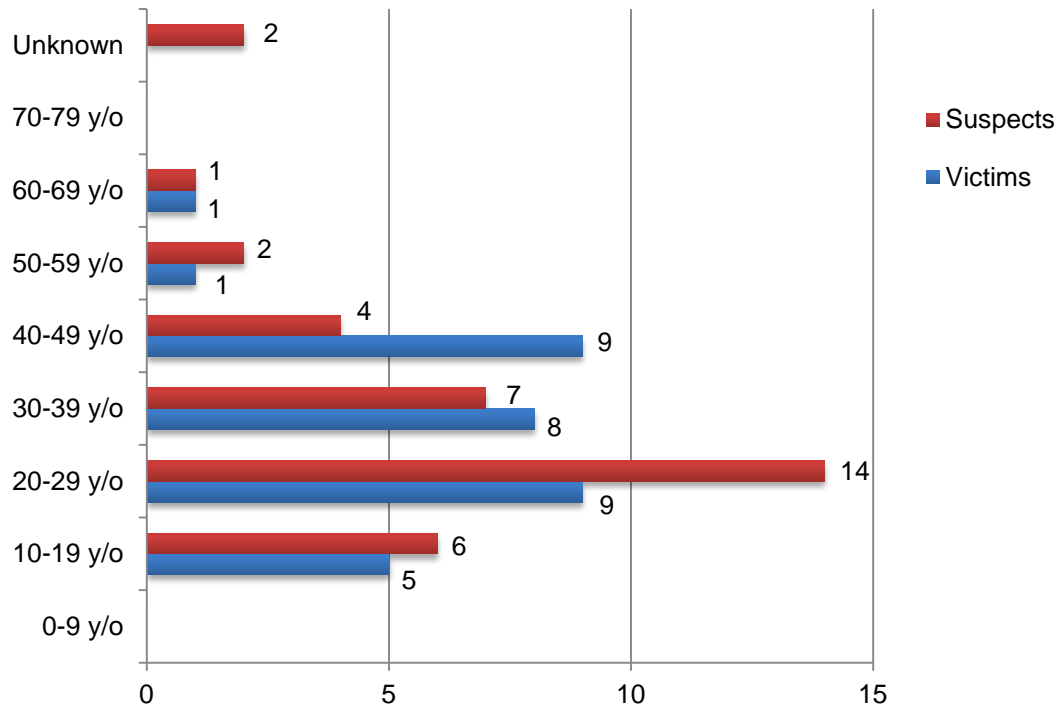


Victims & Suspects

- A total of 33 victims and 36 suspects were documented for the 2012 murders.

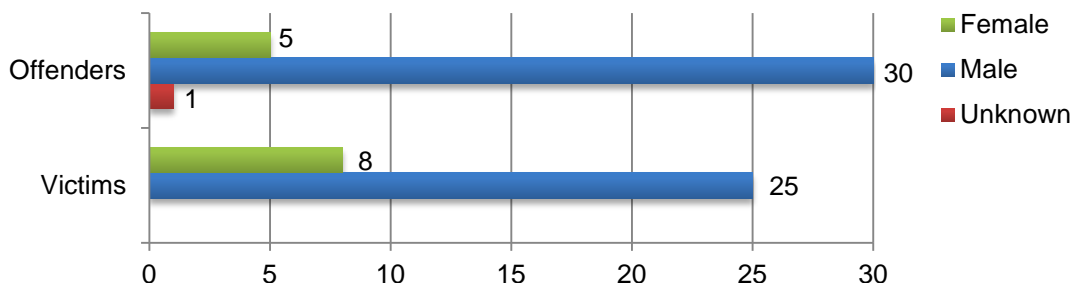
Homicides by Age

- The youngest victim was 16 years old and the oldest was 63 years old, with 17 of the victims (52%) falling between the ages of 20 and 39.
 - One of the victims was a juvenile, less than 17 years old.
- In the cases in which the suspect's age was known, the youngest suspect was 14 years old and the oldest was 68 years old, with 21 of the suspects (58%) falling between the ages of 20 and 39.
 - Two of the suspects were juveniles, less than 17 years old.
- One case involved an assault in 1976 in which the victim was four months old at the time. The victim did not die until 2012 at the age of 36. The victim's age at the time of her death was used for analysis. The suspect was 68 at the time of the assault and died in 1982. Since she was dead at the time of the victim's death, her age at the time of the assault was used for analysis.



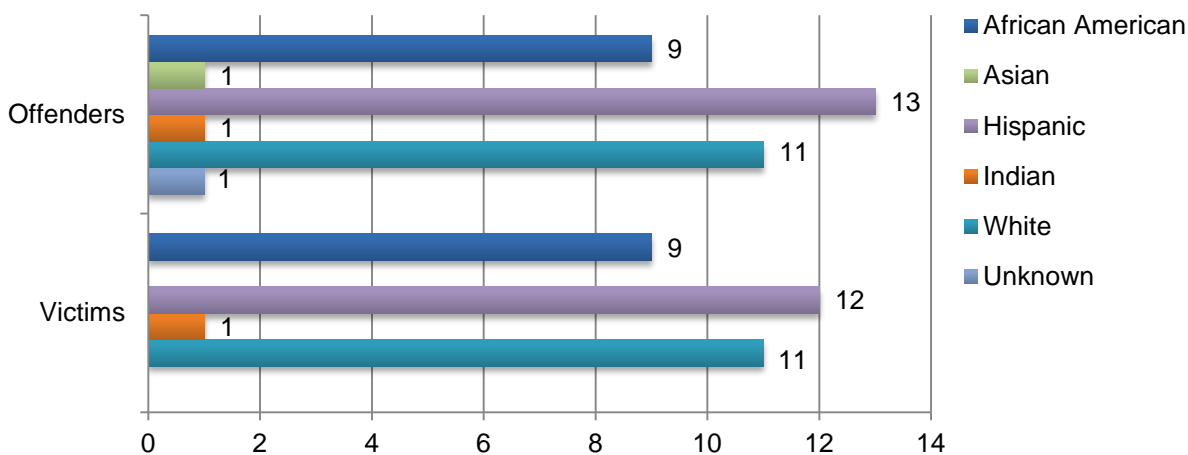
Homicides by Gender

- Twenty-five males (76%) were victims in 2012.
- In the cases in which the suspect's gender was known, 30 suspects were males (83%).



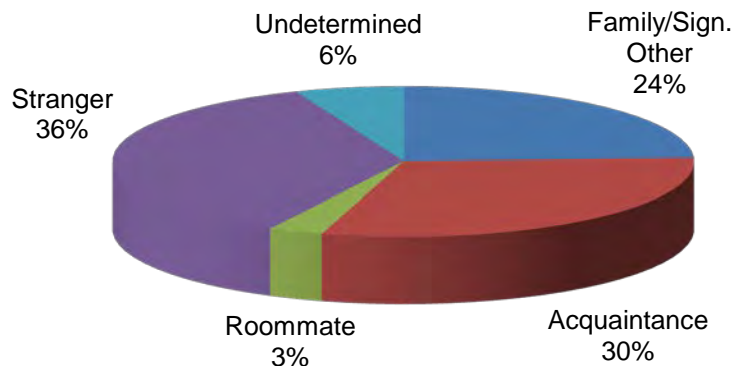
Homicides by Race/Ethnicity

- Twelve (36%) of the homicide victims in 2012 were Hispanic, 11 (33%) were White, nine (27%) were African American, and one (3%) was Indian.
 - One victim was a Honduran National. One was from Romania.
- In the cases in which the suspect's race/ethnicity was known, 13 (36%) of the homicide suspects were Hispanic, 11 (31%) were White, nine (25%) were African American, one (3%) was Asian, and one (3%) was Indian.
 - Two suspects were Mexican Nationals. One was from India.
- Victim and suspect demographics indicate that African Americans are over-represented as victims (27%) and as suspects (25%) of homicides. According to 2010 census data, African Americans account for 7.7% of the overall Austin population.
- Victim and suspect demographics indicate that Hispanics are NOT over-represented as victims (36%) or as suspects (36%) of homicides. According to 2010 census data, Hispanics account for 35.1% of the overall Austin population.



Relationship between Victim and Suspect

- The relationship between victim and suspect(s) was established in 31 murders, while the relationship was undetermined in two (6%) murders.
- At least one suspect was an acquaintance in ten murders (30%). The suspect was a family member or significant other in eight cases (24%).
- Twelve murders were considered stranger-on-stranger murders (36%).
 - These murders include cases in which the victim was chosen at random as well as cases in which the victim and suspect were brought together by a location (such as a nightclub) or an activity (such as buying drugs.)
 - As of June 19, 2013, ten of the 12 stranger-on-stranger murders have been cleared. In one of the two remaining cases, a warrant has been issued for the suspect but he has not been arrested yet. The remaining homicide was likely committed in defense of self or others.
 - None are believed to be related or committed by the same suspect(s).



Miscellaneous Victim and Suspect Information

- Five victims were transients. Three of the known suspects were transients.
- Two victims were possible gang members. Four suspects were possible gang members, but no murders were motivated by gang membership or affiliation.
- Two of the homicides were murder/suicides.
- In years past, there have been homicide incidents in which multiple victims were assaulted but not all of them died. This year, all homicide incidents involved only one victim.
- One of the homicides involved four suspects.
- One case involved a victim who was assaulted in 1976. The victim died in 2012.

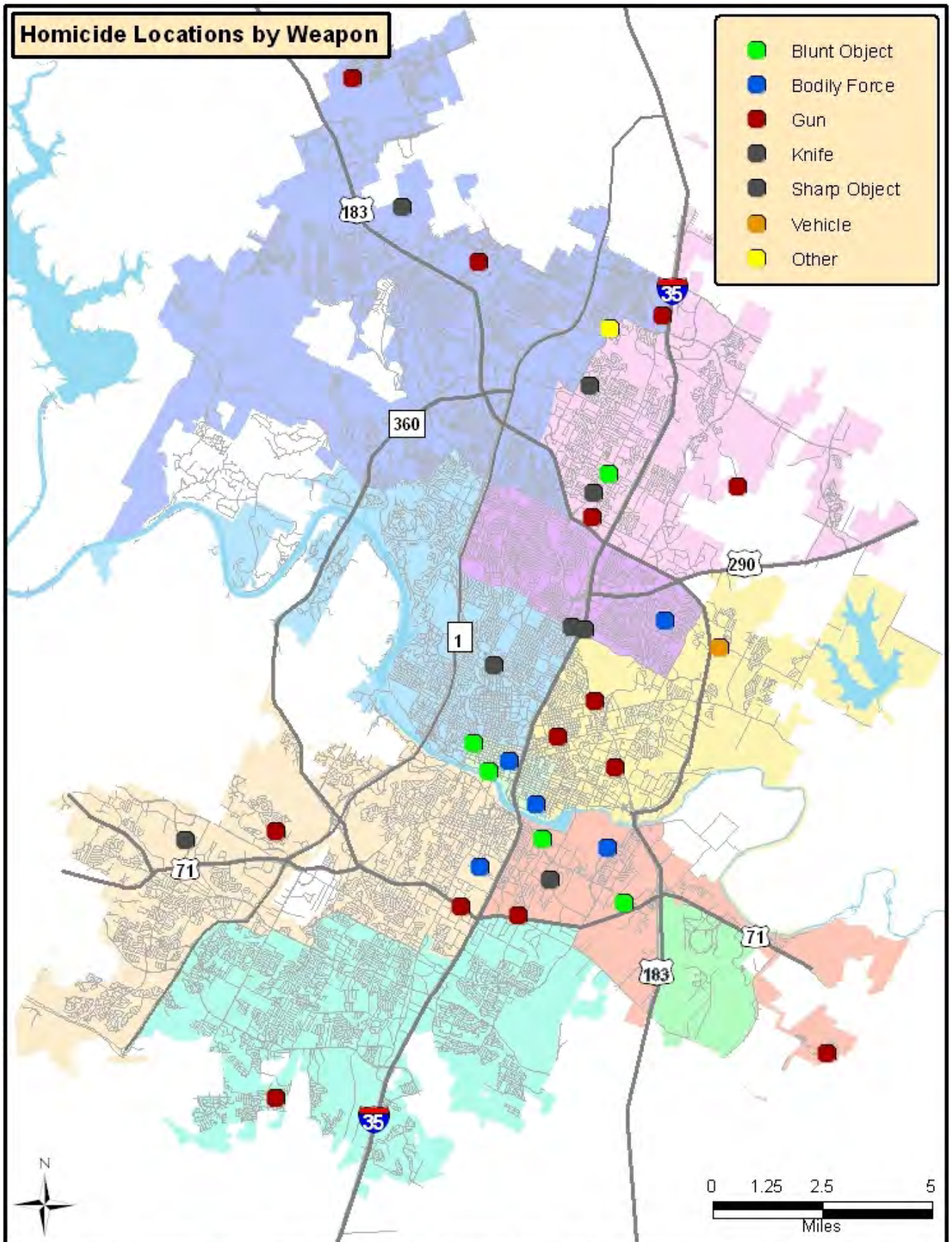
Family Violence, Contributing Factors, Offense Classification

- Nine (27%) of the murders met the Texas Penal Code & Family Code definition for family violence.
 - Seven were committed by intimate partners or ex-partners.
 - One was committed by a family member.
 - One was committed by a roommate.
- Alcohol was believed to be a contributing factor in 13 (39%) of the homicides.
- Drugs were believed to be a contributing factor in 15 (45%) of the homicides.
- Three (9%) of the homicides were documented as Capital Murder, which includes the commission of an additional felony at the time of the murder, the murder of a law enforcement officer, the murder of more than one victim, or the murder of an individual under six years of age.
- One of the homicides was documented as Manslaughter. A person commits Manslaughter if he/she recklessly causes the death of an individual.

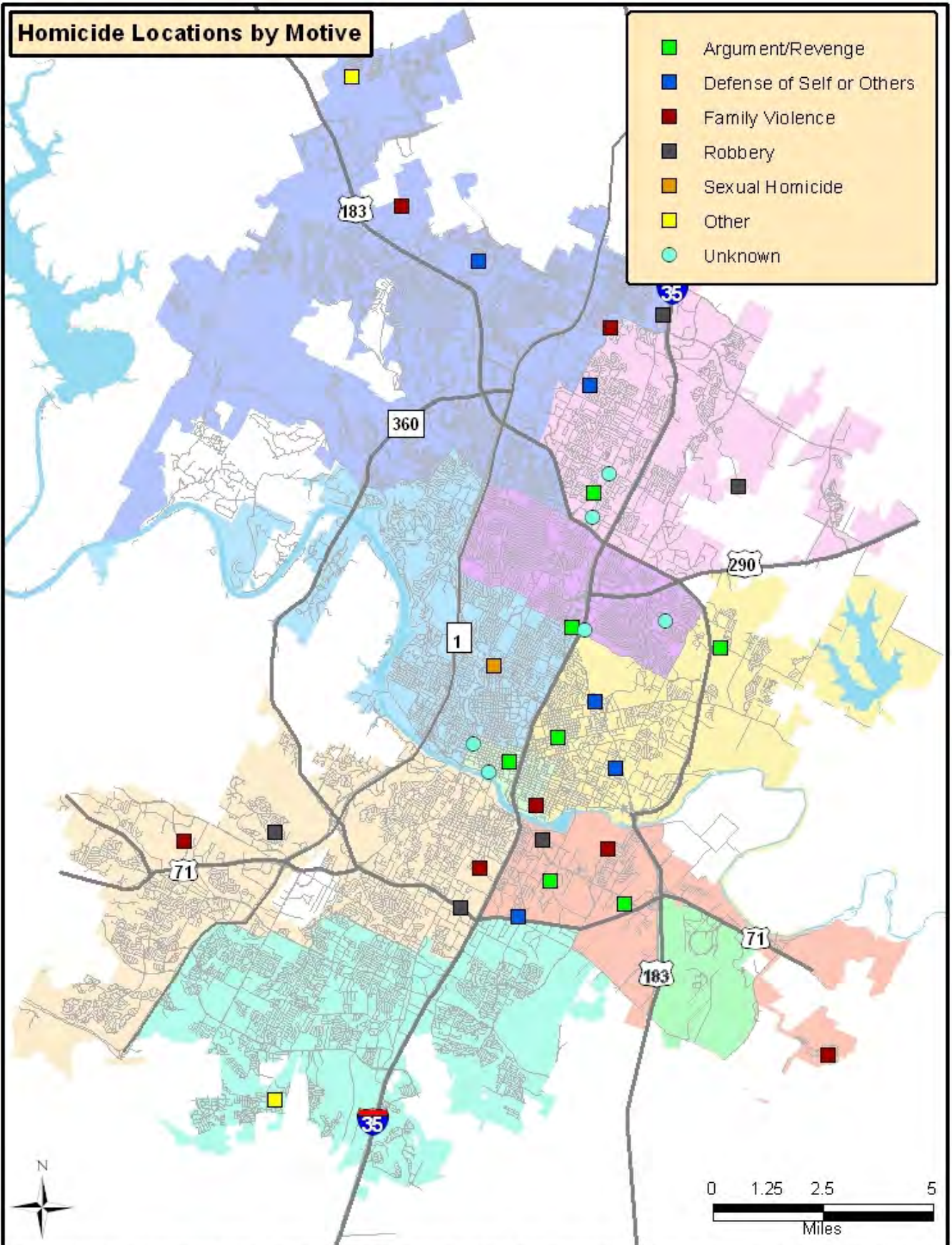
Homicide Clearance Rate

- As of June 19, 2013, 29 of the 33 2012 murders have been cleared (by arrest or exceptionally), for an 88% clearance rate.
 - Twenty-eight of the 33 cases were cleared during 2012. One was cleared in January 2013.
 - Of the 2012 cases that are considered “not cleared”:
 - Two of the cases are not solved. The suspects have not been identified.
 - A warrant for the suspect in one of the 2012 cases has been issued, but the suspect has not been arrested yet.
 - The fourth homicide is believed to have likely been committed in defense of self or others, but the shooter fled the country before speaking with detectives. The case will remain open until detectives have a chance to interview the shooter or the grand jury rules on the case.
 - Four older murder cases were cleared during 2012: a 2011 case, a 2010 case, a 1995 case and a 1988 case. All of these were cleared by the arrest of the suspect.
- According to the U.S. Department of Justice’s *Crime in the United States 2011*:
 - The clearance rate for cities with populations between 500,000 and 999,999 was 53.2%. This includes all homicide cases that were cleared during 2012 regardless of when the murder occurred.
 - The rate for the South Region was 70.7%.
 - The rate for all of the United States was 64.8%.
- According to the Texas Department of Public Safety’s *2011 Crime in Texas Report*, the clearance rate for all of Texas was 75%.

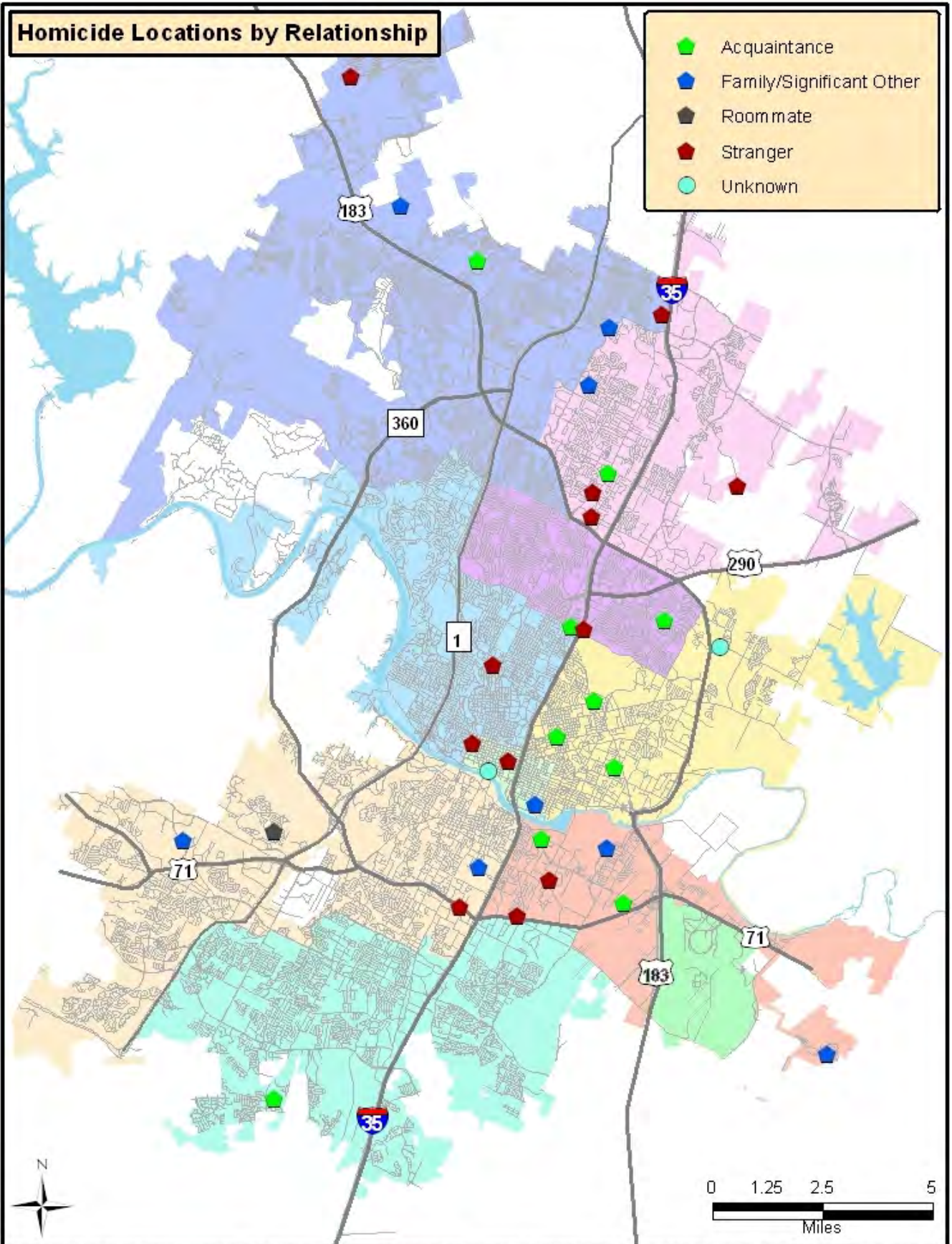
Other Views of the Data



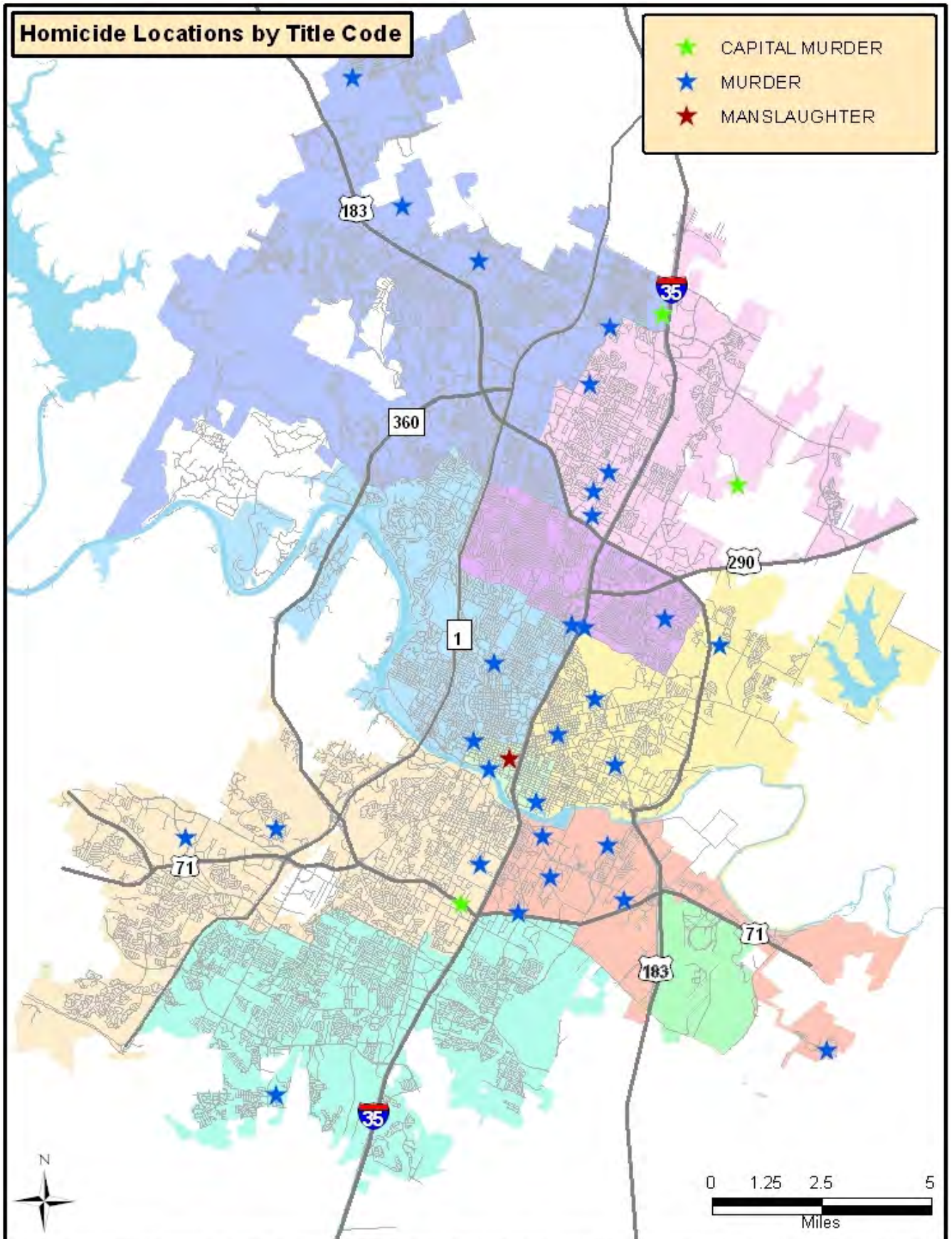
This map has been produced by the Austin Police Department's Crime Analysis Unit for the sole purpose of geographic reference. No warranty is made for its accuracy or completeness.



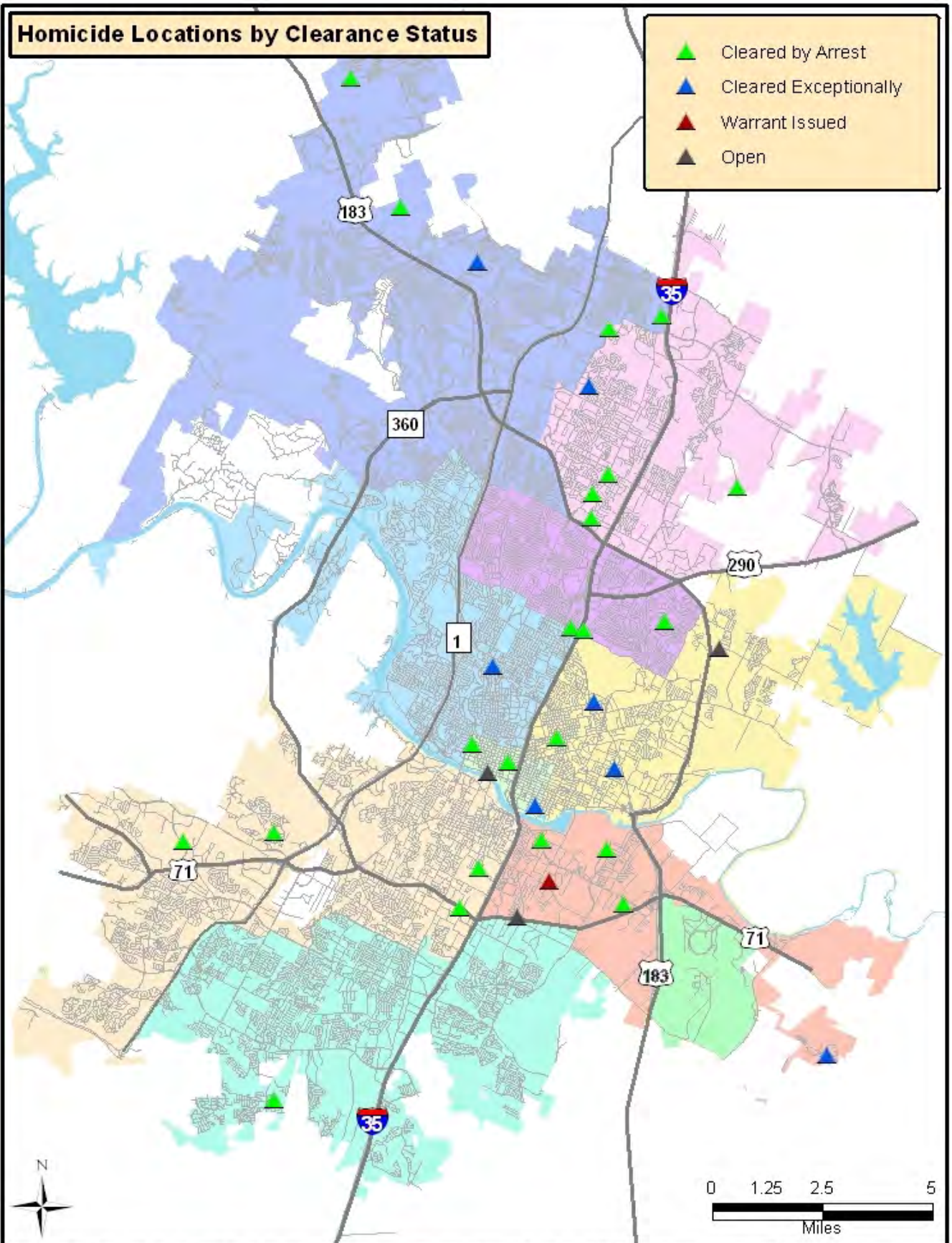
This map has been produced by the Austin Police Department's Crime Analysis Unit for the sole purpose of geographic reference. No warranty is made for its accuracy or completeness.



This map has been produced by the Austin Police Department's Crime Analysis Unit for the sole purpose of geographic reference. No warranty is made for its accuracy or completeness.



This map has been produced by the Austin Police Department's Crime Analysis Unit for the sole purpose of geographic reference. No warranty is made for its accuracy or completeness.



This map has been produced by the Austin Police Department's Crime Analysis Unit for the sole purpose of geographic reference. No warranty is made for its accuracy or completeness.