



# Community Youth Development Program Strengths and Needs Assessment

FY2019/FY2020



September 1, 2019

City of Austin



Austin Public Health Department  
Community Services Unit

Table of Contents

Executive Summary .....3

Community Overview .....5

Report of Survey Results .....8

Summary of Key Findings .....13

Recommendations and Priorities for Strategic Planning’s .....16

Appendix

FY19 CSNA Survey



## Executive Summary

### Overview of Purpose, Scope and Goals

The Department of Family and Protective Services (DFPS) has provided funding to the City of Austin for the Community Youth Development (CYD) program for over 20 years. The goal of this funding is to provide preventative services to zip codes in the state of Texas that exhibit high referral rates to the juvenile justice system. Dove Springs, 78744, is one of those zip codes that is listed in need.

The Community Strengths and Needs Assessment (CSNA) is an annual report prepared by the Youth Advisory Committee (YAC) members and members of the Community Collaborative Committee (CCC), along with the facilitation of the Program Coordinator to provide a snapshot of what the community has, needs and wants. The data collected from this tool will help the CCC, YAC, DFPS and City of Austin, the fiscal agent, to work together towards determining funding priorities for the next Request for Proposals (RFP).

This report will provide an overview of the community of Dove Springs in addition to the current outlook of the community. The report will also provide demographic information on the current community members in Dove Springs. Lastly, the report will reveal the data collected from surveys and a proposal for funding by the CCC and YAC youth for the upcoming RFP as well as an implementation plan of what the CYD program can do.

### Overview of Methodology and Tools

The goal of FY19 was to include the youth and CCC members at full capacity within the year. We began the CSNA planning process in November of 2018 at the first quarter of the CCC meeting. We provided an overview of the FY18 results and talked about how we would implement the FY19 surveys, a focus group and a timeline of delivery.



The discussion provided us a timeline of the process we were to follow to ensure we were able to have the youth and CCC members hold a focus group as well as a workshop to create the FY19 CSNA survey. The timeline is as follows:

FY19 CSNA Timeline		
November 2018	1 <sup>st</sup> Quarter CCC Meeting	Review of FY18 & FY19 CSNA Timeline
January 2019	2 <sup>nd</sup> Quarter CCC Meeting	Focus Group of Dove Springs Community
May 2019	3 <sup>rd</sup> Quarter CCC Meeting	Workshop: Creating FY19 CSNA Survey
July 2019	4 <sup>th</sup> Quarter CCC Meeting	FY19 CSNA Planning & Project Meeting
July 2019	Event	FY19 CSNA Block Walking

Based on the timeline, the CCC, YAC and City of Austin’s CYD program worked together to ensure that all voices were heard and that changes were made to accommodate the different groups, focusing on what the community really needed. By engaging the community directly, we were able to gather specific and detailed information, giving us a clear picture of the true needs, strengths and challenges that face the community at large.

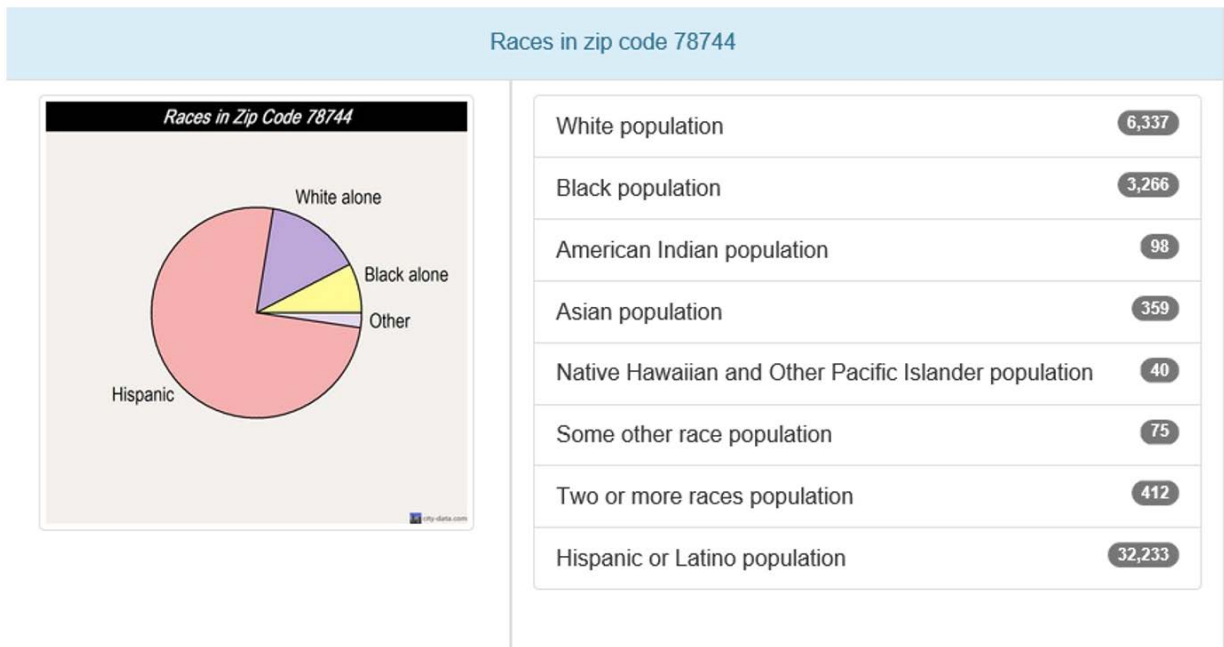
## Community Overview

In 2016, the City of Austin’s population was 947,897. Specifically, the community of Dove Springs was estimated to have 47, 888 residents.

A breakdown of this data by age is provided by [www.city-data.com](http://www.city-data.com). The data showed that when comparing 78744 to the entire state:

- Hispanic race population percentage above state average.
- Zip code 78744 compared to state average:
- Hispanic race population percentage above state average.
- Percentage of population with a bachelor's degree or higher below state average.

The population breakdown by race is as follows:



Based on the data and additional research, other interesting facts were revealed in the Dove Springs community. Of particular interest was the following:

- 1 in 5 people use SNAP
- There are few food outlets located in this zip code
- 1.5 in 10 middle school students are obese
- 3.3 is the average number of mentally unhealthy days reported in a 30-day span

Another issue we researched and focused on was food availability and accessibility to the residents of this community. Below is a map that identifies where resources are:



Observations based on this are:

- There appears to be very few food outlets located close to where families live.
- There are only a few food establishments in the Dove Springs area that supply meat, fresh fruits and vegetables.
- There appears to be a large amount of green space in this area, but not all of it may be accessible for recreational use and appropriate for children to play.

- A high proportion of students are considered overweight and/or obese with few or poor cardiovascular fitness programs in the Dove Springs area.
- Over the past 3 years, Mendez Middle School, which is the Dove Springs neighborhood, has seen over a 20% decrease in the number of students who failed the cardiovascular test.

The crime rate was also reviewed. In 2017 the City of Austin via, [www.austintexas.gov](http://www.austintexas.gov) showed that there were 6,592 crimes reported in 78744. The highest crime that was committed was theft coming in at 1,145.

Lastly, we reviewed the teen birth rate in Travis County. Based on a report from the Austin Public Health Department in 2012-2014, 3 out of every 100 babies born was to a mother 15-17 years of age. The breakdown of births by race is as follows:

**Table 7.3. Births to Women under the Age of 20 Years Old and 15-17 Years of Age for Travis County and Texas, 2012-2014**

Race/Ethnicity	Travis County				Texas
	2012	2013	2014	2012-2014 Average	2012-2014 Average
	Number (%)	Number (%)	Number (%)	Number (%)	Number (%)
<b>Percent of Total Births to Women 15-17 Years Old</b>					
White	34 (0.6)	20 (0.3)	16 (0.2)	23 (0.4)	1,836 (4.0)
Black	34 (2.9)	27 (2.3)	38 (2.9)	33 (2.7)	1,400 (9.1)
Hispanic	322 (4.6)	265 (3.8)	266 (3.8)	284 (4.0)	8,292 (13.1)
All Races	395 (2.5)	320 (2.0)	324 (2.0)	346 (2.2)	11,765 (8.8)

## Report of Survey Results

### Creation of Survey

The data points used to collect information on the community focused on a group discussion at the second quarter meeting between CCC adult members and YAC youth. The discussion focused on what they felt were the current needs in the community and how to best record this information. During the meeting, the youth and adults focused on what they considered were the “hot topics” occurring. Some of the main topics that came out were the “need to know your rights”, the lack of public schools in their community and the lack of out of school time activities, specifically the closure of the recreation center curtailing their structured activities in the community.

We decided utilizing CCC meetings with youth and adult partners would be ideal in order to create the FY19 CSNA. We began the process at the 3<sup>rd</sup> quarter CCC meeting in May by doing group work. The workshop began by focusing on different things they felt were needs in their communities. Some of those were:

What Are Some Needs in Your Community?				
Lack of public schools	No high school	Police stop youth for no reason	ICE raids	Gun Violence
Domestic abuse	Charter schools	Higher education opportunities	Closed recreation center	Police and community relationships
Lack of financial assistance for higher education	Mental health needs	Lack of resources in community	No youth areas to hang out	Lots of tobacco use by youth





After the list of needs in the community was created, the whole group narrowed their focus on these targeted areas. The targeted areas are listed below:

Survey Focuses Based on Needs		
Community Overview	Education	Mental Health
Drugs	Alcohol	Community Safety

Based on these targeted areas, the group posted pads around the room and broke into groups to think of different questions that addressed each focused area. Each group got 10 minutes at each pad to think of different questions they would want to ask based on the subject. Once everyone visited each pad, they then voted on the questions they wanted to use to complete the survey that would be used.

### Surveying The Community

Once the surveys were created, the CCC and YAC picked 2 opportunities to survey the community. A block walking event was planned in July where CCC members and YAC youth partnered with City of Austin staff to walk around the community in the parks, pool, library, and homes to meet community members and request they take surveys. The other opportunity used to provide surveys to the community was at the Farmer’s Market Fiesta held in August that was put on in response to the FY18 CSNA survey recommendations. At this event, community members were able to meet with CCC members and take the survey. YAC youth also walked around the event with iPads which allowed them to have multiple community members take the surveys.

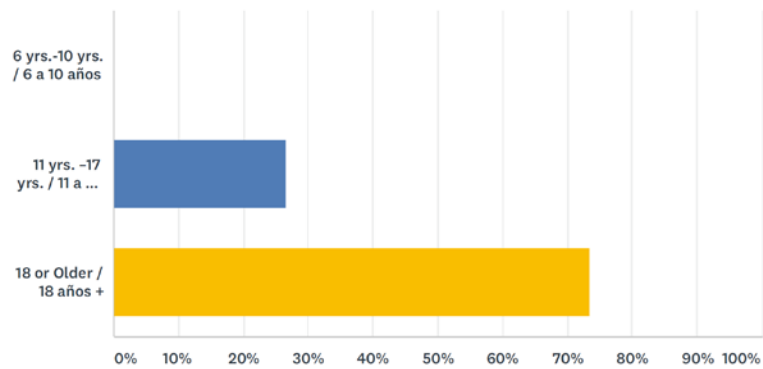
### Survey Results

A total of 75 community members took the survey at the 2 events.

Out of the 75 participants, most of the participants were over the age of 18 yrs.

### Q1 What is your age? / ¿Cual es tu edad?

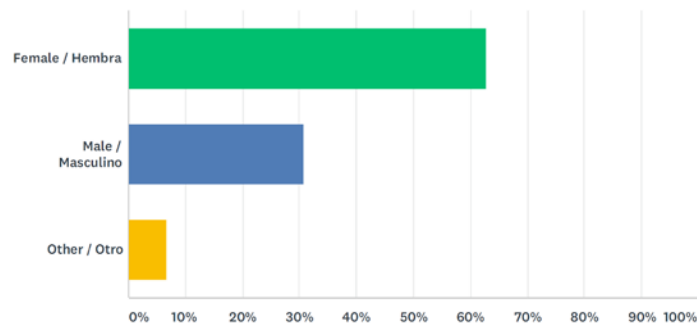
Answered: 75 Skipped: 0



Out of the 75 community members, over 60% of the respondents were female.

### Q2 What is your Gender? / ¿Cual es su genero?

Answered: 75 Skipped: 0





The following questions focused more on what the CCC and YAC youth wanted to find out from their community members. The percentages that correspond with the question are the ones that had the highest percent per question.

Community Overview	
Economic Level (Below/Above Poverty Level)	52% above poverty level
Rent/Own Home	52% own home
Aware of resources in community	67% unaware of resources
Where do you get community information	Social media, internet, church, flyers, library, radio, websites, community center

Education in Your Community	
How many family members graduated H. S	About half of family members graduated
Difference (Charter & Traditional)	67% know difference between the two
Aware of financial assistance for higher education	50% are aware of financial assistance
Does school offer college assistance	62% agree schools do provide college assistance

Mental Health Awareness in Your Community	
Does anyone talk about mental health	70% do not feel it is talked about
Do you know someone with a mental disorder	47% do know someone with a mental disorder
Do you know how to identify a mental disorder	51% do not know how to identify

Drugs & Alcohol in Your Community	
Is there tobacco use in your family	68% say no to family use of tobacco use
Have you been offered drugs or alcohol	62% say they have not been offered
Have families been affected by drugs or alcohol	67% have not been affected
Do you know consequence for possession	89% aware of the consequences

Community Safety	
Do you know how to respond to police	70% say yes, they do
Do you know your rights	57% say yes, they do
Do you vote on bills that effect you	44% say they do not



## Summary of Report Findings

### Observation and Discussion of Report Findings

After the data was compiled, a review was provided to the CCC and YAC to discuss what the results meant for the upcoming year. The findings suggested that in large measure the community was doing well. While the expectations were that there might be more needs the community would have, it was found that overall the community has improved in the past year. Each section of questions not only had something that could be worked on, but something the community had going on that was working well for them.

In the community overview section, one positive that stood out was that 52% of the community felt that the community lived above the poverty line. One issue we found that was a need was that 67% of the community was unaware of what community resources are available to them. In the education section, 62% stated that their schools provided college assistance, showing a clear understanding of attending college and the requirements for financial assistance. One thing to note about this community that appears to have a significant impact on the youth is that there is no public high school in Dove Springs and the one middle school has become an in-district charter school. While there are charter schools in the community that provide quality education and higher education knowledge for middle and high school youth, it is still troubling for the group to find that there is not a publicly funded high school in the community.

In the mental health awareness section, it was found that 70% of the community do not feel that mental health is talked about in the community openly. It was also shown that while it might not be something talked about, 51% could identify a mental illness. For the drugs and alcohol focused questions, 89% of the community members were aware of the consequences if found with a substance. For most of the questions, it showed that the community did not feel

they had strong issues occurring in this section. While there wasn't a clear percentage to show that the community was in need, there was room to improve with tobacco use in the family.

For the last section of the survey under community safety, the data showed the 70% of the community knew how to respond to police officers. It also showed an area for improvement with voting for bills that effect the community indicating that 44% of the community stated they do not vote on bills that affect them.

#### Are CYD Services Meeting Needs of Community

In review of the data breakdown above, it was clear to see that yes, CYD services in Dove Springs are meeting the needs of the community. This was exciting to see, real results based on real change we have been making in the community.

We saw this by the results of the survey showing that the community knew where to get help for higher education, knew the consequences for doing drugs and alcohol, could identify mental health illnesses, and knew how to respond to officers who are there to protect their community and families. We were able to draw some direct correlations with the services we offered this past year that specifically focused on these issues. Examples include putting police officers in the role of coaches and mentors from our Police Activities League and our partnership with Workers Assistance Program for a drug prevention workshop for youth.

Another CYD lead focus was having the YAC youth be part of the Youth Justice Workgroup that focused on providing youth empowerment opportunities, knowledge on knowing your rights and the importance of civic engagement. We also incorporated more college tours for YAC youth, partnerships with the Southeast Branch, Austin Public Library, partnerships with the State constables, area farmers, subcontractors who worked in schools to provide knowledge on resources, family engagement, family safety and higher educational opportunities such as screen printing, theatre and art. We believe all of these CYD lead opportunities that we



made available to the community of Dove Springs were able to not only empower and enrich the lives of those youth directly being served by CYD, but helped empower and enrich the lives of the community that worked with these youth, to include family members, church members, school officials and neighbors.

### Limitations and Reflections

The FY19 CSNA process worked to continually improve the process in how we include the community, the CCC and our YAC youth. While we can find great success in the process in completing of the CSNA, we also recognize areas of improvement and limitations we faced.

One limitation we faced was the time we got to spend with YAC and CCC on this specific project. While YAC was able to work on this CSNA for a couple of more meetings than the CCC, there was limited meetings where the adults and youth were able to work together on this. We noticed that most adults in the CCC were unable to commit to more meetings or a longer meeting period to improve the process. Another limitation we found was that the timeline relied heavily on summer months to do most of the data collection, which created less opportunities for us to get more feedback. During our 2 big events, we were only able to secure 75 community members to take a survey. While our youth were excited about that, we can see the need to increase the amount of community members that take the survey to gain a better picture of what the overall community needs.

In reflection of the process and the CSNA, we can take a moment to be proud of the work that was done. This was a year that was truly led by our youth in implementation. They worked on the timeline with adult support, worked on the questions, with adult feedback and picked the projects that we will focus on for FY20 with adult encouragement. By putting youth in the driver seat, we allowed them to learn what worked, what didn't work, and what we can do next year to make this a process that can truly reach out to the community to gain more feedback. As the



Program Coordinator, I reflected on how I can provide better support to not only City of Austin staff, but the CCC. One goal would be to utilize the AmeriCorps VISTA program to have a VISTA work primarily on a sustainability project for the CCC, provide Youth/Adult Partnership training to CCC members and begin the process in September for FY20 CSNA instead of waiting until November.





## Recommendations and Priorities for Strategic Planning

### Strengths of the Community

The community of Dove Springs is strong and proud. This is a community that has shown over the years that when they come together, they can overcome any obstacle that comes their way. They are empowering not only themselves, but their youth. We can witness this first hand when reviewing the data from the FY19 CSNA survey. It shows that the community is making positive strides when it comes to the financial climate in their community. Homeownership is increasing, families are making more money and higher education is not only something they know about but encouraging and resources are available to the youth in their communities. The CYD programming has a large part to do with these successes. The community itself, has an even bigger part in how these successes are not only occurring but being something of the norm for their families and the future leaders in their community.

### Needs of the Community

While we can see clear strengths in the community we also see where there are needs that community has. Based on the data, 3 main focuses that came out were the community's need to learn more about resources available to them, information about higher education, financial assistance information sessions and a need to get the community more involved in understanding bills, ordinances and policies that effect their community and have them participate by voting.

A recurring need that the community expressed was wanted, was during our healthy eating project that was put on in August based on the feedback from the FY18 CSNA. Based on the results there was a want to have a family friendly activity in Dove Springs as well as access to healthy and nutritional food. Based on this feedback a Farmer's Market Fiesta was put on in August that not only provided families a fun and free event to take part in together, but also



provided fresh produce from local farms that community members were able to take home and learn about healthy eating options in their community. During this event we surveyed the community members asking if they would like to have an event like this again and if it was beneficial. Out of the 25 families that were given food vouchers for fresh produce, all 25 families stated that they wanted this event to happen again and that there was a need.

CYD Implementations and Recommendations

Based on what the needs were of the community, a review of the CYD programming for City of Austin was done to ensure that we are providing resources that are making a real impact in the community. Below is what we currently do in our CYD program and what we have room to implement in FY20 to help the community where there are needs. A breakdown of the proposed implementation moving forward in FY20 is below:

Current CYD Services	Proposed FY20 CYD Services
Curriculum Based Life skills	Curriculum Based Life skills
Curriculum Based Life skills	Youth Empowerment Program/Activism
Youth Advisory Committee	Youth Advisory Committee
Family Engagement	Family Engagement
Mentoring	Mentoring
Youth Leadership Development	Youth Leadership Development
Recreation	Youth Lead Recreation

These changes to our CYD services would go into effect in the new fiscal year that would allow us to fill a gap of services that the community states there is a need for. Those specific needs would be the need for youth empowerment opportunities and civic engagement.



Based on the data it also shows that there is a need for a project-based solution to some needs. Those needs include: knowing what resources are available to the community, understanding civic engagement and voting, as well as knowing what financial assistance there is for higher education for youth.

To help inform the decision of what project-based solution would be implemented in FY20 the YAC youth were provided the data to review and surveyed on what they would like to spearhead as a service-learning project in fiscal year 20. Based on the survey results the YAC youth decided to create a website that would be used by community members to find out what events were happening in their community, what resources were available and contacts of community organizations that they could use for assistance.

Another project-based solution to meet a need of the community would be hold a 2<sup>nd</sup> annual Farmer's Market Fiesta in Dove Springs. This event would allow us to continue to work on a need that was recognized while providing the community with the tools and resources needed so this no longer is something, they find is a need for them.

### Final Recommendations

In review of our FY19 CSNA we found what the community is doing great at and how the CYD program can help with certain needs. Our focus in FY20 will be to implement the change in subcontractors' specialties to meet the community needs, utilize the CCC and YAC to build a website where community members can find resources and hold a 2<sup>nd</sup> annual Farmer's Market Fiesta to ensure that families can continue to get fresh produce.

Our goal as the fiscal agent will be to not only support our community but empower our youth, our adults who partner with our youth and provide resources, guidance and funding to help ensure that all recommendations are able to be met and our youth and adult partners can find success in the good they will do in the upcoming year for Dove Springs.



Community Youth Development (CYD)  
2019 Strengths & Needs Assessment  
Serving the Community of 78744

CYD Funds programs to help prevent youth from becoming involved with crime. Please complete this survey and let us know what you think are the strengths and needs of the 78744 community. (This survey is anonymous and confidential) For questions please contact Program Coordinator, Roxanne Saldivar (512) 972-5087 [roxanne.saldivar@austintexas.gov](mailto:roxanne.saldivar@austintexas.gov)

- What is your age?  6 yrs. to 10 yrs.  11 yrs. to 17 yrs.  18 yrs. +  
-What is your gender?  Male  Female  Other

Community Overview:

1. What is the economic level of your community?  Below Poverty Line  Above Poverty Line
2. Do you own or rent your home?  Own  Rent
3. Do you know what resources your community has?  Yes  No
4. Where do you get your community information from? \_\_\_\_\_

Education in Your Community:

5. How many people in your family graduated high school? \_\_\_\_\_
6. Do you know the difference between charter & traditional schools?  Yes  No
7. Do you know the type of financial assistance available to you for college or trade school?  Yes  No
8. Does your school offer college assistance programs?  Yes  No

Mental Health Awareness in Your Community:

9. How are mental illnesses viewed in your community?  It is not talked about  It is talked about a lot
10. Do you know someone who suffers from a mental health disorder?  Yes  No  I don't know
11. Do you know how to identify a mental disorder?  Yes  No

Drugs & Alcohol in Your Community:

12. Do you or your family use tobacco?  Yes  No
13. Have you ever been offered drugs?  Yes  No
14. Are you or your family affected by drugs or alcohol?  Yes  No
15. Do you know the consequences for possessing or consuming an illegal substance?  Yes  No

Community Safety:

16. Do you know how to respond to Police Officers?  Yes  No  Not Sure
17. If you are here illegally, do you know your rights?  Yes  No  Not Sure
18. Do you vote on bills that directly affect your community?  Yes  No  Not All The Time



The Community Youth Development Program is funded through a grant from the Texas Department of Family and Protective Services through the City of Austin.





**Desarrollo Juvenil Comunitario (CYD)  
2019 Evaluación de Fortalezas y Necesidades  
Al Servicio de la Comunidad de 78744**

CYD Financia programas para ayudar a prevenir que los jovenes se involucren con el crimen. Complete esta encuesta y haganos saber cuales cree que son las fortalezas y necesidades de la comunidad 78744. (Esta encuesta es anonima y confidencial) Si tiene alguna pregunta, comuniquese con la Coordinadora del Programa, Roxanne Saldivar, (512) 972-5087 [roxanne.saldivar@austintexas.gov](mailto:roxanne.saldivar@austintexas.gov)

- Cual es tu edad?  6 a 10 años  11 a 17 años  18 años +  
-Cual es su genero?  Masculino  Femenino  Otro

Resumen de la Comunidad:

1. Cual es el nivel economic de su comunidad?  Debajo de la linea de pobreza  Encima de la linea de pobreza
2. ¿Es propietario o alquilas su casa?  Propietario  Aquila
3. ¿Sabe qué recursos tiene su comunidad?  Si  No
4. ¿De dónde obtiene la información de su comunidad? \_\_\_\_\_

La Educación en Su Comunidad:

5. ¿Cuántas personas de su familia se graduaron de la Preparatoria? \_\_\_\_\_
6. ¿Sabe la diferencia entre escuelas charter y tradicionales?  Si  No
7. ¿Conoce el tipo de asistencia financiera disponible para la universidad o la escuela de oficios?  Si  No
8. ¿Ofrece su escuela programas de asistencia universitaria??  Si  No

Conciencia de Salud Mental en Su Comunidad:

9. ¿Cómo se ven las enfermedades mentales en su comunidad?  No se habla  Se habla mucho
10. ¿Conoce a alguien que sufre de un trastorno de salud mental?  Si  No  No lo se
11. ¿Sabe cómo identificar un trastorno mental??  Si  No

Drogas y Alcohol en Su Comunidad:

12. ¿Usted o su familia consumen tabaco?  Si  No
13. ¿Alguna vez le han ofrecido drogas?  Si  No
14. ¿Está usted o su familia afectado por las drogas o el alcohol?  Si  No
15. ¿Sabe las consecuencias de poseer o consumir una sustancia ilegal?  Si  No

Seguridad de La Comunidad:

16. ¿Sabe cómo responder a los oficiales de policía?  Si  No  lo se
17. Si está aquí ilegalmente, ¿Conoce sus derechos?  Si  No  lo se
18. ¿Usted vota en proyectos de ley que afectan directamente a su comunidad?  Si  No  Aveses



The Community Youth Development Program is funded through a grant from the Texas Department of Family and Protective Services through the City of Austin.

