

# Bond Programs Report



Submitted to the Bond Oversight Committee on November 13, 2013



Your



Vote.



Our



Future.

## About

The Bond Programs Report provides the public with project updates and spending details on the City's voter-approved General Obligation bond programs. The report is produced by Capital Planning Office staff with assistance from participating Capital Improvement Program departments. The report is presented to the Bond Oversight Committee. This report includes data through the fourth fiscal quarter, which ended Sept. 30, 2013.

The Bond Oversight Committee is a citizen committee composed of seven members who are appointed by City Council. The committee ensures efficiency, equity, timeliness and accountability in the implementation of the 2006, 2010 and 2012 bond programs. The committee is also responsible for reviewing the annual bond appropriation and sale schedule. For more information about the Bond Oversight Committee, visit [www.austintexas.gov/bondoversight](http://www.austintexas.gov/bondoversight).

## Inside

GO Bond Programs Summary .....	3
2012 Bond Program .....	6
2010 Mobility Bond Program .....	11
2006 Bond Program .....	13

## Key Terms

**Allocated:** The amount of funds designated by the City of Austin Budget Office to be spent per reporting category or proposition. Allocated funds are tied to bond sales, which must be performed in \$5,000 increments.

**Appropriated:** City Council authorizes the appropriation of funds, which gives staff the legal authority to expend the funds for a specific purpose. City Council may approve multiple installments of funding throughout the project's phases.

**Available:** The amount of funds allocated minus the amount encumbered and expended.

**Encumbered:** Commitments made to unperformed contracts for goods or services.

**Expenditure:** Funds that have been paid for goods or services.

**Fiscal Year:** October 1 to September 30; FY 14 is October 1, 2013 to September 30, 2014.

- Q1 = First fiscal quarter; October—December
- Q2 = Second fiscal quarter; January—March
- Q3 = Third fiscal quarter; April—June
- Q4 = Fourth fiscal quarter; July—September

**Obligated:** The sum of funds encumbered and expended.

**Phase:** This refers to the project phase currently underway. The following phases are typical for projects included in this report:

- Preliminary Phase
- Design Phase
- Bid/Award/Execution Phase
- Construction Phase
- Post-construction Phase

**Substantial Completion:** A bond program is considered substantially complete when approximately 90% of voter-approved funds have been expended or the point at which program intent has been sufficiently fulfilled.

## Questions?

For additional information, visit [www.austintexas.gov/cip](http://www.austintexas.gov/cip). Contact the Capital Planning Office at 512-974-3344. Inquiries may be emailed to [capitalplanning@austintexas.gov](mailto:capitalplanning@austintexas.gov).

# GO Bond Programs Summary

## Summary of Bond Programs spending through FY13 Q4

Bond Programs	Voter Approved	Obligated*	% Obligated	Expended	% Expended
2012 Bond Program	\$306,648,000	\$4,640,659	2%	\$2,089,607	1%
2010 Mobility Bond Program	\$90,000,000	\$80,425,093	89%	\$52,822,148	59%
2006 Bond Program	\$567,400,000	\$451,121,013	80%	\$417,303,810	74%
<b>TOTAL</b>	<b>\$964,048,000</b>	<b>\$536,186,765</b>	<b>56%</b>	<b>\$472,215,656</b>	<b>50%</b>

\*Obligated funds are the sum of funds encumbered and expended.

2012 Bond Program	\$306,648,000
Prop 12: Transportation and Mobility	\$143,299,000
Prop 13: Open Space and Watershed Protection	\$30,000,000
Prop 14: Parks and Recreation	\$77,680,000
Prop 16: Public Safety	\$31,079,000
Prop 17: Health and Human Services	\$11,148,000
Prop 18: Library, Museum and Cultural Arts Facilities	\$13,442,000

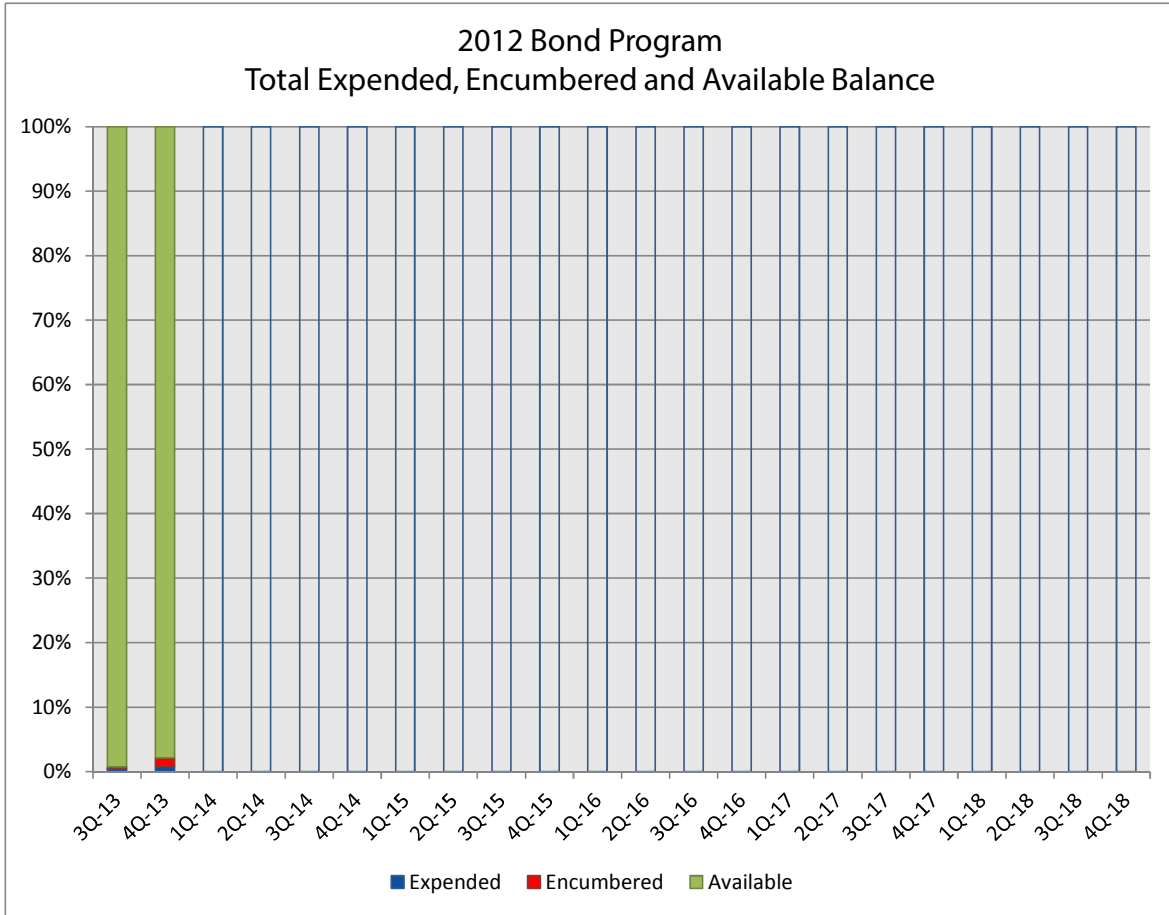
2010 Mobility Bond Program	\$90,000,000
Mobility Enhancements	\$23,680,000
Signals	\$4,200,000
Pedestrian/ADA/Bikeways	\$42,935,000
Street Reconstruction	\$19,185,000

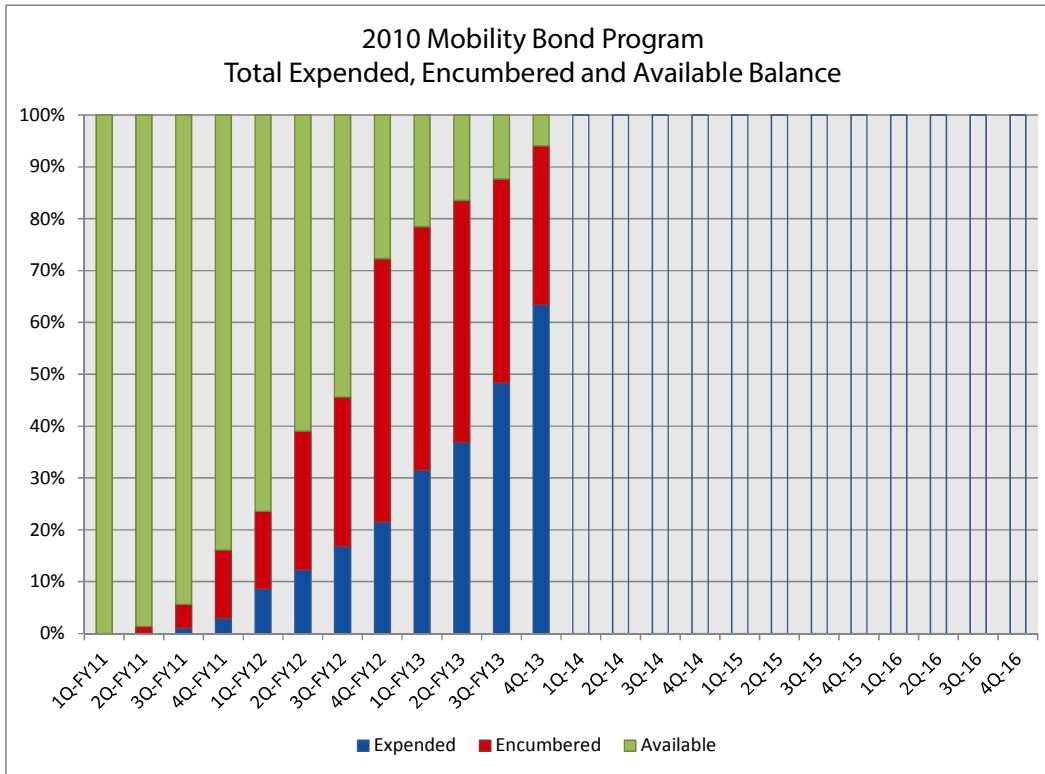
2006 Bond Program	\$567,400,000
Prop 1: Transportation	\$103,100,000
Prop 2: Drainage and Open Space	\$145,000,000
Prop 3: Parks	\$84,700,000
Prop 4: Community and Cultural Facilities	\$31,500,000
Prop 5: Affordable Housing	\$55,000,000
Prop 6: New Central Library	\$90,000,000
Prop 7: Public Safety Facilities	\$58,100,000

### Summary Highlights

- ⇒ During the fourth fiscal quarter, the City expended \$23.8 million in 2006, 2010 and 2012 bond program funds. That amounts to approximately 2.7% of the total voter-approved bonds for those programs.
- ⇒ The amount of funds obligated for the voter-approved bond programs rose by \$13.6 million, or 2%, during the fourth quarter.

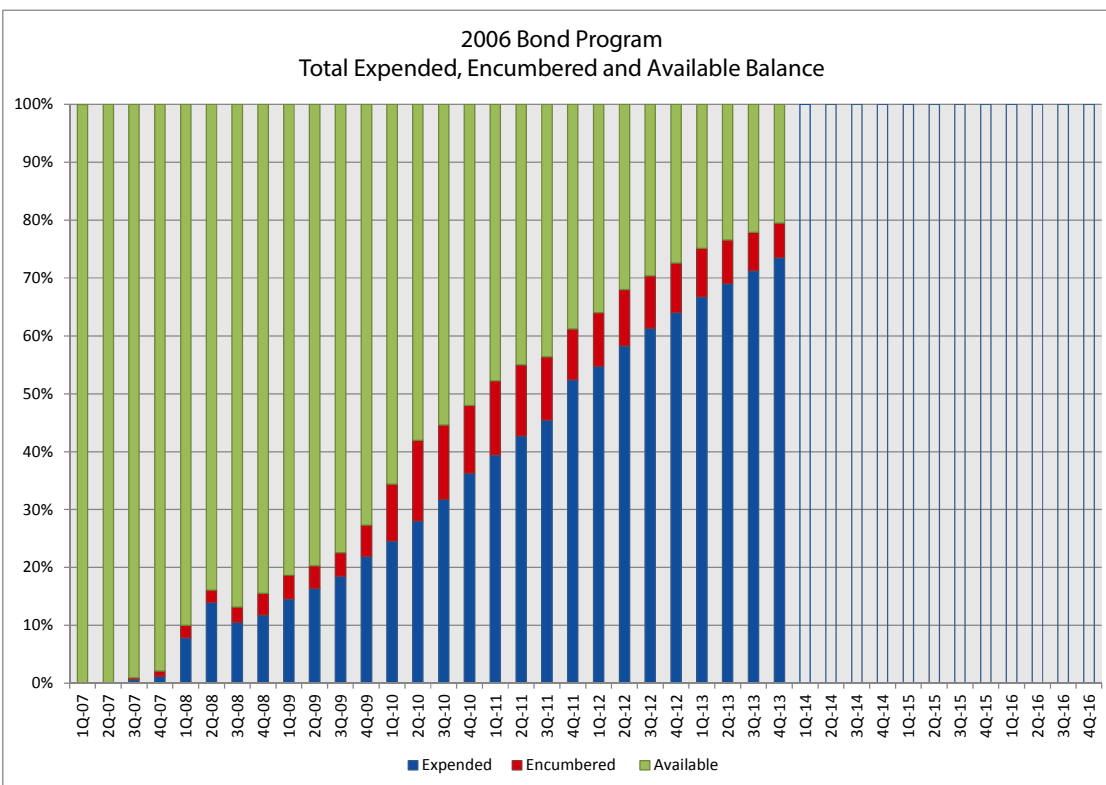
The charts on pages four and five show spending over time for each of the City's 2006, 2010, 2012 bond programs. Dollar amounts expended, encumbered and available are captured on a quarterly basis from inception of the bond program and will continue through the program's completion.





#### Chart Highlights

- ⇒ For fiscal year 2013, on average 41% of the total \$90 million Bond Program was in an encumbered status.
- ⇒ The largest amount of funds encumbered for the 2010 program occurred in FY12 Q4 at \$45.7 million.
- ⇒ On average, \$5.2 million, or 6%, of the 2010 Mobility Bond Program was expended each quarter.
- ⇒ The largest amount of funds expended for the 2010 program occurred in FY13 Q4 at nearly \$13.3 million or 15%.



#### Chart Highlights

- ⇒ On average, 7% of the \$567.4 million 2006 Bond Program funds were in an encumbered status each quarter.
- ⇒ The largest amount of funds encumbered for the 2006 Bond Program occurred in FY10 Q2 at \$79 million.
- ⇒ On average, \$15.5 million, or 3%, of the 2006 Bond Program was expended each quarter.

On Nov. 6, 2012, Austin voters approved \$306.6 million in bond propositions to fund capital improvements in the categories listed below.

### Budget Summary

	Allocated	Obligated**	% Obligated	Expended	% Expended
Prop 12: Transportation and Mobility	\$143,295,000*	\$4,540,655	3%	\$1,074,563	1%
Prop 13: Open Space and Watershed Protection	\$30,000,000	\$1,334,596	4%	\$1,334,596	4%
Prop 14: Parks and Recreation	\$77,680,000	\$227,934	0%	\$59,205	0%
Prop 16: Public Safety	\$31,075,000*	\$14,079	0%	\$14,079	0%
Prop 17: Health and Human Services	\$11,145,000*	\$322,653	3%	\$96,355	1%
Prop 18: Library, Museum and Cultural Arts Facilities	\$13,440,000*	\$14,185	0%	\$9,750	0%
<b>2012 Bond Program</b>	<b>\$306,635,000*</b>	<b>\$6,454,102</b>	<b>2%</b>	<b>\$2,588,547</b>	<b>1%</b>

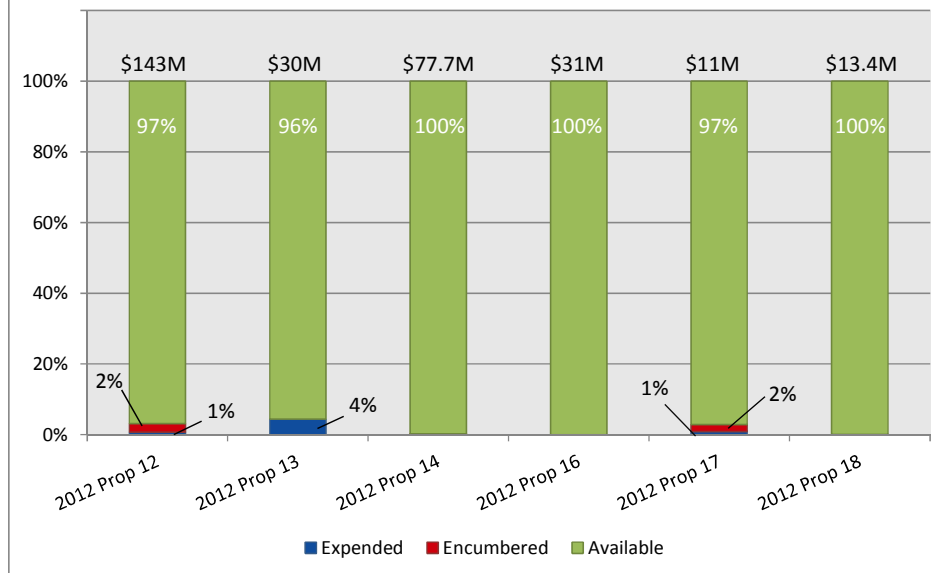
\*Approval of each bond proposition gives the City the authority to sell bonds and spend funds up to the amount approved by voters. However, General Obligation bonds must be sold in \$5,000 increments, necessitating the Budget Office to allocate Prop 12 funds in an amount \$4,000 less than voters approved; Prop 16 by \$4,000 less; Prop 17 by \$3,000 less; and Prop 18 by \$2,000 less.

\*\*Obligated funds are the sum of funds encumbered and expended.

### Program Highlights

- ⇒ All propositions began project delivery activities during FY 13 including encumbering and expending proposition funds.
- During the third quarter, the City began expending 2012 Bond Program funds from propositions 12, 13 and 17. Expenditures increased in each of these propositions in the fourth quarter.
- During the fourth quarter, the City began expending 2012 Bond Program funds from propositions 14, 16 and 18.

Spending Summary - FY13 Q4



## Prop 12: Transportation and Mobility

### Local Area Traffic Management and Intersection Improvements – Group 12B

**Phase:** Bid/Award/Execution

**Budget Estimate:** \$1.4 million

**Bond Funding:** \$500,000, 2012 Bond

Local Area Traffic Management is a request-based program that uses traffic calming devices such as roundabouts, speed humps, speed cushions, curb extensions/bulb-outs and median islands to mitigate speeding and cut-through traffic.



The City uses various tools to reduce traffic and mitigate speeding in neighborhoods.

The 12B group of projects will use 2012 Bond Program funds for the design and installation of traffic calming devices as well as the installation of rain gardens, where possible.

Planned locations for traffic calming include: Battle Bend Boulevard from Suburban Drive to Presidio Road; Felix Drive from Community Drive to Montopolis Drive; Foster Lane from Shoal Creek Boulevard to Great Northern Boulevard; Quicksilver Boulevard from Ashley Way to Vinca Circle; Tillery Street from MLK Boulevard to Manor Road; Topridge Drive from Scotland Well to Spicewood Parkway; Wellington Drive from Rogge Lane to Manor Road; Hillside Terrace Drive from Barstow Avenue to La Puente Drive; Northwestern Avenue from Rosewood Avenue to Webberville Road; Rolling Oaks Trail from Talleyran Drive to Winding Oaks Trail; and West Courtyard Drive from Long Court to Finkle Cove.

### Congress Avenue Streetscape Improvements

**Phase:** Preliminary

**Budget Estimate:** \$2 million

**Bond Funding:** \$2 million, 2012 Bond

The purpose of the project is to do preliminary design and engineering for improvements related to pedestrian, bicycle, automobile and transit mobility on Congress Ave. The City contracted a survey and mapping consultant to provide a Terrestrial 3D Laser scan of Congress Avenue from the Capitol to Riverside Drive. The data collection occurred during August and September with delivery of the survey drawings in early November.

City staff is also gathering data, utility maps, and current and historic planning documents to prepare a matrix of opportunities, risks and relevant street elements. This preparatory work will provide the basis for engineering assessments and the background drawings for design of the improvements.

City staff met with the Downtown Austin Alliance (DAA) regarding its consultant's mid-project findings from stakeholder engagement and interviews with property owners along Congress Avenue. The consultant hopes to align current needs with past visions.

### North Lamar and Burnet Corridor Improvements

**Phase:** Preliminary


**Budget Estimate:** \$15 million

**Bond Funding:** \$15 million, 2012 Bond

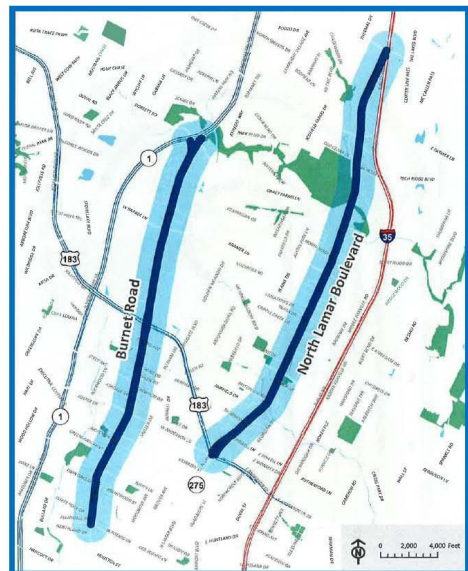
City staff is speaking with neighborhood leaders as well as business owners within the project boundaries to coordinate activities for a public kickoff of the project's scoping and design phase.

The Texas Department of Transportation owns the right-of-way on North Lamar Boulevard in the project area. City staff is coordinating with TxDOT officials to reach

an agreement on potential future right-of-way release and maintenance responsibilities.



Pedestrian and bicyclist safety is one issue on North Lamar Boulevard that was discussed during development of the 2012 Bond Program.



Project limits are still to be determined, but the City is evaluating Burnet Road from Koenig Lane to MoPac and North Lamar Boulevard from US 183 to IH-35.

## Prop 13: Open Space and Watershed Protection

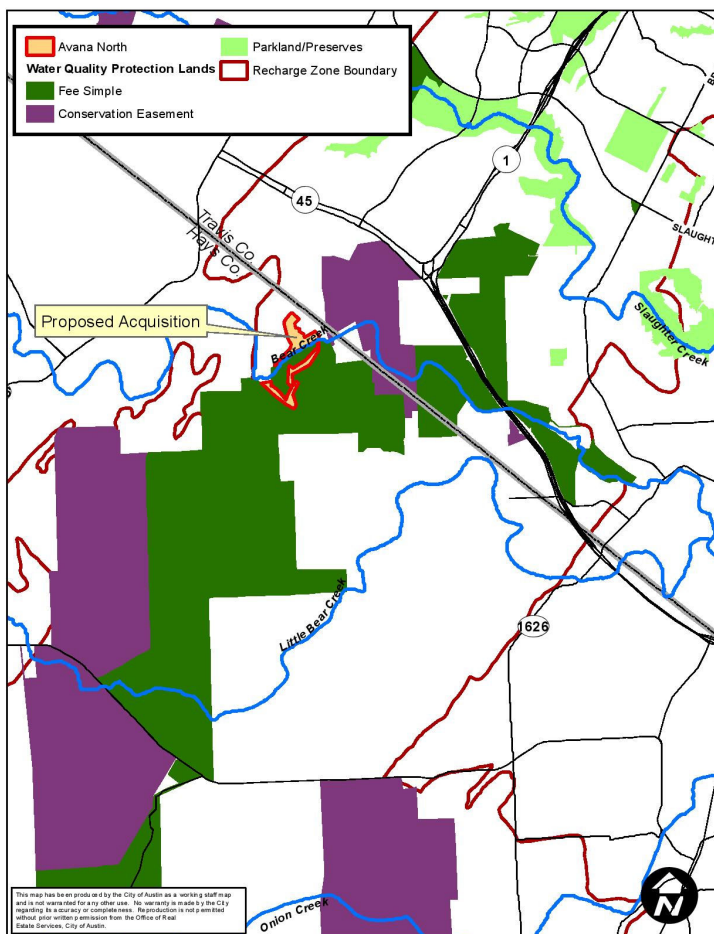
### Avana Open Space Acquisition

**Phase:** Complete

**Budget Estimate:** \$1.35 million

**Bond Funding:** \$1.35 million, 2012 Bond

On May 9, City Council authorized the \$1.35 million purchase of nearly 94 acres. Completed on July 10, the acquisition of this tract represents a significant acquisition in the Barton Springs Recharge Zone for the City's Water Quality Protection Lands Program. The acquisition is located along Bear Creek at Escarpment Boulevard and will protect both sides of Bear Creek for the majority of its frontage along what is known as the Avana Development. The acquisition also resolves an outstanding in holding, or a parcel of land that is within a larger parcel, in the original 611 acres Avana purchase.



The "Proposed Acquisition" identified in the map is the 94 acres that the City closed on July 10, 2013.

## Prop 14: Parks and Recreation

### Cemetery Renovations

**Phase:** Preliminary

**Budget Estimate:** \$2 million

**Bond Funding:** \$2 million, 2012 Bond

Staff plans to allocate \$2 million of Prop 14 funds to cemetery renovations. On May 9, City Council approved the appropriation of the first \$1 million, and staff anticipates the final \$1 million to be appropriated in FY 14.



Austin Memorial Park is one of the cemeteries proposed for improvements.

Improvements are proposed at all of the City-run cemeteries: Oakwood, Oakwood Annex, Austin Memorial Park, Evergreen and Plummers cemeteries.

### Montopolis Community Building

**Phase:** Preliminary

**Budget Estimate:** \$15.5 million

**Bond Funding:** \$15.5 million, 2012 Bond

The City intends to allocate \$15.5 million—\$11.78 million from Prop. 14: Parks and Recreation and \$3.72 million from Prop. 17: Health and Human Services—to design and construct a new Montopolis Community Building.

The preliminary work will initiate public engagement, and a project-specific Request for Qualifications for a design consultant will be issued once the preliminary analysis is complete.

In addition to containing a recreation center, the new facility will house a full-service neighborhood center, a WIC (Women, Infants and Children) clinic and immunization clinic. The neighborhood center services include a food pantry, clothes closet, work force development and other social services.

In aggregate, the City has appropriated \$2.7 million in FY 13 to fund planning, design and permitting of the new facility. The remaining \$12.8 million for construction will likely be appropriated in FY 16.

See Page 15 for an update on the existing Montopolis Recreation Center.



## Prop 14: Parks and Recreation (continued)

### West Enfield Neighborhood Pool

**Phase:** Construction

**Budget Estimate:** \$3.45 million

**Bond Funding:** \$3 million, 2012 Bond; \$449,000, 2006 Bond

On June 20, City Council authorized a \$2.9 million contract for construction of the new West Enfield Neighborhood Pool complex including bathhouses.

West Enfield Neighborhood Pool is located at 2000 Enfield Road. Built in 1934, this 145,000 gallon pool is considered a small neighborhood pool and is used for swim lessons, recreational swimming and by swim teams for lap swimming. The existing complex is one story and is composed of a pool, restroom, storage area and pump facility. The system is in poor condition but is currently functioning as intended. The existing pool shell and equipment facilities will require demolition and replacement. The design of the new facility incorporates community input gathered through a public engagement process.

Construction began in September 2013, and the City anticipates the project to be done by the 2014 swimming season.



A rendering of West Enfield Neighborhood Pool Improvements. Construction began in September 2013.

## Prop 16: Public Safety

### Fire Station – Onion Creek

**Phase:** Preliminary

**Budget Estimate:** \$9.4 million

**Bond Funding:** \$9.4 million, 2012 Bond

To date, City Council has approved the appropriation of \$1.5 million toward a new 9,000-square-foot fire station to serve the Onion Creek area. The City has identified a site and purchase is under way. City staff expects the purchase to be complete by the end of December 2013. The selection process for a consultant team to design the station began in October 2013.

**Prop 17: Health and Human Services**

**Women and Children's Shelter**

**Phase:** Preliminary

**Budget Estimate:** \$3.8 million

**Bond Funding:** \$3.8 million, 2012 Bond

The 2012 Bond Program includes funding for improvements to the Women and Children's Shelter, a 13,300-square-foot facility that provides continuous emergency shelter, basic needs, specialized counseling, childcare and educational services for single women and women with children. The architects have conducted site visits and will provide a recommendation for the potential full and best use for the site. Renovations to the facility will be based on an assessment of facility issues.



The shelter provides continuous emergency shelter, basic needs, specialized counseling, childcare and educational services for single women and women with children.

**Montopolis Community Building**

See Page 8 for update

**Prop 18: Library, Museum and Cultural Arts Facilities**

**Pleasant Hill Branch Library**

**Phase:** Design

**Budget Estimate:** \$1.2 million

**Bond Funding:** \$1.2 million, 2012 Bond

To date, \$368,150 has been appropriated for initial design of the roof replacement and HVAC system. A professional services consultant will be selected from a City rotation list.



The roof of the Pleasant Hill Branch Library is in need of replacement.

**University Hills Branch Library**

**Phase:** Preliminary

**Budget Estimate:** \$1 million

**Bond Funding:** \$1 million, 2012 Bond

To date, \$497,500 has been appropriated for land acquisition, design and construction of additional parking at the University Hills Branch Library.

**Milwood Branch Library**

**Phase:** Preliminary

**Budget Estimate:** \$1.1 million

**Bond Funding:** \$1.1 million, 2012 Bond

To date, \$318,400 has been appropriated for the renovation of Milwood Branch Library, which includes interior and exterior work and the retrofit of a sanitary sewer line. The City will hire a professional services consultant from a City rotation list.

# 2010 Mobility Bond Program



On Nov. 2, 2010, Austin voters approved a \$90 million bond proposition to fund capital improvements in the categories listed below.

## Budget Summary

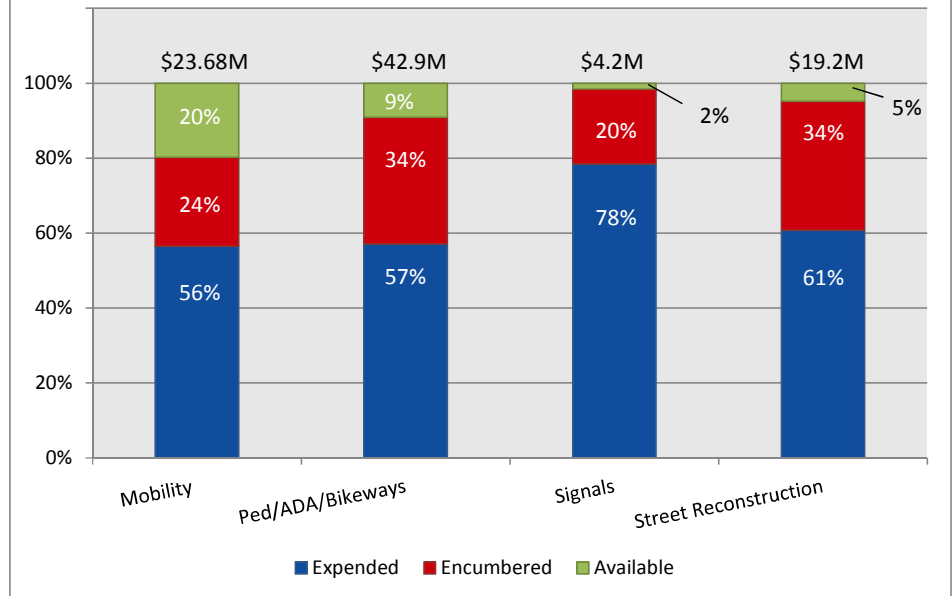
Category	Allocated	Obligated*	% Obligated	Expended	% Expended
Mobility Enhancements	\$23,680,000	\$19,259,885	81%	\$13,666,629	58%
Pedestrian/ADA/Bikeways	\$42,935,000	\$41,701,596	97%	\$27,253,697	63%
Signals	\$4,200,000	\$4,138,292	99%	\$3,309,256	79%
Street Reconstruction	\$19,185,000	\$18,321,667	95%	\$11,684,081	61%
<b>2010 Mobility Bond Program</b>	<b>\$90,000,000</b>	<b>\$83,421,440</b>	<b>93%</b>	<b>\$55,913,662</b>	<b>62%</b>

\*Obligated funds are the sum of funds encumbered and expended.

### Program Highlights

- ⇒ During the fourth quarter, the 2010 Bond Program went from 47% of funds expended to 62%. This is a 15% jump in three months with a total of \$13.2 million expended between July and September 2013.
- ⇒ The Pedestrian/ADA/Bikeways category increased its amount expended by 22% in the fourth quarter, and the Street Reconstruction category expended an additional 14% during the same time period. Combined, these two categories pushed the 2010 Bond Program from 47% expended in the third quarter to 62% in the fourth quarter.

### Spending Summary - FY13 Q4



# 2010 Mobility Bond Program



## Mobility Enhancements

### Pleasant Valley Road from E. Fifth Street to E. Seventh Street

**Phase:** Preliminary only

**Budget Estimate:** To be determined

**Bond Funding:** \$70,000, 2010 Bond

A traffic impact analysis showed that on Pleasant Valley Road from Lakeshore Boulevard to Cesar Chavez Street, the constraint point in all directions is Cesar Chavez Street. Improvements to the Pleasant Valley Road and Cesar Chavez Street intersection that includes



A rendering of the possible enhancements to Longhorn Dam.

modifications to the signal timing and bridge cross section over Longhorn Dam could significantly improve bicycle and pedestrian safety as well as connectivity. Staff will present the concept to the public this fall to receive input.

### Country Club Creek Trail

**Phase:** Design

**Budget Estimate:** \$2.5 million

**Bond Funding:** \$2million, 2012 Bond; \$100,000, 2010 Bond

The project will provide an off-street, multiuse trail along Country Club Creek and will connect Lady Bird Lake to Mabel Davis Park. The survey of the trail is complete and the schematic is finalized.

In May, City Council approved the appropriation of \$650,000 from the 2012 Bond Program to continue to fund design.

## Pedestrian/ADA/Bikeways

### ADA Sidewalk and Ramp Improvements – Group 14

**Phase:** Construction

**Budget Estimate:** \$3.8 million

**Bond Funding:** \$362,970, 2012 Bond; \$700,000, 2010 Bond

Group 14 of the ADA Sidewalk and Ramp Improvements Program includes new sidewalk construction as well as retrofitting existing sidewalks and ramps to bring them into compliance with the Americans with Disabilities Act (ADA). Locations are based on Sidewalk Master Plan priorities.

Construction is under way at multiple locations, including Euclid Avenue (west side), Wilson Street from Cumberland Road to Live Oak Street (west side), Guadalupe Street from 21st to 24th streets, and Pleasant Valley Road and East Riverside Drive.

Group 14 uses funding from the 2010 Mobility Bond funds for sidewalk repair, curb and gutter repair and ADA sidewalk installation/repair.

## Street Reconstruction

### Third Street Reconstruction Phase 2

**Phase:** Bid/Award/Execution

**Budget Estimate:** \$3.68 million

**Bond Funding:** \$394,000 from 2010 Bond, \$14,300 from 2006 Bond and \$2.7 million from 2000 Bond

This project will provide full-depth street reconstruction of East Third Street from Congress Avenue to Brazos Street and San Jacinto Boulevard to Trinity Street. Improvements include



installation of the Lance Armstrong Bikeway, widened sidewalks, street trees and typical Great Streets furnishings, such as benches, bicycle racks and waste receptacles.

Phase 1 of the project included many of the same characteristics that will be part of Phase 2.

The City hired a contractor in September and expects construction to begin in November.

# 2006 Bond Program



On Nov. 7, 2006, Austin voters approved \$567.4 million in bond propositions to fund capital improvements in the categories listed below.

## Budget Summary

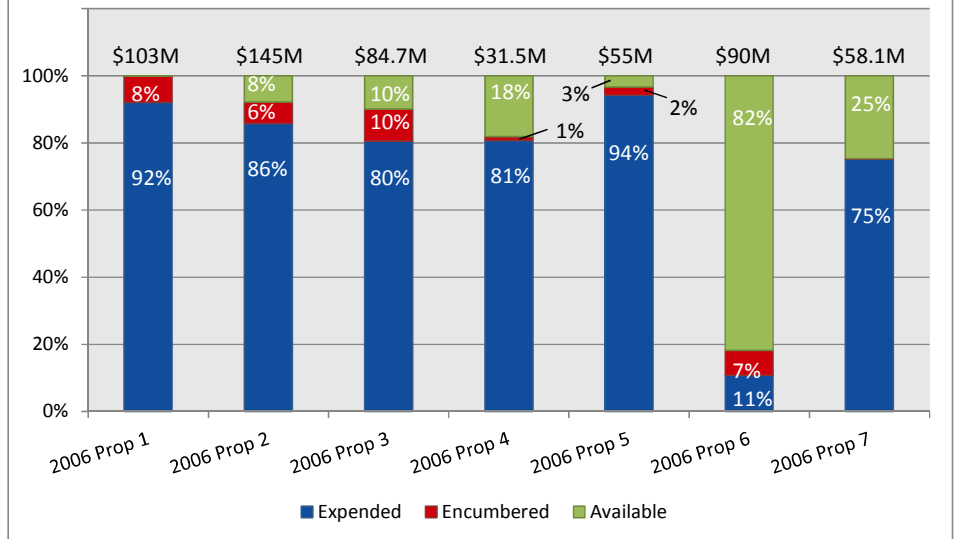
	Allocated	Obligated*	% Obligated	Expended	% Expended
Prop 1: Transportation	\$103,100,000	\$102,928,057	100%	\$94,863,022	92%
Prop 2: Drainage and Open Space	\$145,000,000	\$133,670,997	92%	\$124,379,641	86%
Prop 3: Parks	\$84,700,000	\$76,304,856	90%	\$68,181,323	80%
Prop 4: Community and Cultural Facilities	\$31,500,000	\$25,781,960	82%	\$25,430,487	81%
Prop 5: Affordable Housing	\$55,000,000	\$53,121,826	97%	\$51,831,948	94%
Prop 6: New Central Library	\$90,000,000	\$16,353,152	18%	\$9,726,217	11%
Prop 7: Public Safety Facilities	\$58,100,000	\$43,780,493	75%	\$43,703,359	75%
<b>2006 Bond Program</b>	<b>\$567,400,000</b>	<b>\$451,941,341</b>	<b>80%</b>	<b>\$418,115,996</b>	<b>74%</b>

\*Obligated funds are the sum of funds encumbered and expended.

### Program Highlights

- ⇒ During the fourth quarter, the 2006 Bond Program went from 71% of funds expended to 74% for a total of \$13.7 million expended in three months.
- ⇒ Propositions 1 and 5 are now substantially complete.
- ⇒ During the fourth quarter, the City encumbered an additional 5% or \$5.3 million of Prop 6 funds and expended \$1.1 million.

### Spending Summary - FY13 Q4





**Prop 1: Transportation**

**Bicycle Boulevard**

**Phase:** Construction

**Budget Estimate:** \$1 million

**Bond Funding:** \$210,000, 2010 Bond; \$500,000, 2006 Bond

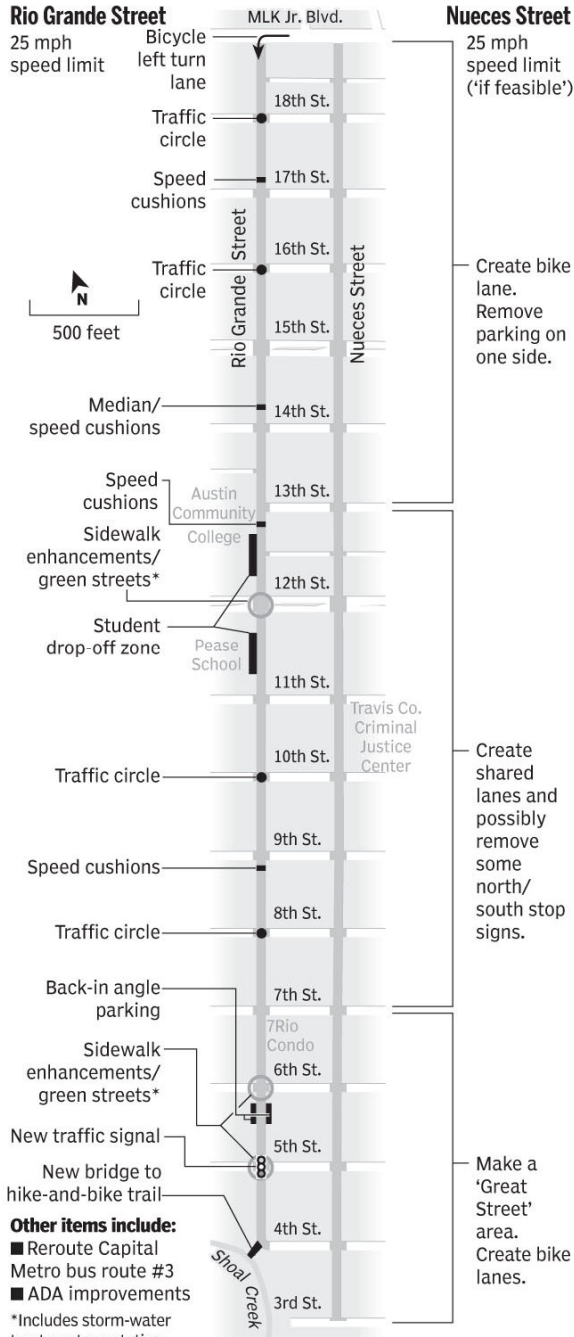
The project is composed of developing a bicycle boulevard from Third Street to MLK Jr. Boulevard, linking downtown Austin with West Campus. The project was originally proposed on Nueces Street but expanded to include Rio Grande Street as well based on stakeholder feedback, investigation of traffic volumes and speeds, and data on economic impact.

Roundabouts on Eighth, 10th and 18th streets are complete. A traffic calming device is scheduled for construction on 12th Street, during the University of Texas' winter break. Sixteenth Street is in the general permit process.

Construction of the bicycle and pedestrian bridge over Shoal Creek at Fourth and Rio Grande streets will begin in spring 2014.

**Proposed Nueces/Rio Grande plan**

The city's bike-friendly recommendations include:



**Street Reconstruction and Utility Adjustment – Group 9**

**Phase:** Construction

**Budget Estimate:** \$3.7 million

**Bond Funding:** \$74,000, 2010 Bond; \$3.2 million, 2006 Bond

The project is composed of reconstruction of residential and collector streets in the University Hills area of Northeast Austin. Collector streets are low- to moderate-capacity roads that move traffic from local streets to arterial roads.

The scope of the project increased to address neighborhood concerns on Burnell Drive, Val Cove, Geneva Circle and Dubuque. The contractor is scheduled to reach substantial completion this fall.

Robert Calzada AMERICAN-STATESMAN

Copyright 2013, Austin American-Statesman; reprinted with permission.



**Prop 2: Drainage and Open Space**

**Boggy Creek – Cherrywood Greenbelt Stream Restoration**

**Status:** Construction  
**Budget Estimate:** \$1.5 million  
**Bond Funding:** \$924,600, 2006 Bond

This project includes 3,000 feet of stream stabilization, construction of two green storm water infrastructure treatment swales and the removal of exposed, abandoned wastewater lines from the creek boom. The main goal for the project is to reduce potential for wastewater leaks into the creek and to remove bacterial contamination from exposed leaking wastewater lines. The project boundaries are in Cherrywood Park along Sycamore Drive from East 38½ Street to Cherrywood Road. The City expects the project to be substantially complete by May 2014.

**Prop 4: Community and Cultural Facilities**

**African American Cultural and Heritage Facility**

**Status:** Post Construction  
**Budget Estimate:** \$4.4 million  
**Bond Funding:** \$1.5 million, 2006 Bond

The capital improvement project is complete and the operations and maintenance phase has begun. The Convention Center Department began operating the facility following the building’s grand opening March 1.

**Prop 3: Parks**

**Montopolis Recreation Center**

**Status:** Construction  
**Budget Estimate:** \$734,000  
**Bond Funding:** \$677,000, 2006 Bond

This project reached substantial completion in June and the center was able to operate summer camp at the facility.

A 2011 professional assessment of the facility concluded that the building should be replaced when funds become available. \$15.5 million from the 2012 Bond Program is intended for a new Montopolis Community Building (see Page 8 for an update). Because the new Montopolis Community Building will take approximately five years for planning, design and construction, the City deemed it appropriate to utilize 2006 Bond Program funding to address near-term needs to keep the existing Montopolis Recreation Center running safely and up to current building code until the new building could be constructed.

The City upgraded the electrical/plumbing/HVAC, made interior renovations, installed a new fire security system, replaced a collapsed sewer line and abated lead paint and asbestos.



The Montopolis Recreation Center.



The basketball court in the Montopolis Recreation Center.



## Prop 5: Affordable Housing

The entire \$55 million approved by voters for affordable housing has been spent or committed to 35 projects. Twenty-six projects have been completed. The remaining nine projects that have been funded by the 2006 Bond Program are expected to be completed during the next two years. The City expects that 2,500 affordable housing units will be created or retained through the 2006 Bond Program.

## Prop 6: New Central Library

**Status:** Construction  
**Budget Estimate:** \$120 million  
**Bond Funding:** \$90 million, 2006 Bond

Following the ground breaking ceremony in May, City staff continued to work with the design team and representatives from the construction manager at risk on the construction documents, which are being finalized. Project contract documents include all building plans, specifications and supporting documents used during construction of the project.

Library Facilities Services staff met in June to initiate the issuance of a Request for Proposals to local restaurateurs for the New Central Library Café lease space.

In June, staff and consultants reviewed the final design of Christian Moeller's Art in Public Places sculpture, "Birds", which will be installed in the New Central Library atrium.



A rendering of the New Central Library. Construction is expected to be complete in September 2016.

While site construction activity is already under way, the City anticipates beginning construction of the building in December. Construction is expected to be complete in September 2016.

Learn more about the New Central Library at [www.library.austintexas.gov/newcentral](http://www.library.austintexas.gov/newcentral).

## Prop 7: Public Safety Facilities

### Municipal Court

**Status:** Preliminary  
**Budget Estimate:** To be determined  
**Bond Funding:** \$23 million, 2006 Bond

This summer City staff held a one-day best practices seminar facilitated by an outside consultant. The seminar provided information and Q&A on court trends; operational needs; incorporating technology in the courtroom and facility; and general site, facility and security needs. The information will be used to update the facilities space plan and design criteria, which will be completed by the end of the year.