

Austin Animal Center







Monthly Report

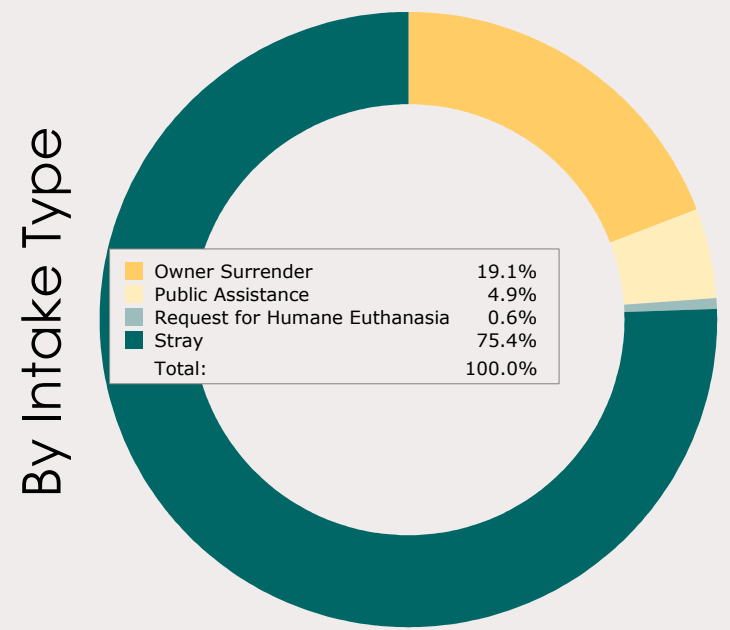
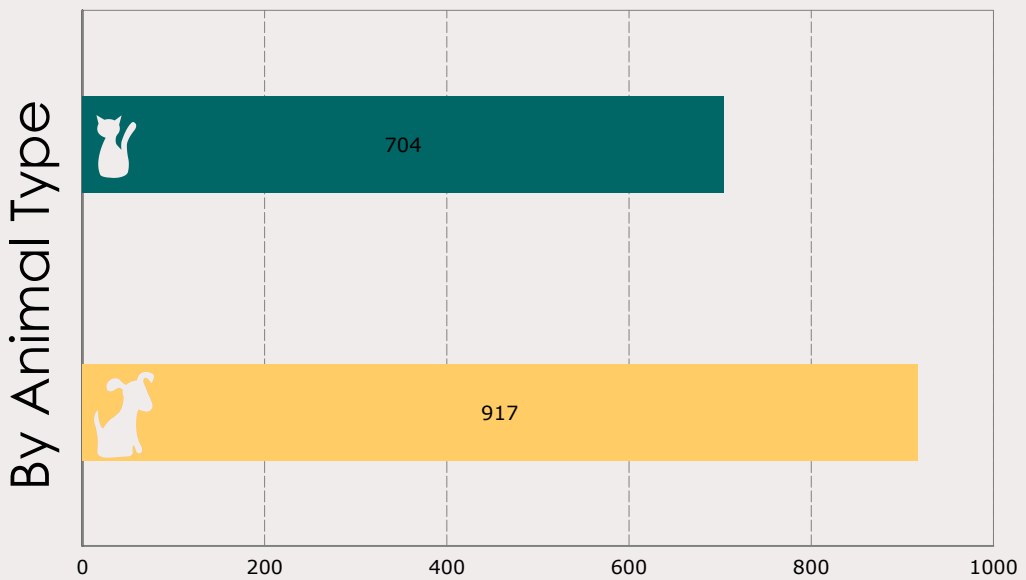
September 2014

City of Austin
Animal Services Office, Austin Animal Center
7201 Levander Loop Bldg A, Austin, TX 78702



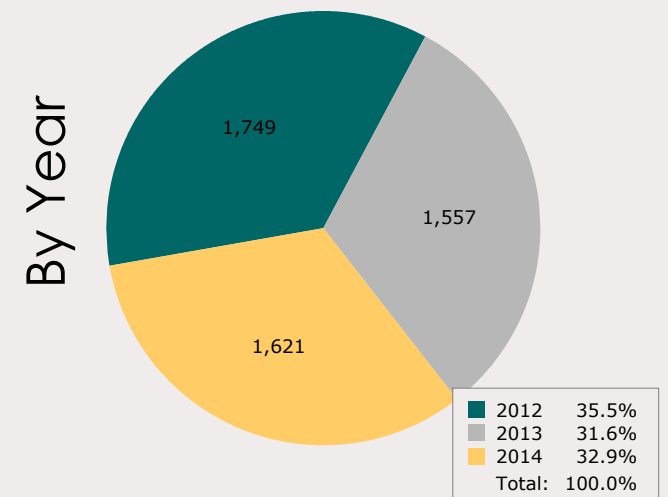
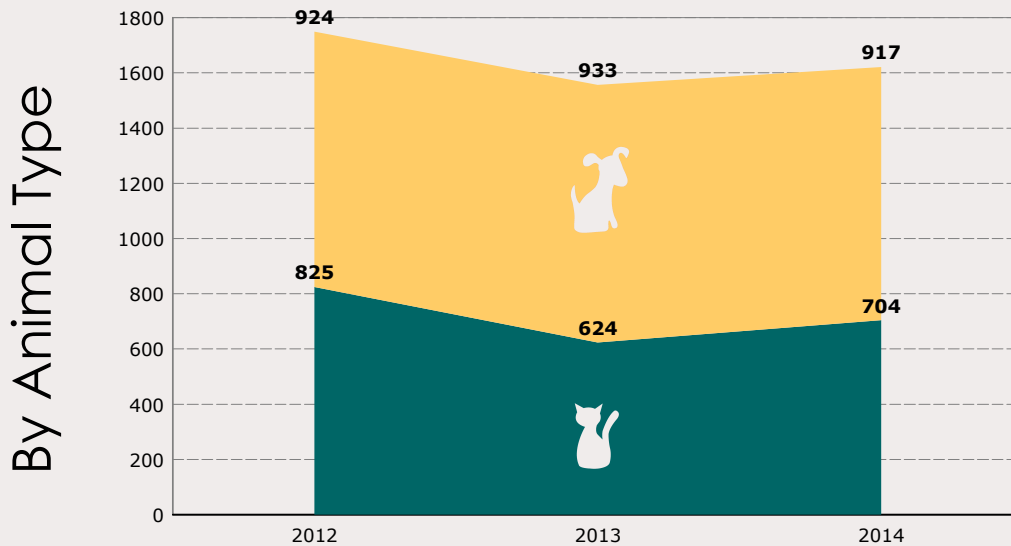
September 2014 Intakes

	 Neonatal Kitten	 Kitten	 Adult Cat	 Neonatal Puppy	 Puppy	 Adult Dog	Total
Neonatal Kitten/Puppy: < 6 weeks old Kitten/Puppy: >= 6 weeks old & < 1 year old Adult Cat/Dog: >= 1 year old							
Owner Surrender	14	52	41	7	73	122	309
Public Assistance	0	4	7	0	4	65	80
Request for Humane Euthanasia	0	0	3	1	0	5	9
Stray	296	185	102	22	172	446	1,223
Total	310	241	153	30	249	638	1,621









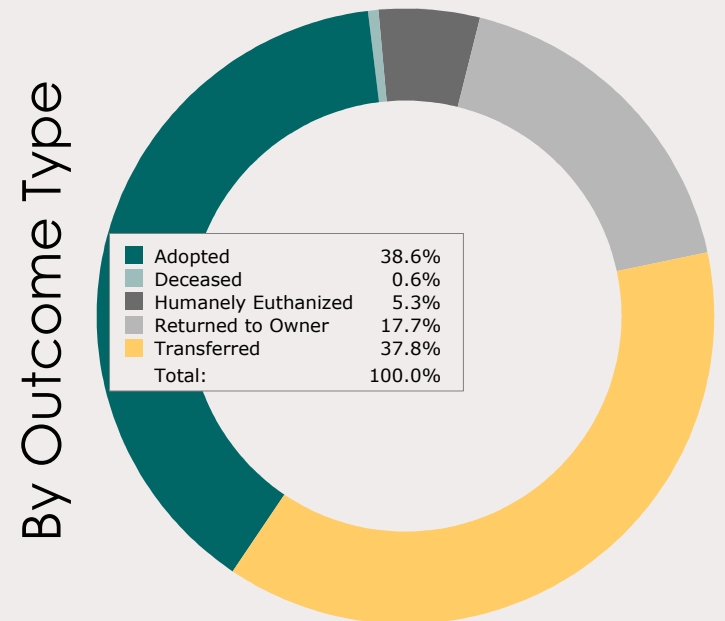
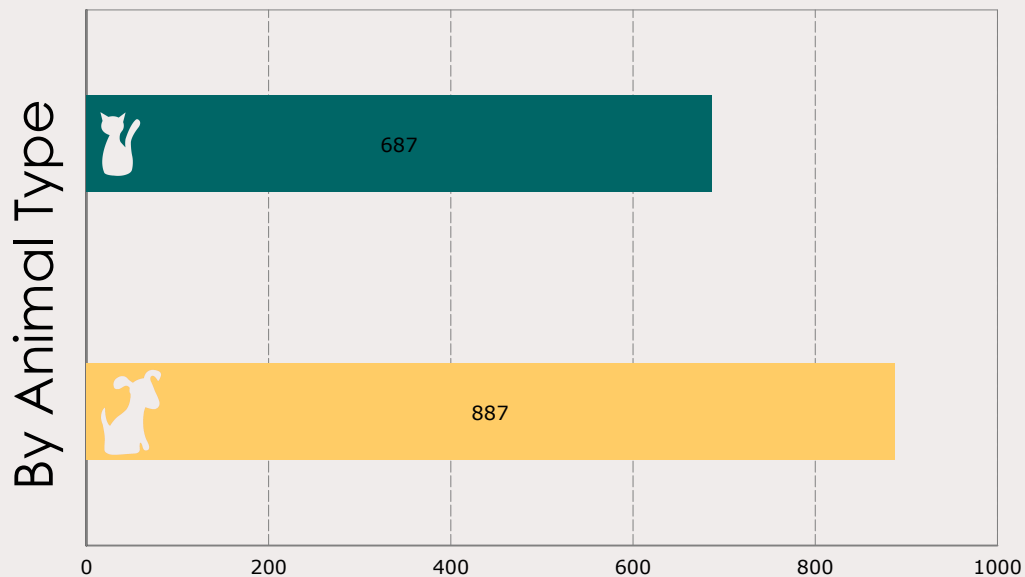
September 2012 to 2014 Intakes

	2012			2013			2014		
	Cats	Dogs	Total	Cats	Dogs	Total	Cats	Dogs	Total
Owner Surrender	235	270	505	124	189	313	107	202	309
Public Assistance	8	71	79	14	89	103	11	69	80
Request for Humane Euthanasia	6	8	14	0	6	6	3	6	9
Stray	576	575	1,151	486	649	1,135	583	640	1,223
Total	825	924	1,749	624	933	1,557	704	917	1,621



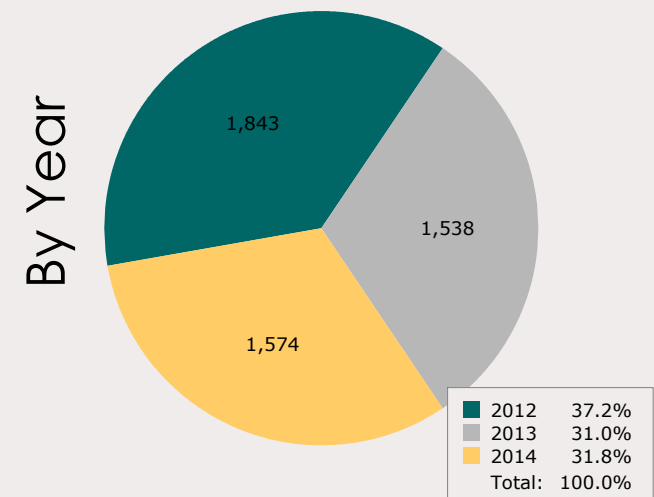
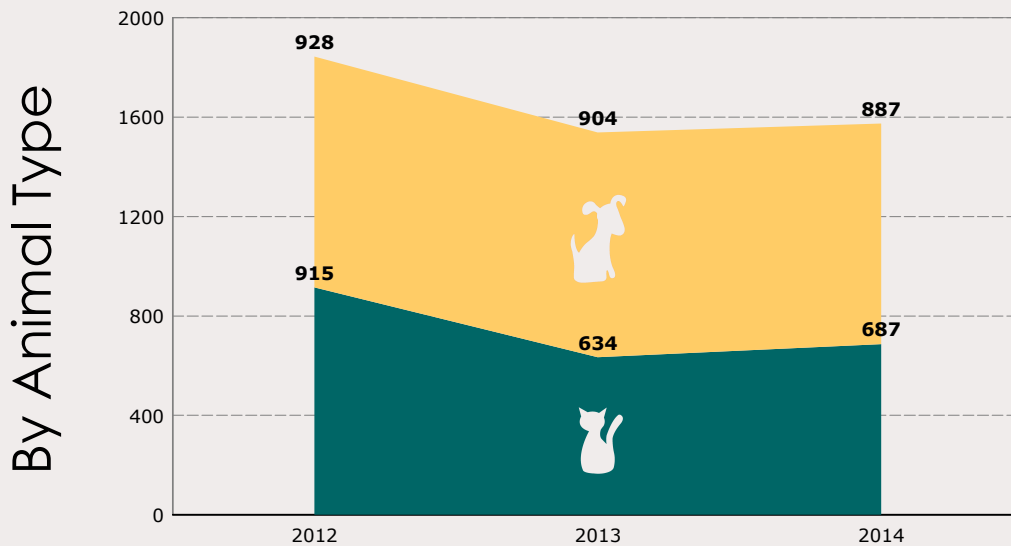
September 2014 Outcomes

							Total
Neonatal Kitten/Puppy: < 6 weeks old Kitten/Puppy: >= 6 weeks old & < 1 year old Adult Cat/Dog: >= 1 year old	Neonatal Kitten	Kitten	Adult Cat	Neonatal Puppy	Puppy	Adult Dog	Total
Adopted	0	184	44	0	148	231	607
Deceased	2	5	1	0	1	0	9
Humanely Euthanized	8	11	19	2	2	42	84
Returned to Owner	0	8	18	0	22	231	279
Transferred	204	101	82	9	92	107	595
Total	214	309	164	11	265	611	1,574



September 2012 to 2014 Outcomes

	2012			2013			2014		
	Cats	Dogs	Total	Cats	Dogs	Total	Cats	Dogs	Total
Adopted	382	403	785	215	317	532	228	379	607
Deceased	7	2	9	4	3	7	8	1	9
Humanely Euthanized	78	58	136	46	68	114	38	46	84
Missing	0	1	1	0	0	0	0	0	0
Returned to Owner	21	214	235	33	259	292	26	253	279
Transferred	427	250	677	336	257	593	387	208	595
Total	915	928	1,843	634	904	1,538	687	887	1,574



September 2012 to 2014 Total Live Outcome Rates

September 2014 Total Live Outcome Rate: **94.6%**

