







Austin Animal Center Monthly Report October 2016

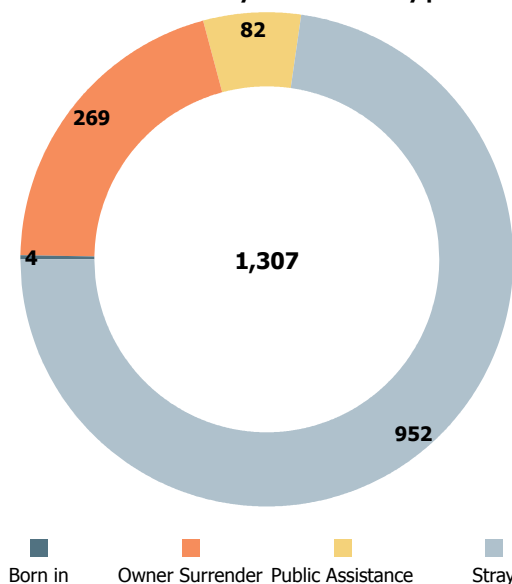


Fiscal Year 2017

Austin Animal Center October 2016 Intakes


	 Neonatal Kitten	 Kitten	 Adult Cat	 Neonatal Puppy	 Puppy	 Adult Dog	Total
Born in	4	0	0	0	0	0	4
Owner Surrender	1	55	59	0	52	102	269
Public Assistance	0	1	8	0	4	69	82
Stray	164	158	119	26	142	343	952
Total	169	214	186	26	198	514	1,307

Intakes by Intake Type





Age Breakdown



Neonatal

  under 6 weeks old

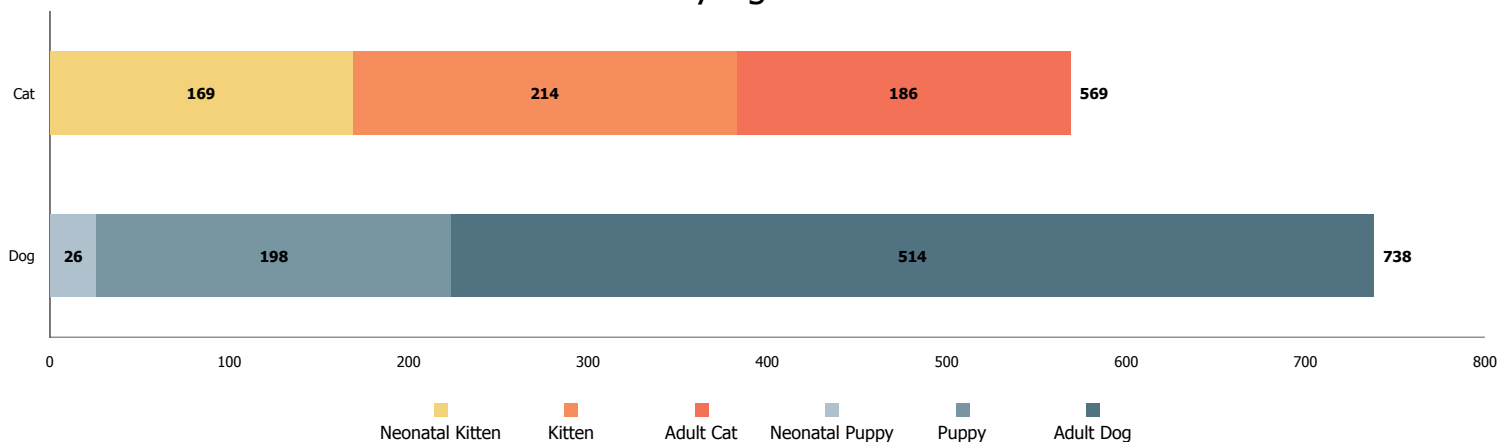
Kitten/Puppy

  6 weeks to under 1 year old


Adult

  at least 1 year old

Intakes by Age Breakdown

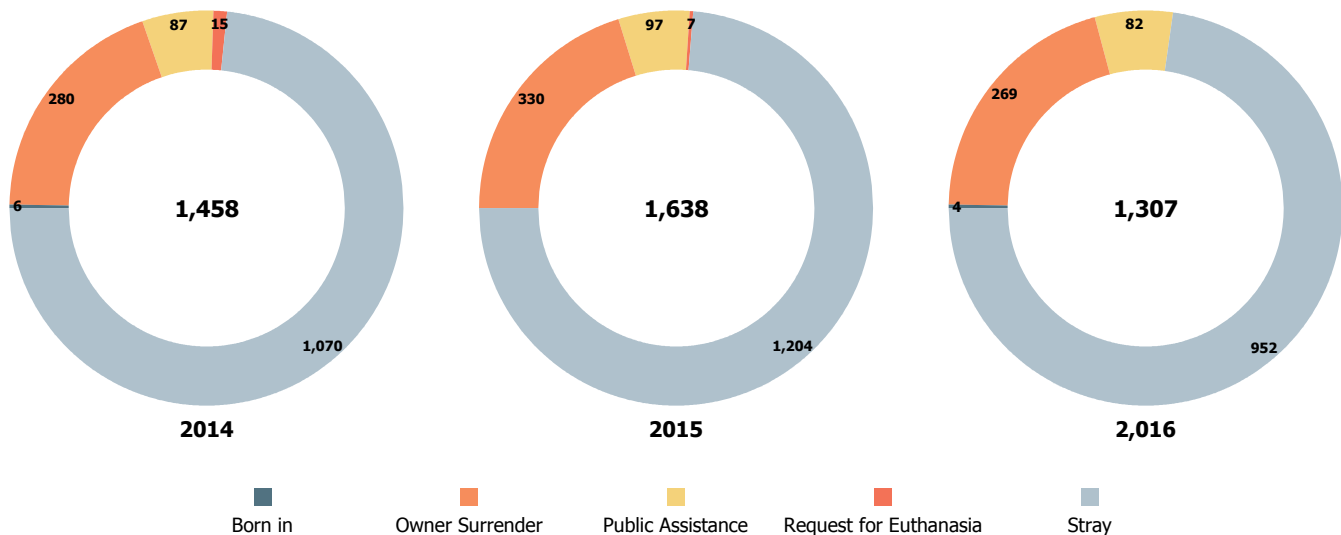


Austin Animal Center October 2014 to 2016 Intakes

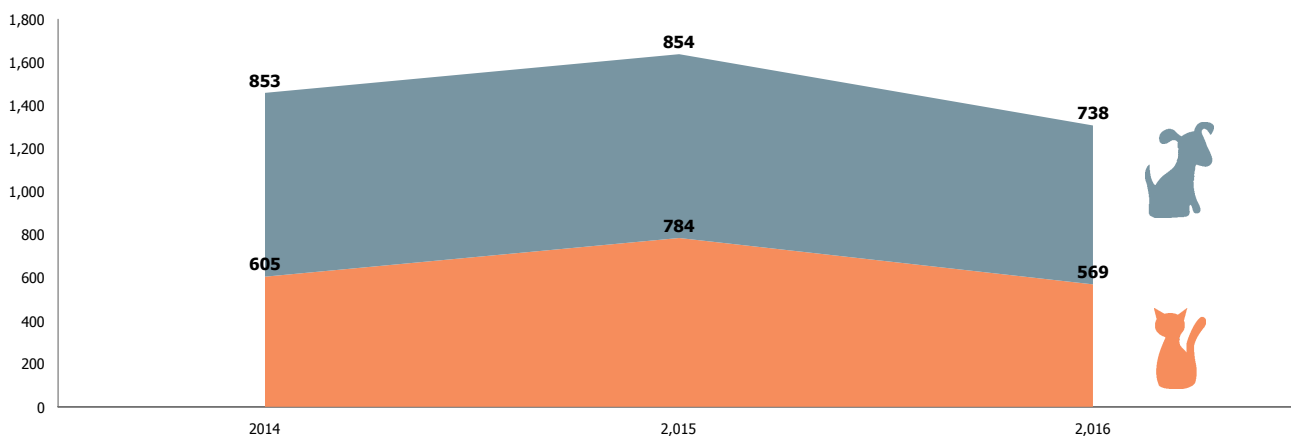


	2014			2015			2016		
	Cat	Dog	Total	Cat	Dog	Total	Cat	Dog	Total
Born in	0	6	6	0	0	0	4	0	4
Owner Surrender	126	154	280	176	154	330	115	154	269
Public Assistance	12	75	87	13	84	97	9	73	82
Request for Euthanasia	3	12	15	2	5	7	0	0	0
Stray	464	606	1,070	593	611	1,204	441	511	952
Total	605	853	1,458	784	854	1,638	569	738	1,307







Yearly October Intakes by Intake Type



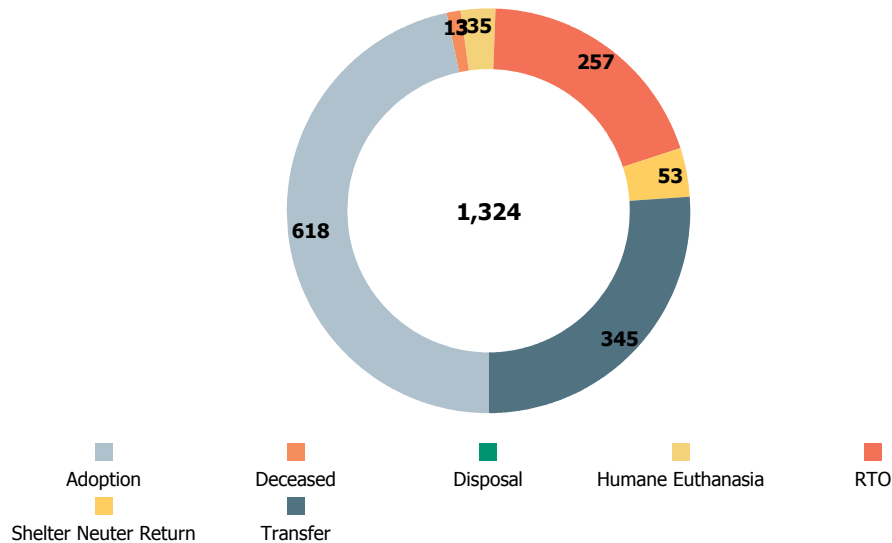
Yearly October Intakes by Animal Type



Austin Animal Center October 2016 Outcomes

	 Neonatal Kitten	 Kitten	 Adult Cat	 Neonatal Puppy	 Puppy	 Adult Dog	Total
Adoption	1	178	50	0	134	255	618
Deceased	2	3	2	0	2	4	13
Disposal	0	0	2	0	0	1	3
Humane Euthanasia	3	7	14	1	2	8	35
RTO	0	2	36	0	27	192	257
Shelter Neuter Return	0	20	33	0	0	0	53
Transfer	101	58	46	8	54	78	345
Total	107	268	183	9	219	538	1,324

Outcomes by Outcome Type





Age Breakdown


Neonatal

  under 6 weeks old

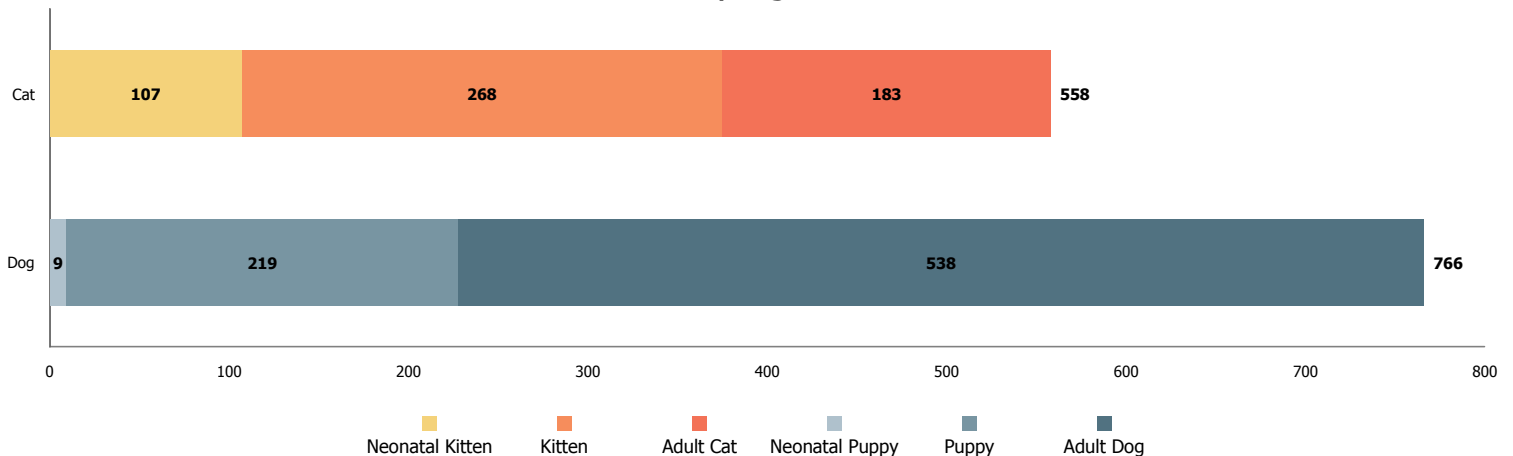
Kitten/Puppy

  6 weeks to under 1 year old

Adult

  at least 1 year old

Outcomes by Age Breakdown

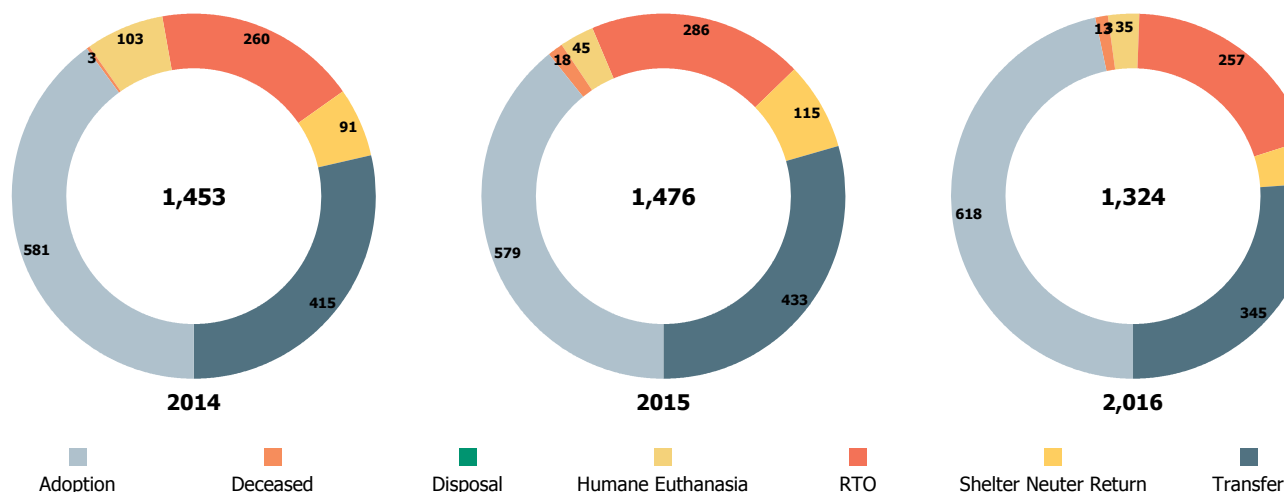


Austin Animal Center October 2014 to 2016 Outcomes

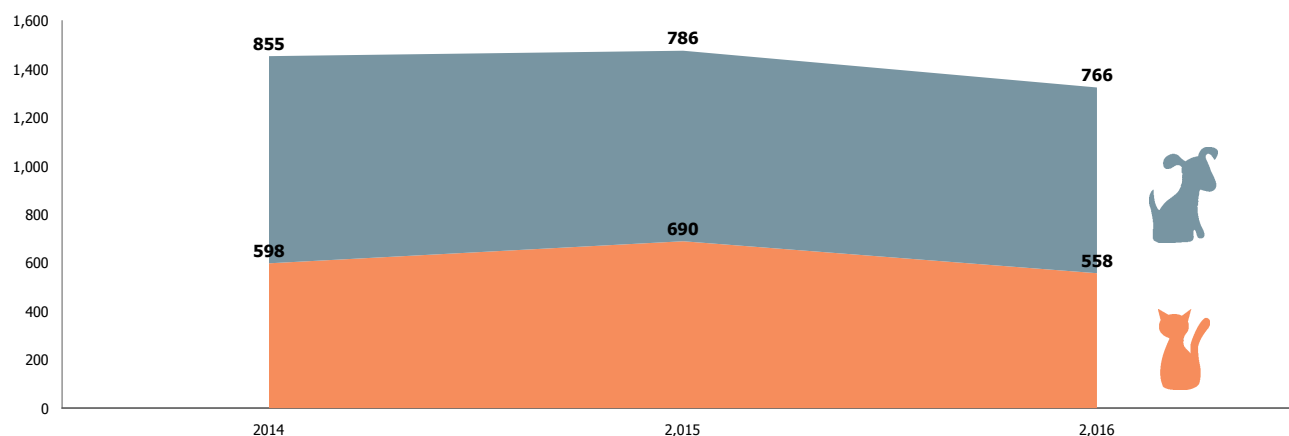


	2014			2015			2016		
	Cat	Dog	Total	Cat	Dog	Total	Cat	Dog	Total
Adoption	227	354	581	241	338	579	229	389	618
Deceased	3	0	3	17	1	18	7	6	13
Disposal	0	0	0	0	0	0	2	1	3
Humane Euthanasia	38	65	103	29	16	45	24	11	35
RTO	29	231	260	29	257	286	38	219	257
Shelter Neuter Return	91	0	91	115	0	115	53	0	53
Transfer	210	205	415	259	174	433	205	140	345
Total	598	855	1,453	690	786	1,476	558	766	1,324

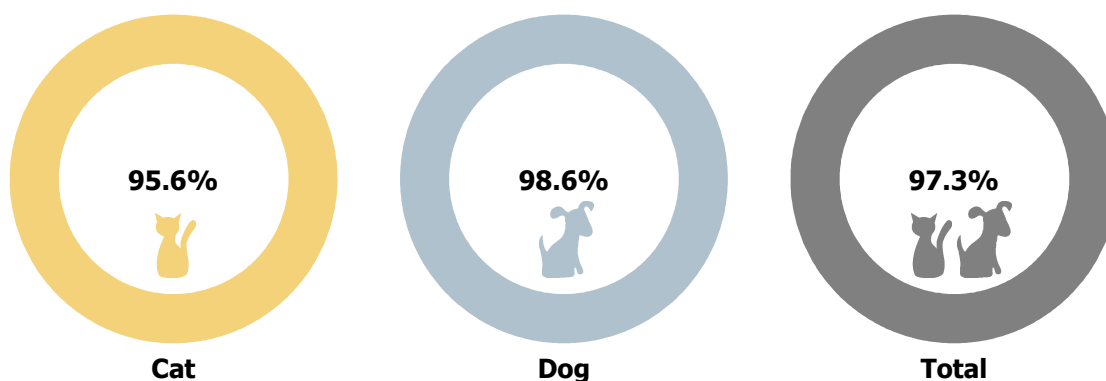
Yearly October Outcomes by Outcome Type



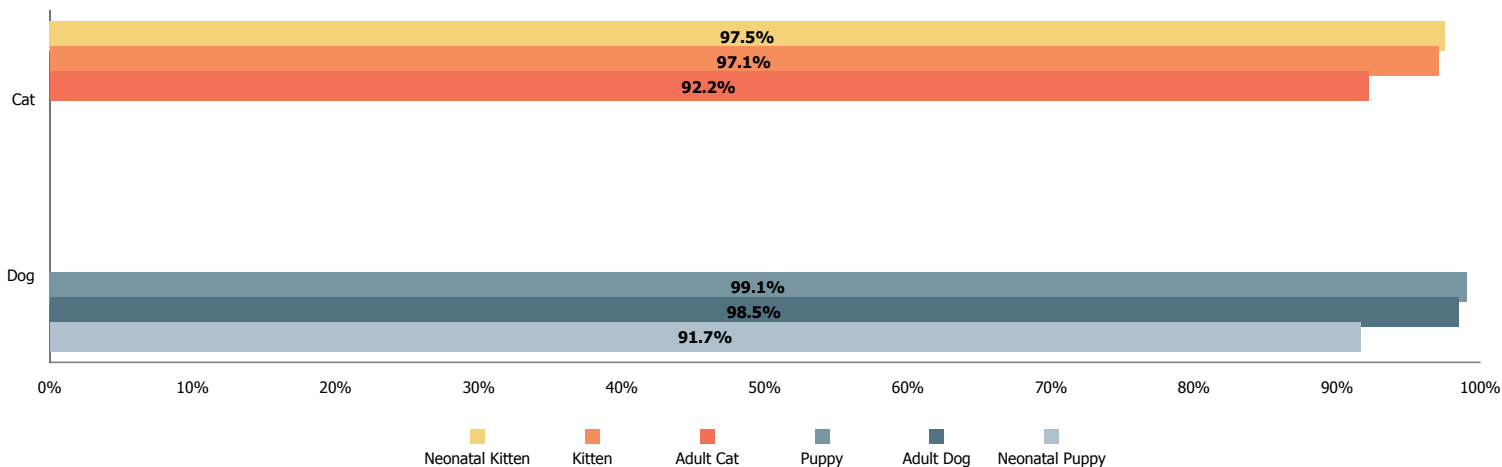
Yearly October Outcomes by Animal Type



Total Live Release Rates



Live Release Rates by Age Breakdown



Yearly October Live Release Rates Compared

