







Austin Animal Center Monthly Report June 2016

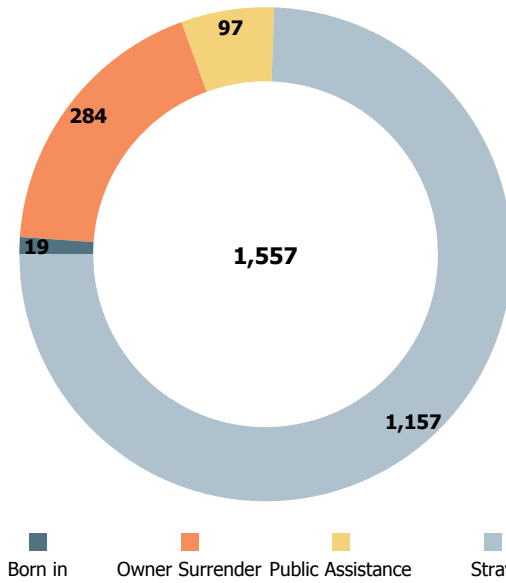


Fiscal Year 2016

Austin Animal Center June 2016 Intakes

	 Neonatal Kitten	 Kitten	 Adult Cat	 Neonatal Puppy	 Puppy	 Adult Dog	Total
Born in	0	0	0	19	0	0	19
Owner Surrender	15	59	48	7	39	116	284
Public Assistance	5	3	16	9	5	59	97
Stray	209	232	116	18	165	417	1,157
Total	229	294	180	53	209	592	1,557

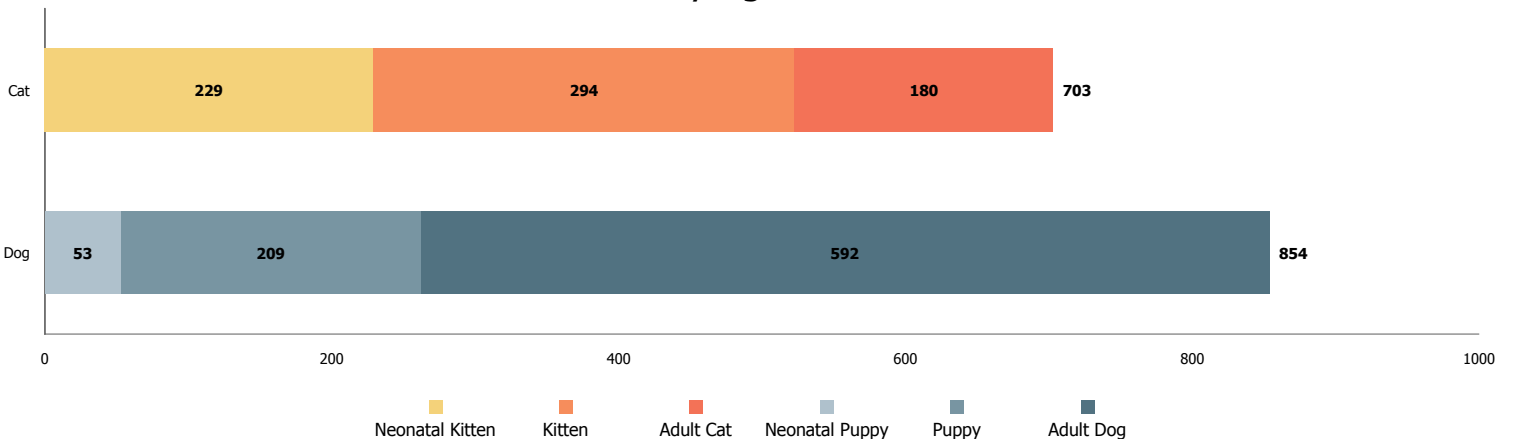
Intakes by Intake Type



Age Breakdown

- Neonatal**
  under 6 weeks old
- Kitten/Puppy**
  6 weeks to under 1 year old
- Adult**
  at least 1 year old

Intakes by Age Breakdown

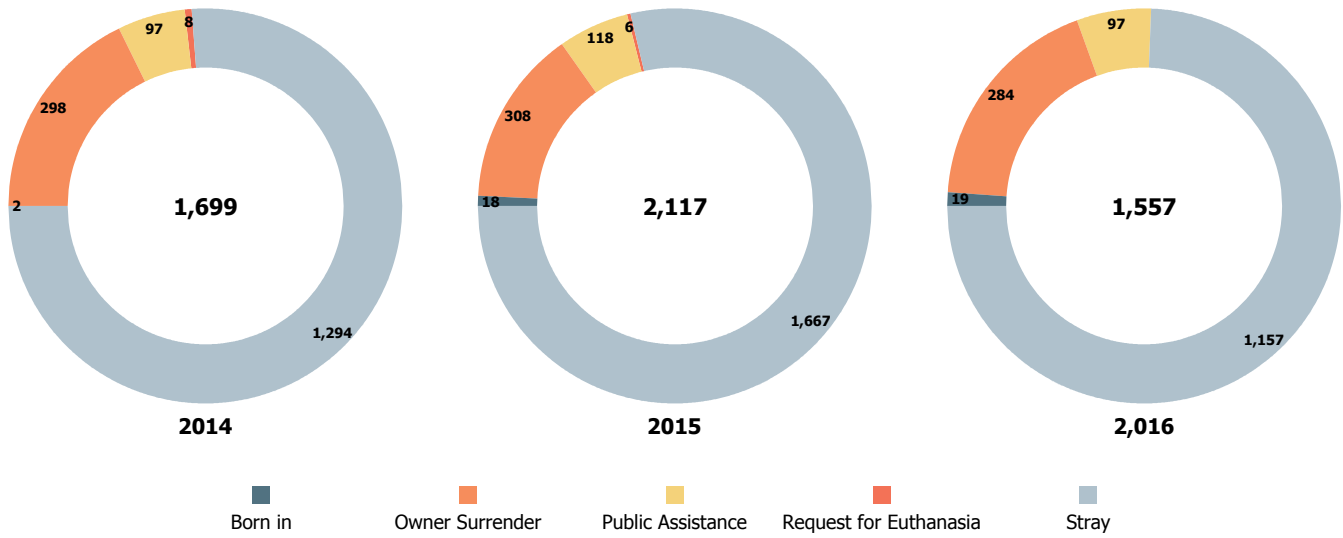


Austin Animal Center June 2014 to 2016 Intakes

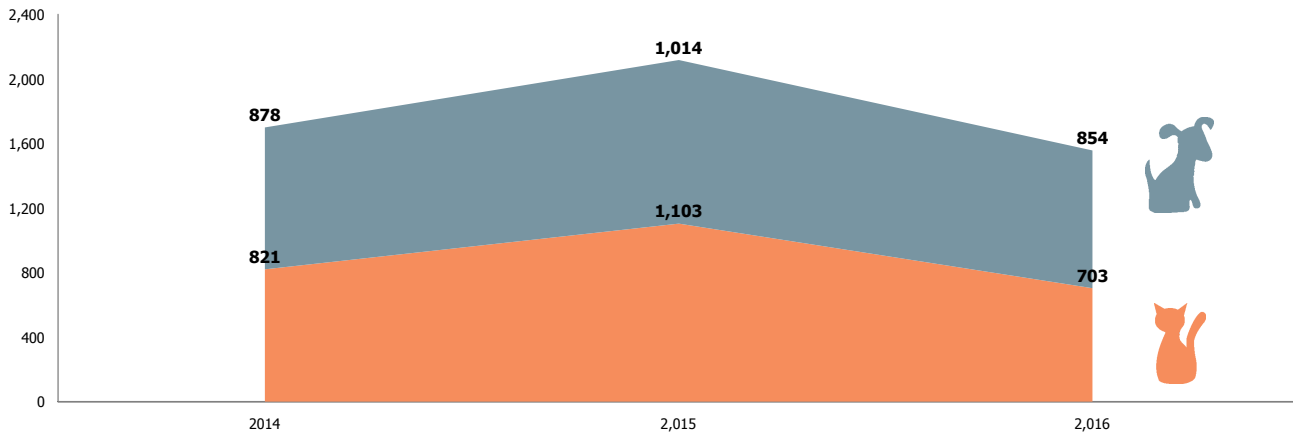


	2014			2015			2016		
	Cat	Dog	Total	Cat	Dog	Total	Cat	Dog	Total
Born in	0	2	2	4	14	18	0	19	19
Owner Surrender	131	167	298	121	187	308	122	162	284
Public Assistance	18	79	97	15	103	118	24	73	97
Request for Euthanasia	3	5	8	1	5	6	0	0	0
Stray	669	625	1,294	962	705	1,667	557	600	1,157
Total	821	878	1,699	1,103	1,014	2,117	703	854	1,557

Yearly June Intakes by Intake Type



Yearly June Intakes by Animal Type

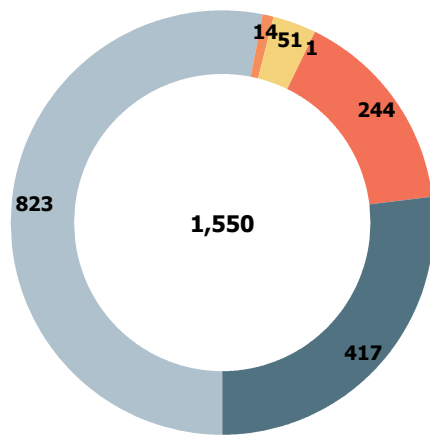


Austin Animal Center June 2016 Outcomes



	Neonatal Kitten	Kitten	Adult Cat	Neonatal Puppy	Puppy	Adult Dog	Total
Adoption	0	275	104	0	184	260	823
Deceased	4	4	1	4	0	1	14
Humane Euthanasia	7	11	13	1	6	13	51
Missing	0	1	0	0	0	0	1
RTO	4	3	24	9	24	180	244
Transfer	99	62	100	32	40	84	417
Total	114	356	242	46	254	538	1,550

Outcomes by Outcome Type



Age Breakdown

Neonatal

under 6 weeks old

Kitten/Puppy

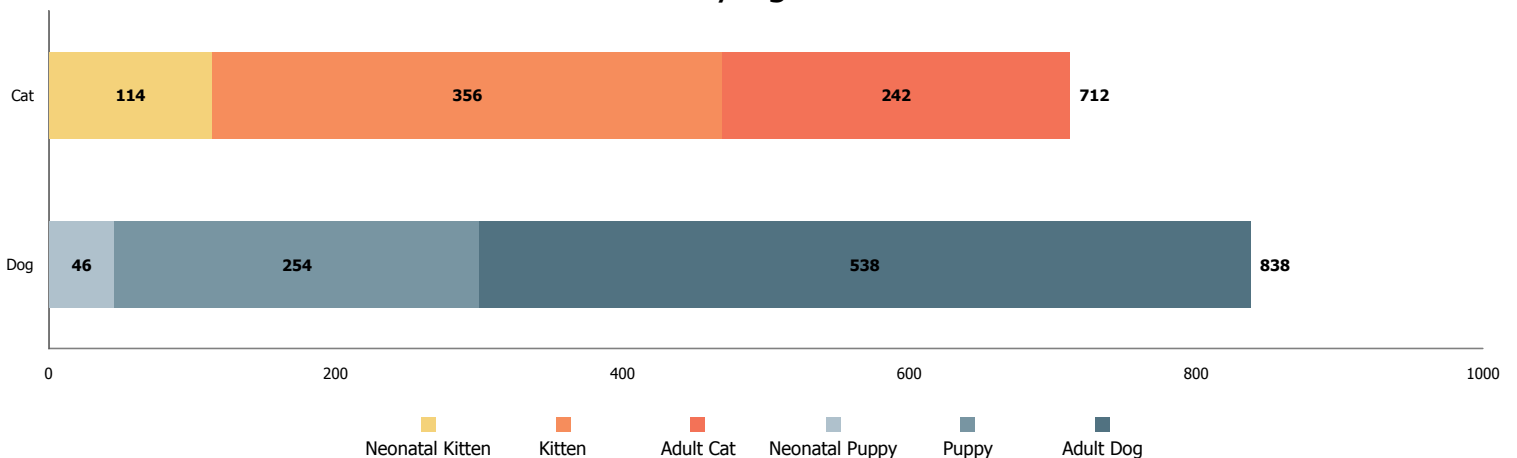
6 weeks to under 1 year old

Adult

at least 1 year old



Outcomes by Age Breakdown

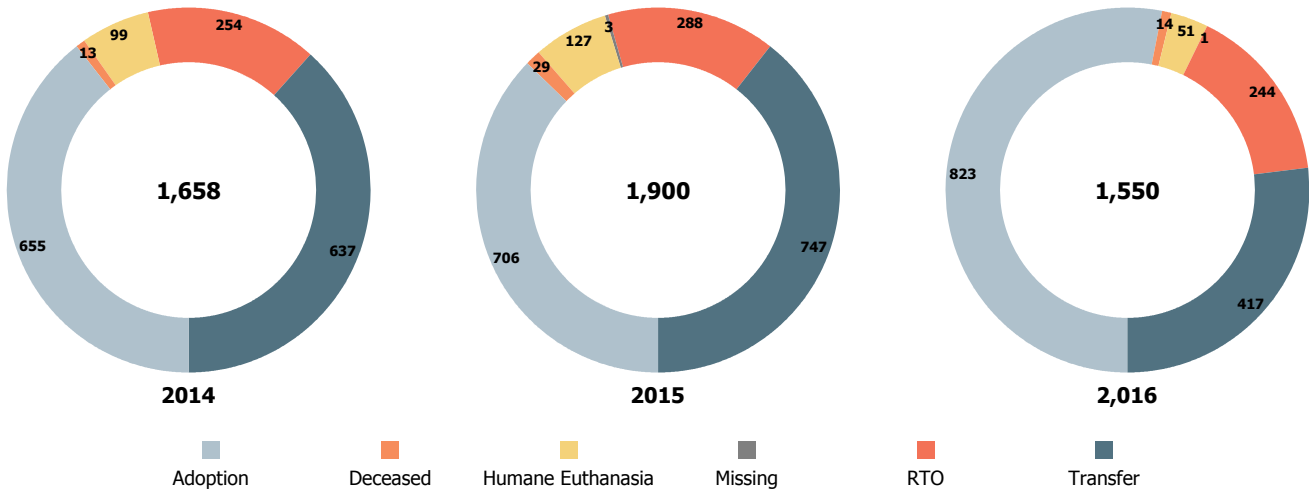


Austin Animal Center June 2014 to 2016 Outcomes

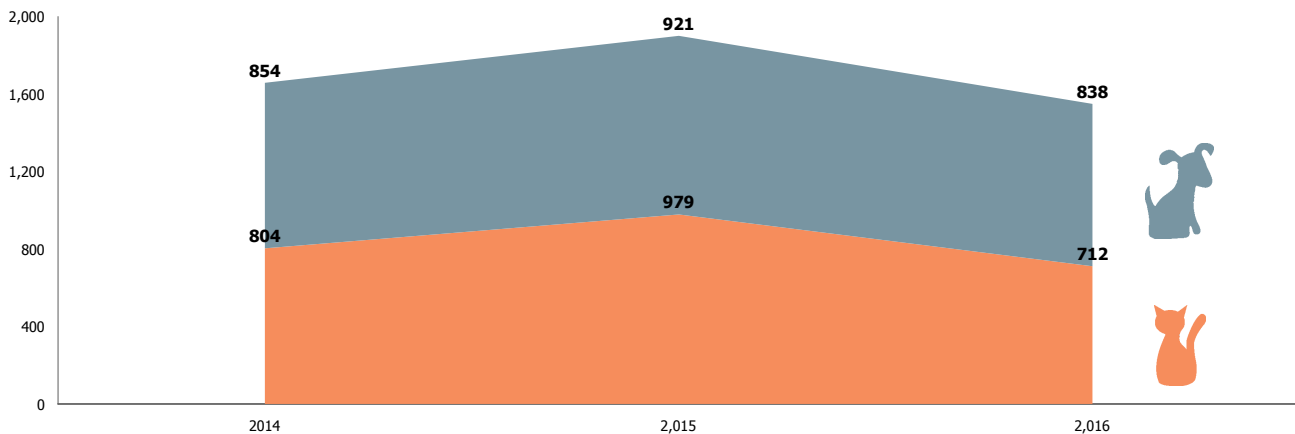


	2014			2015			2016		
	Cat	Dog	Total	Cat	Dog	Total	Cat	Dog	Total
Adoption	301	354	655	316	390	706	379	444	823
Deceased	11	2	13	25	4	29	9	5	14
Humane Euthanasia	49	50	99	83	44	127	31	20	51
Missing	0	0	0	0	3	3	1	0	1
RTO	29	225	254	26	262	288	31	213	244
Transfer	414	223	637	529	218	747	261	156	417
Total	804	854	1,658	979	921	1,900	712	838	1,550

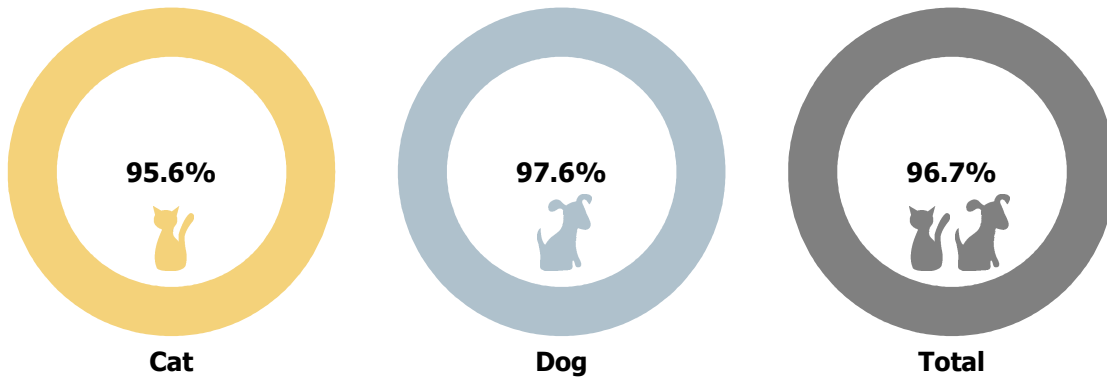
Yearly June Outcomes by Outcome Type



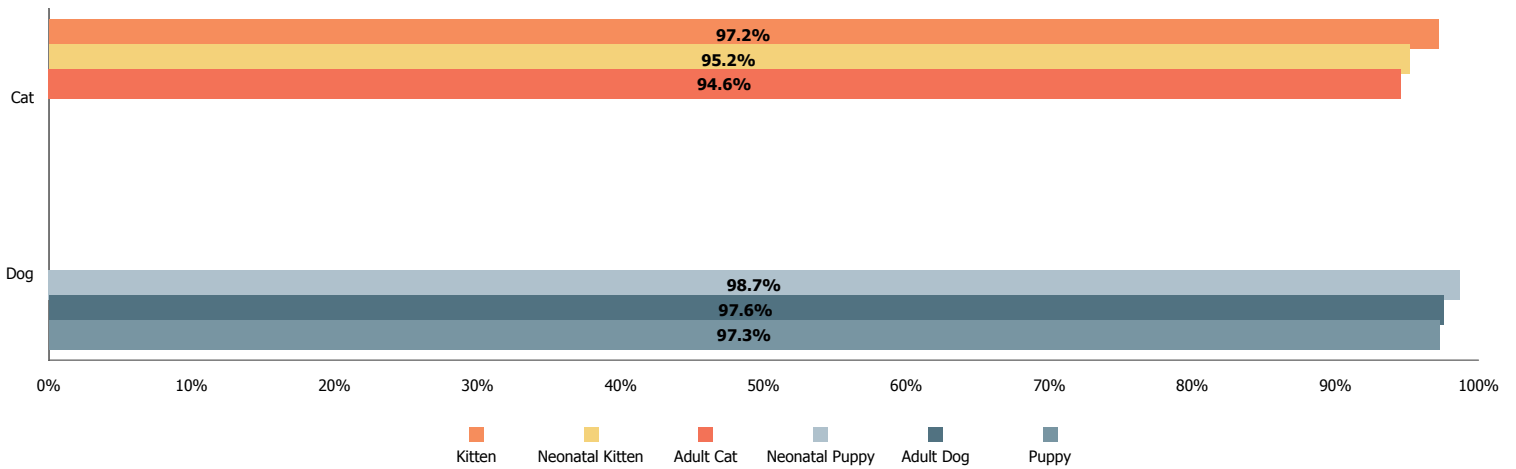
Yearly June Outcomes by Animal Type



Total Live Release Rates



Live Release Rates by Age Breakdown



Yearly June Live Release Rates Compared

