

Austin Animal Center







Monthly Report

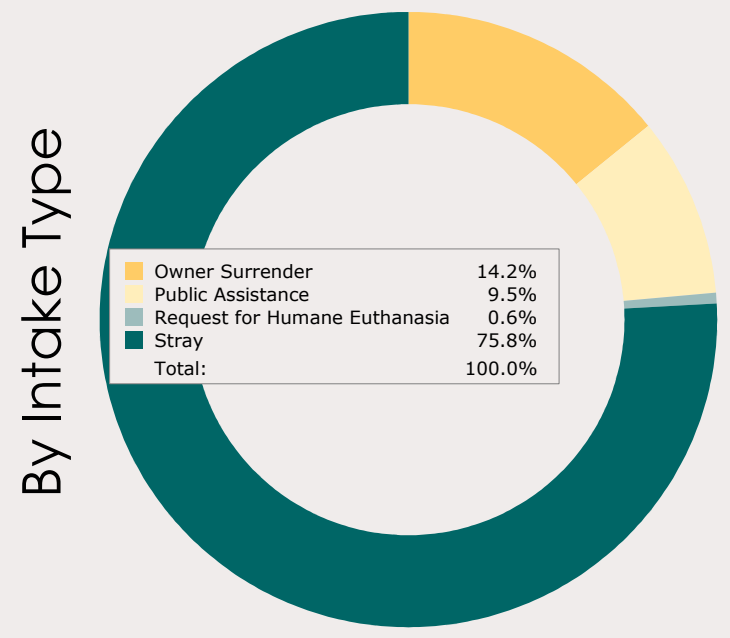
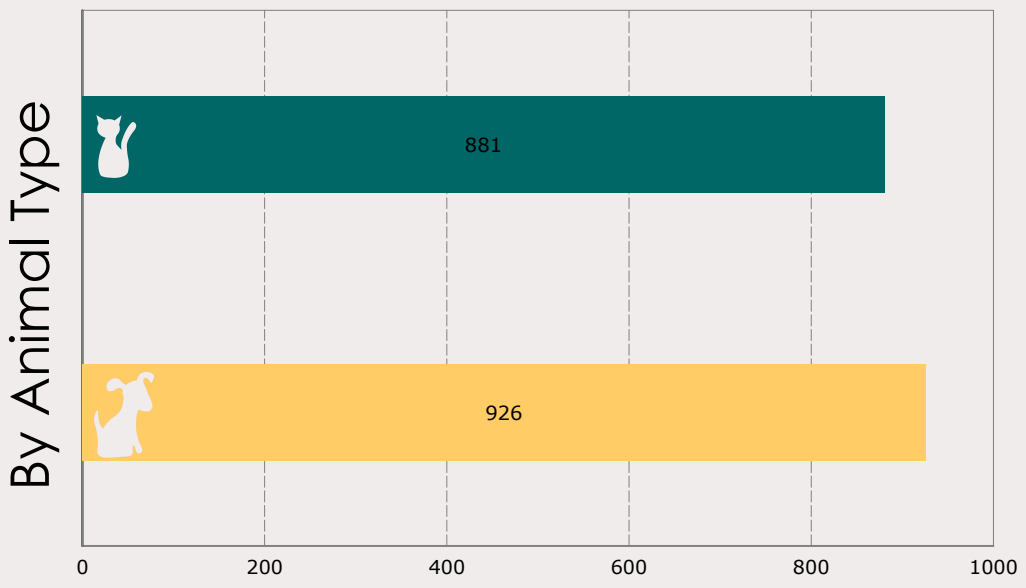
July 2014

City of Austin
Animal Services Office, Austin Animal Center
7201 Levander Loop Bldg A, Austin, TX 78702



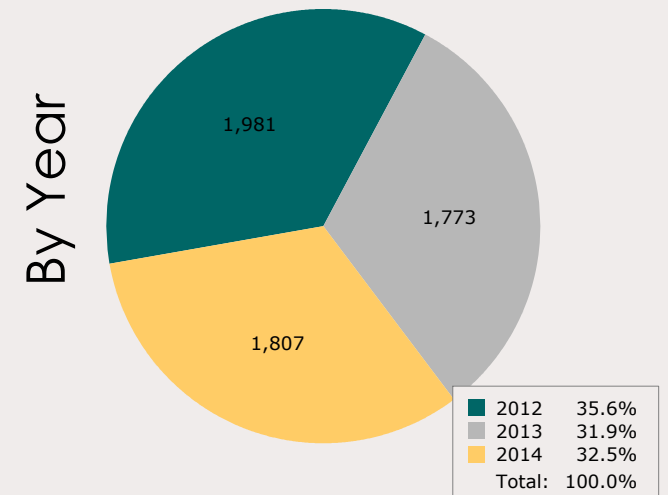
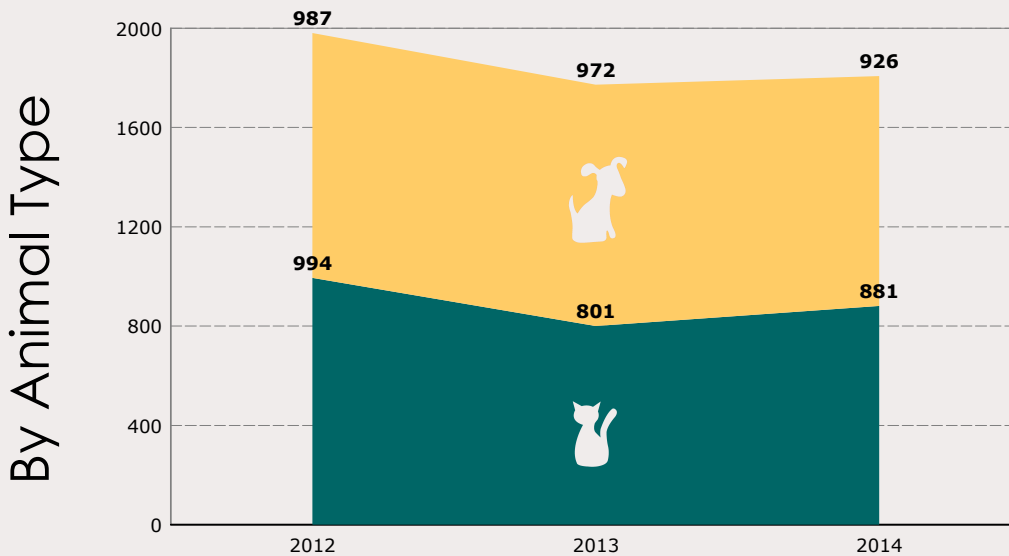
July 2014 Intakes

	 Neonatal Kitten	 Kitten	 Adult Cat	 Neonatal Puppy	 Puppy	 Adult Dog	Total
Neonatal Kitten/Puppy: < 6 weeks old Kitten/Puppy: >= 6 weeks old & < 1 year old Adult Cat/Dog: >= 1 year old							
Owner Surrender	1	43	55	7	47	103	256
Public Assistance	16	9	59	4	7	76	171
Request for Humane Euthanasia	0	0	3	0	0	8	11
Stray	269	269	157	20	210	444	1,369
Total	286	321	274	31	264	631	1,807









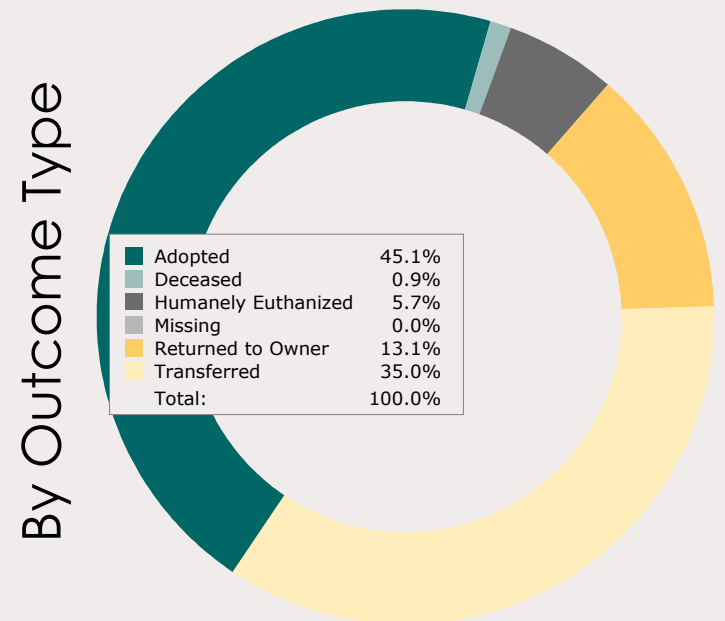
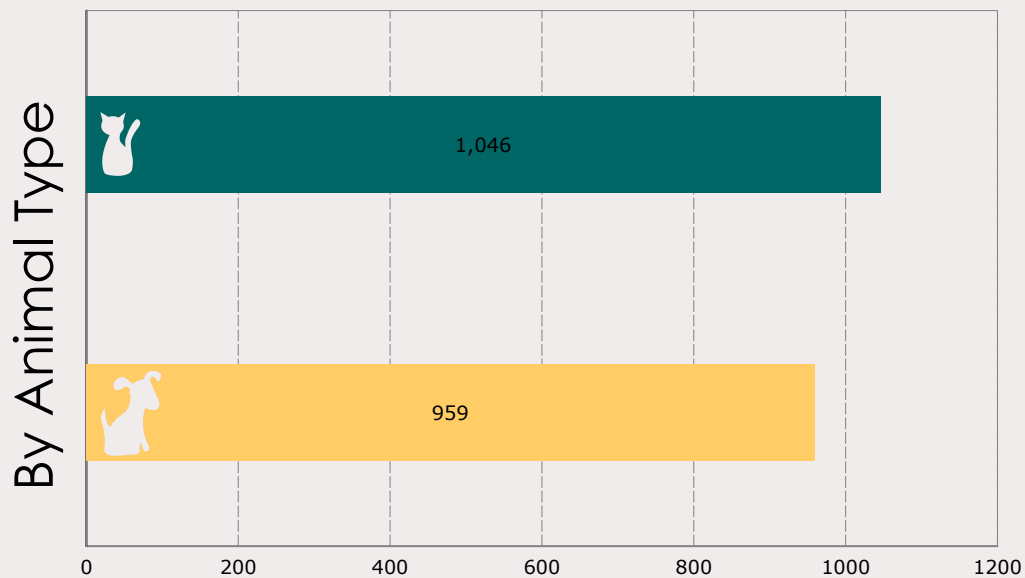
July 2012 to 2014 Intakes

	2012			2013			2014		
	Cats	Dogs	Total	Cats	Dogs	Total	Cats	Dogs	Total
Owner Surrender	313	248	561	192	213	405	99	157	256
Public Assistance	9	67	76	8	78	86	84	87	171
Request for Humane Euthanasia	1	4	5	0	2	2	3	8	11
Stray	671	668	1,339	601	679	1,280	695	674	1,369
Total	994	987	1,981	801	972	1,773	881	926	1,807



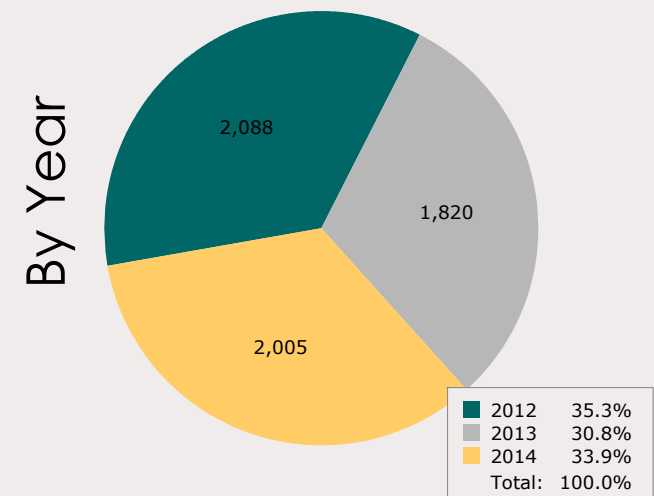
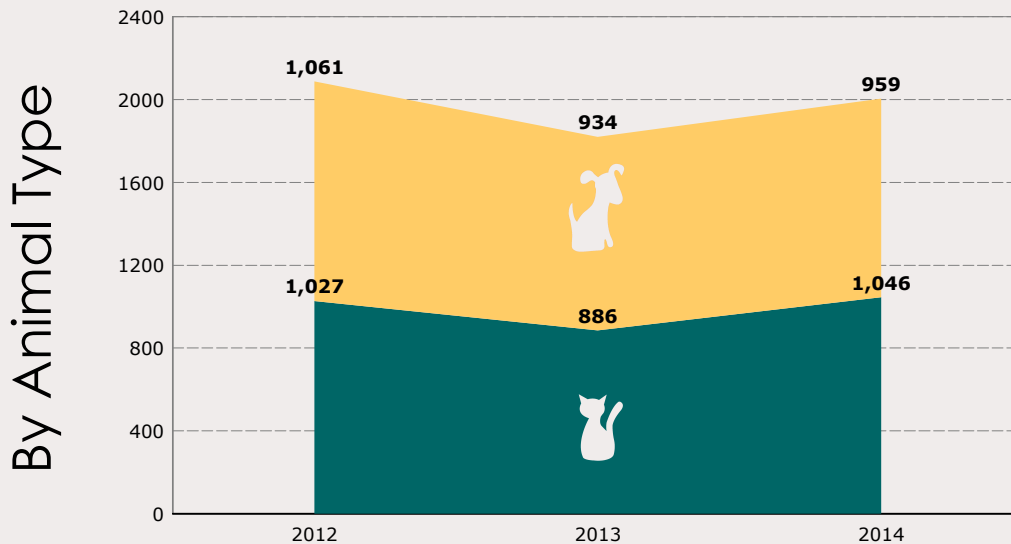
July 2014 Outcomes

							Total
Neonatal Kitten/Puppy: < 6 weeks old Kitten/Puppy: >= 6 weeks old & < 1 year old Adult Cat/Dog: >= 1 year old	Neonatal Kitten	Kitten	Adult Cat	Neonatal Puppy	Puppy	Adult Dog	
Adopted	0	393	66	0	169	277	905
Deceased	8	8	1	1	0	1	19
Humanely Euthanized	8	16	24	1	10	56	115
Missing	0	1	0	0	0	0	1
Returned to Owner	1	2	17	4	24	215	263
Transferred	175	157	169	20	69	112	702
Total	192	577	277	26	272	661	2,005



July 2012 to 2014 Outcomes

	2012			2013			2014		
	Cats	Dogs	Total	Cats	Dogs	Total	Cats	Dogs	Total
Adopted	334	414	748	401	388	789	459	446	905
Deceased	14	5	19	8	1	9	17	2	19
Humanely Euthanized	63	67	130	52	49	101	48	67	115
Missing	0	0	0	1	1	2	1	0	1
Returned to Owner	36	252	288	31	259	290	20	243	263
Transferred	580	323	903	393	236	629	501	201	702
Total	1,027	1,061	2,088	886	934	1,820	1,046	959	2,005



July 2012 to 2014 Total Live Outcome Rates

July 2014 Total Live Outcome Rate: **94.2%**

