

Austin Animal Center Monthly Report July 2016



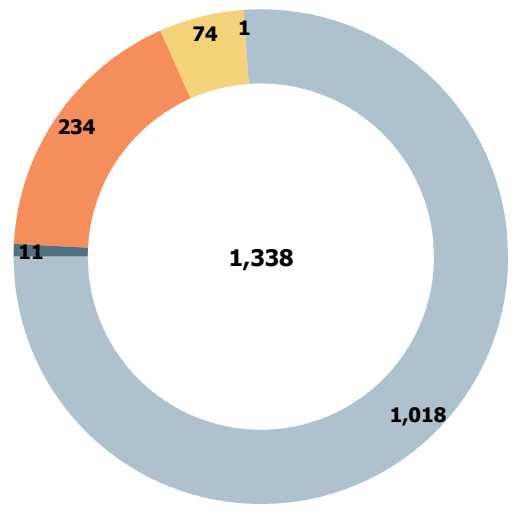
Fiscal Year 2016

Austin Animal Center July 2016 Intakes



	Neonatal Kitten	Kitten	Adult Cat	Neonatal Puppy	Puppy	Adult Dog	Total
Born in	2	0	0	9	0	0	11
Owner Surrender	0	65	40	3	22	104	234
Public Assistance	4	0	8	0	3	59	74
Request for Euthanasia	0	0	1	0	0	0	1
Stray	165	170	118	19	163	383	1,018
Total	171	235	167	31	188	546	1,338

Intakes by Intake Type



■ Born in
 ■ Owner Surrender
 ■ Public Assistance
 ■ Request for Euthanasia
 ■ Stray

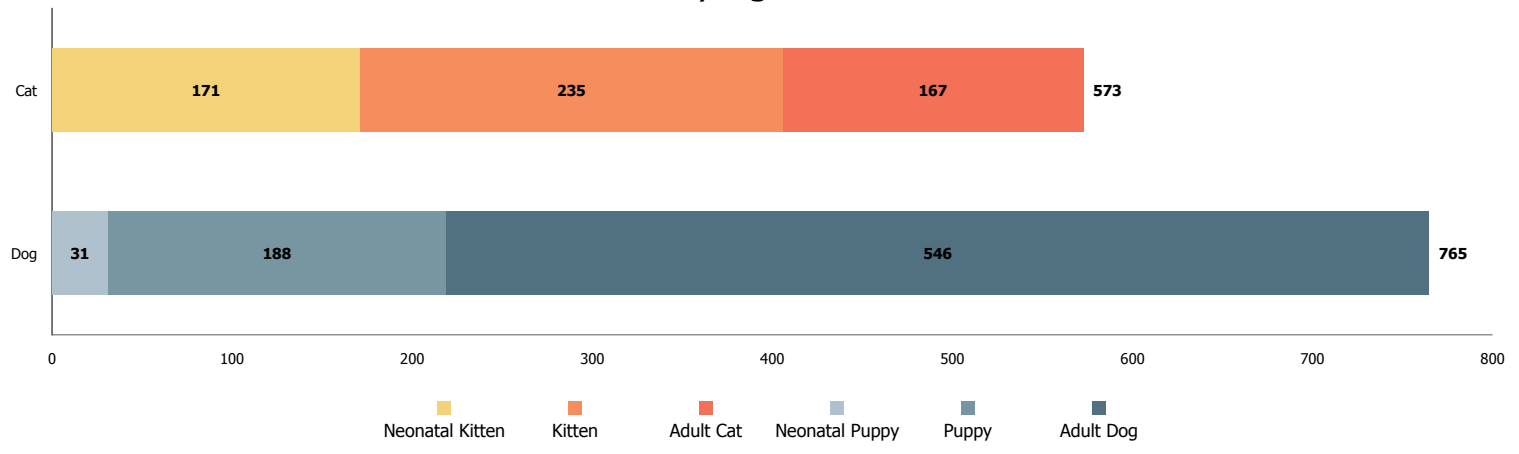
Age Breakdown

Neonatal
 under 6 weeks old

Kitten/Puppy
 6 weeks to under 1 year old

Adult
 at least 1 year old

Intakes by Age Breakdown

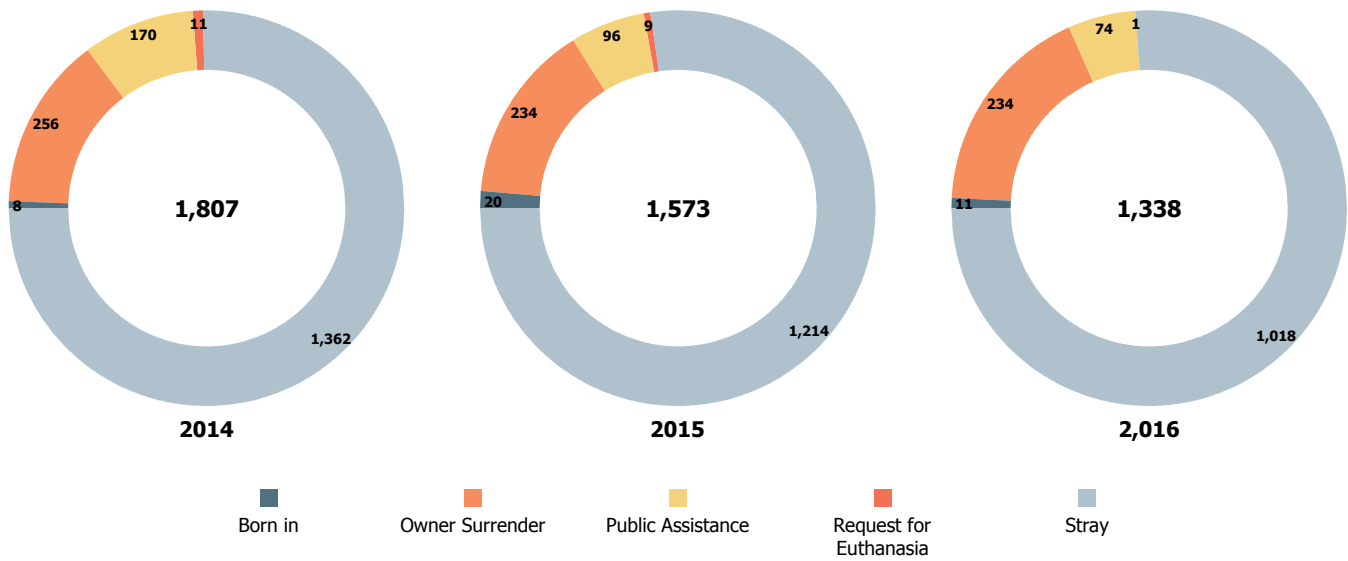


Austin Animal Center July 2014 to 2016 Intakes

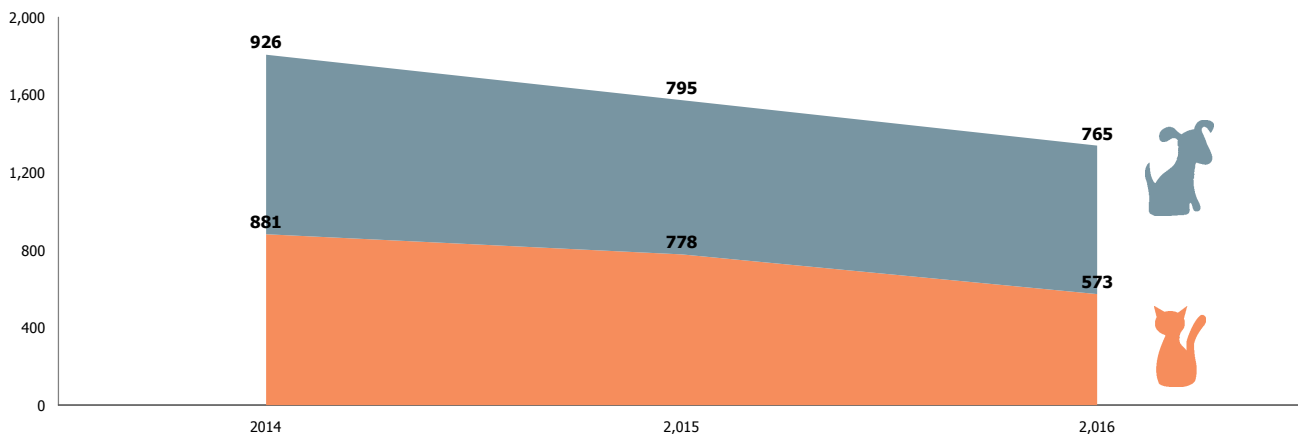


	2014			2015			2016		
	Cat	Dog	Total	Cat	Dog	Total	Cat	Dog	Total
Born in	5	3	8	13	7	20	2	9	11
Owner Surrender	99	157	256	116	118	234	105	129	234
Public Assistance	83	87	170	13	83	96	12	62	74
Request for Euthanasia	3	8	11	1	8	9	1	0	1
Stray	691	671	1,362	635	579	1,214	453	565	1,018
Total	881	926	1,807	778	795	1,573	573	765	1,338

Yearly July Intakes by Intake Type



Yearly July Intakes by Animal Type

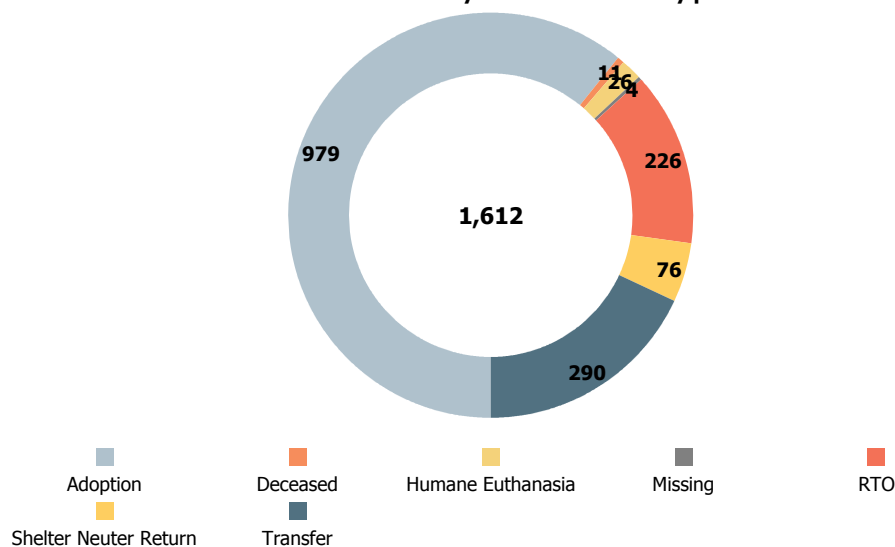


Austin Animal Center July 2016 Outcomes



	Neonatal Kitten	Kitten	Adult Cat	Neonatal Puppy	Puppy	Adult Dog	Total
Adoption	0	408	90	0	155	326	979
Deceased	5	4	1	0	0	1	11
Humane Euthanasia	2	5	7	0	1	11	26
Missing	1	2	1	0	0	0	4
RTO	0	3	16	0	26	181	226
Shelter Neuter Return	0	32	44	0	0	0	76
Transfer	111	16	20	8	36	99	290
Total	119	470	179	8	218	618	1,612

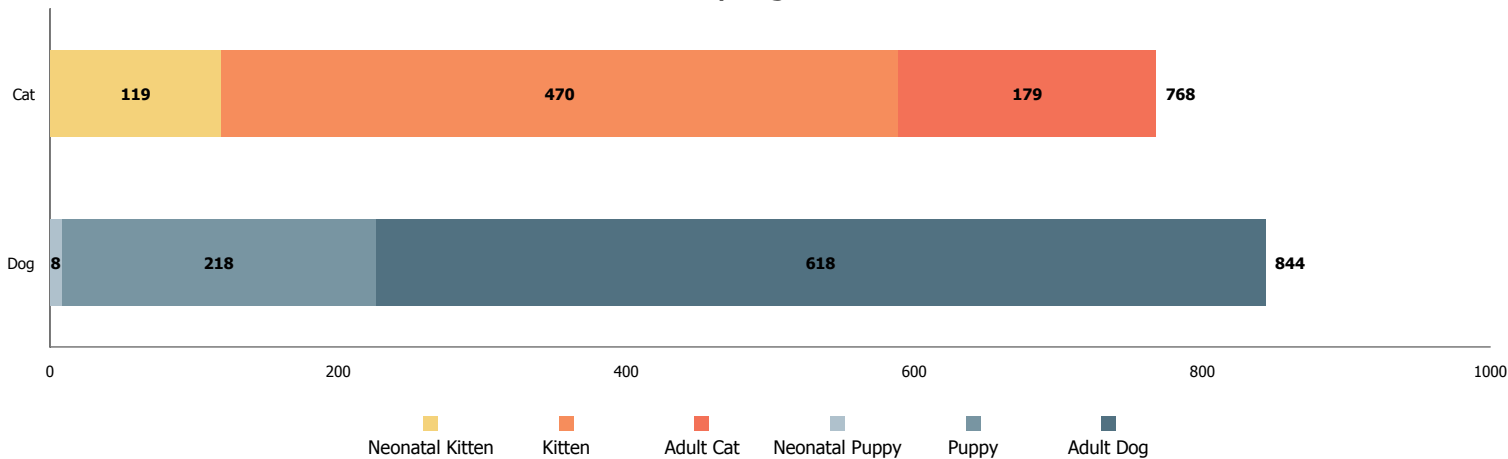
Outcomes by Outcome Type



Age Breakdown



Outcomes by Age Breakdown

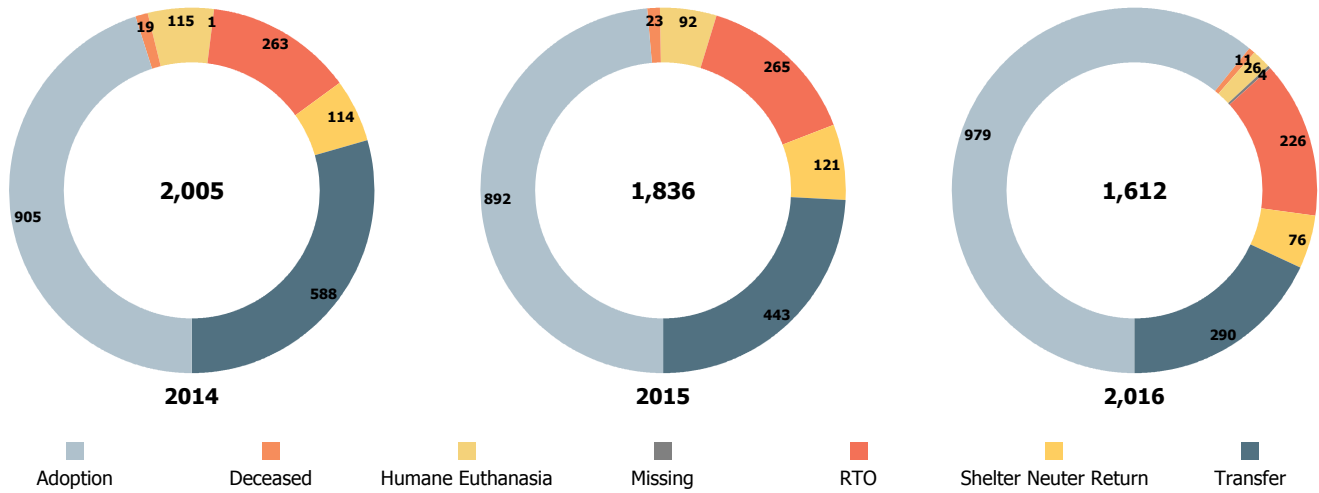


Austin Animal Center July 2014 to 2016 Outcomes

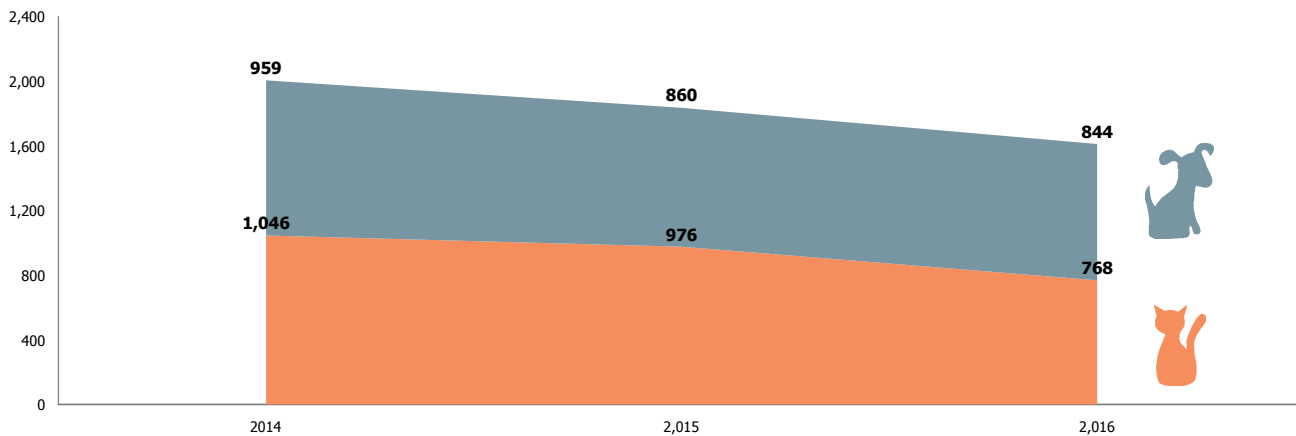


	2014			2015			2016		
	Cat	Dog	Total	Cat	Dog	Total	Cat	Dog	Total
Adoption	459	446	905	513	379	892	498	481	979
Deceased	17	2	19	18	5	23	10	1	11
Humane Euthanasia	48	67	115	51	41	92	14	12	26
Missing	1	0	1	0	0	0	4	0	4
RTO	20	243	263	28	237	265	19	207	226
Shelter Neuter Return	114	0	114	121	0	121	76	0	76
Transfer	387	201	588	245	198	443	147	143	290
Total	1,046	959	2,005	976	860	1,836	768	844	1,612

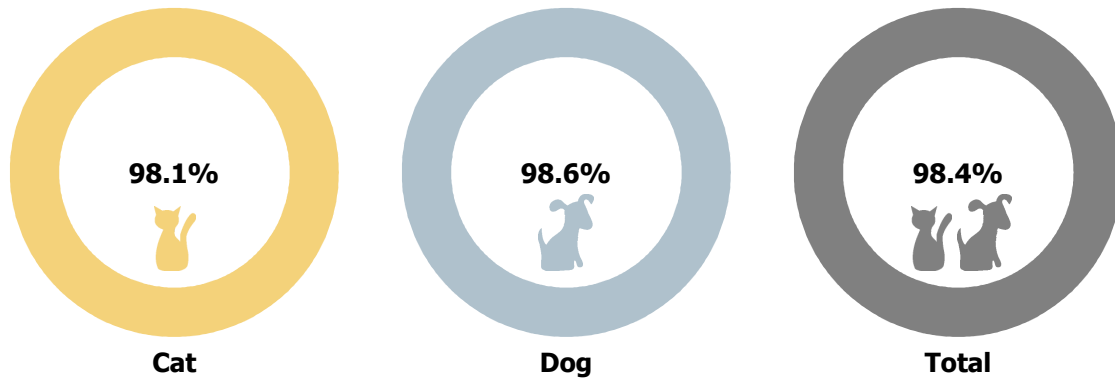
Yearly July Outcomes by Outcome Type



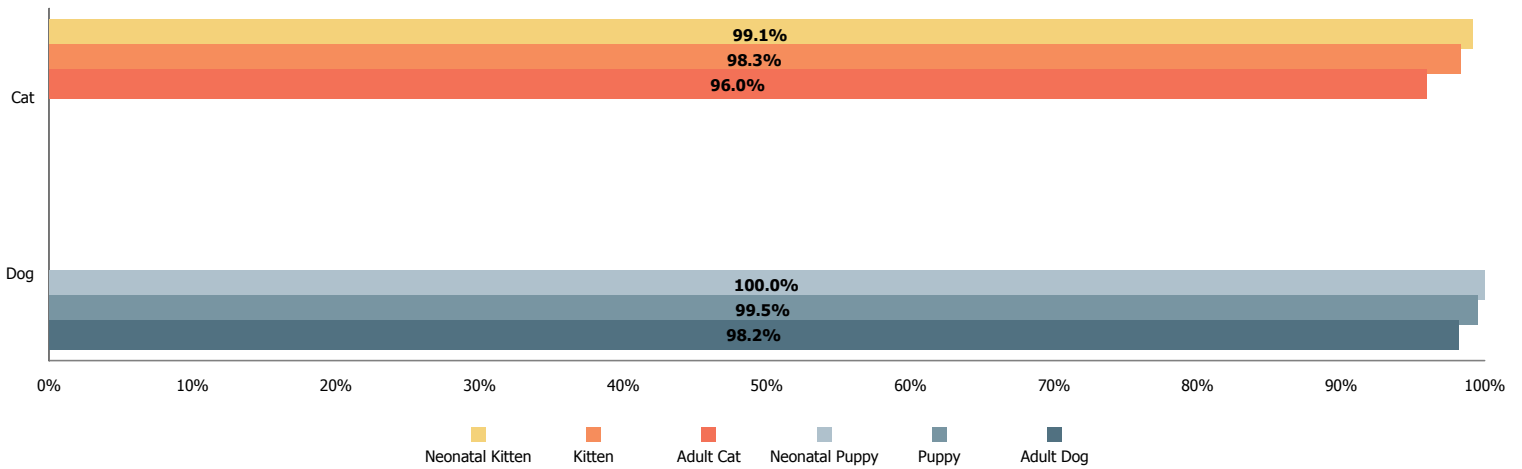
Yearly July Outcomes by Animal Type



Total Live Release Rates



Live Release Rates by Age Breakdown



Yearly July Live Release Rates Compared

