

Austin Animal Center







Monthly Report

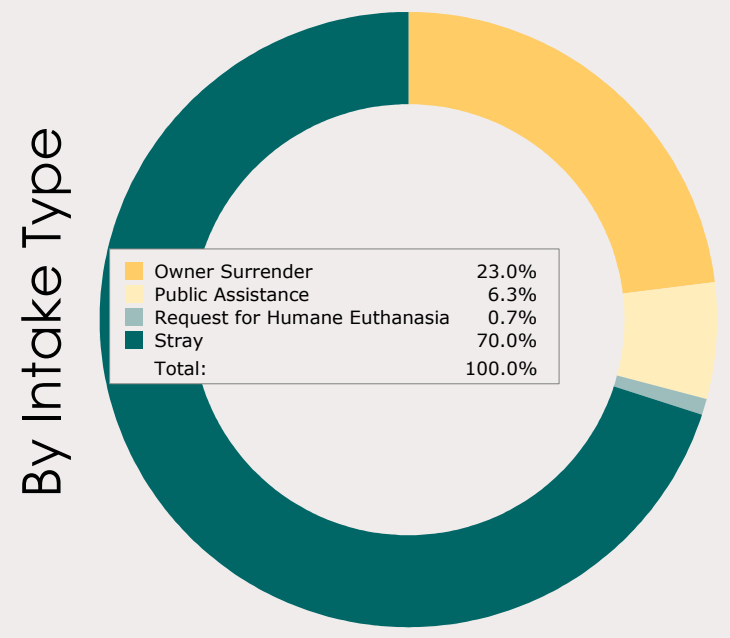
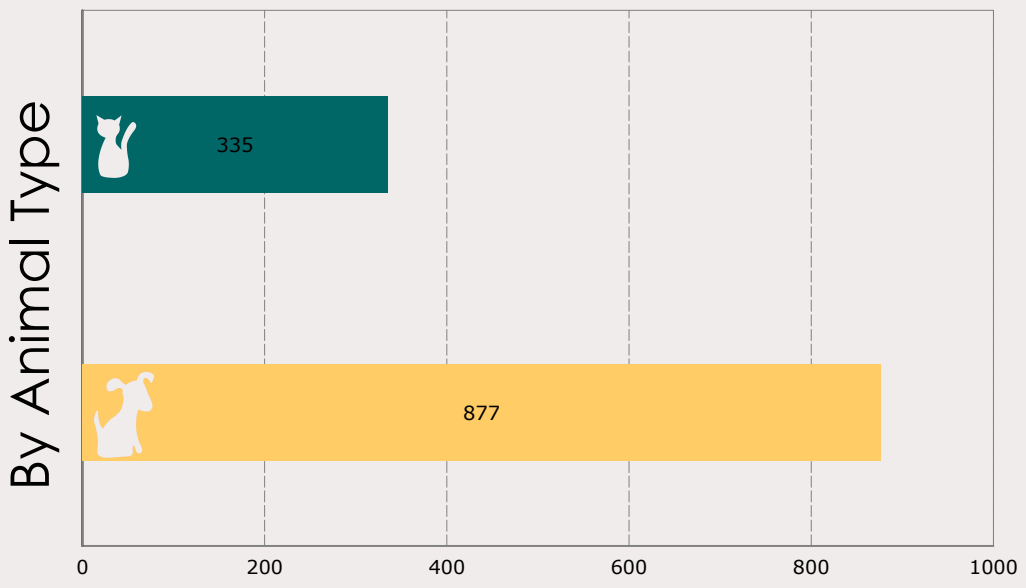
January 2014

City of Austin
Animal Services Office, Austin Animal Center
7201 Levander Loop Bldg A, Austin, TX 78702



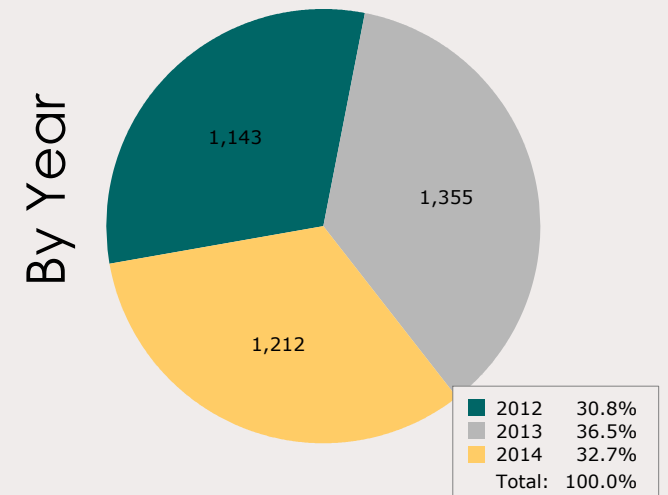
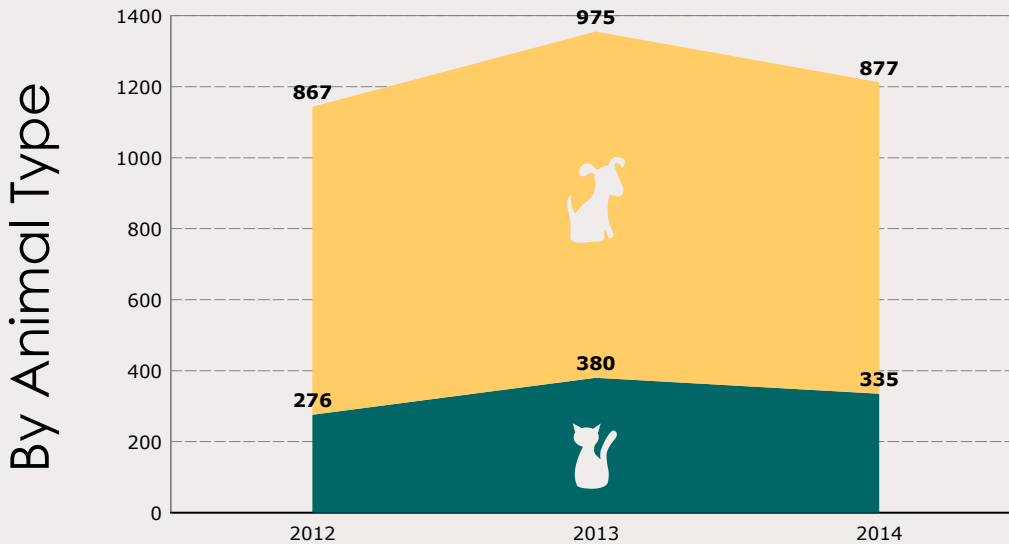
January 2014 Intakes

	 Neonatal Kitten	 Kitten	 Adult Cat	 Neonatal Puppy	 Puppy	 Adult Dog	Total
Neonatal Kitten/Puppy: < 6 weeks old Kitten/Puppy: >= 6 weeks old & < 1 year old Adult Cat/Dog: >= 1 year old							
Owner Surrender	1	38	63	15	46	116	279
Public Assistance	0	6	8	0	5	57	76
Request for Humane Euthanasia	0	0	3	0	0	6	9
Stray	13	78	125	20	144	468	848
Total	14	122	199	35	195	647	1,212









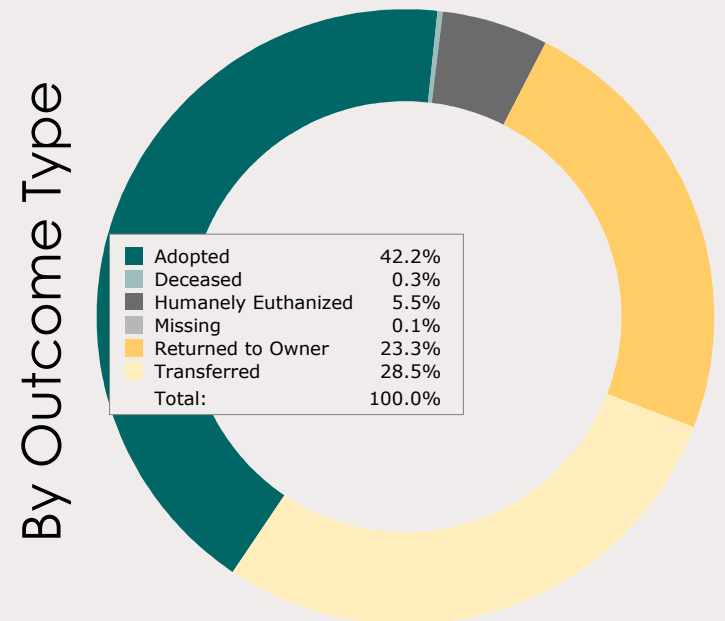
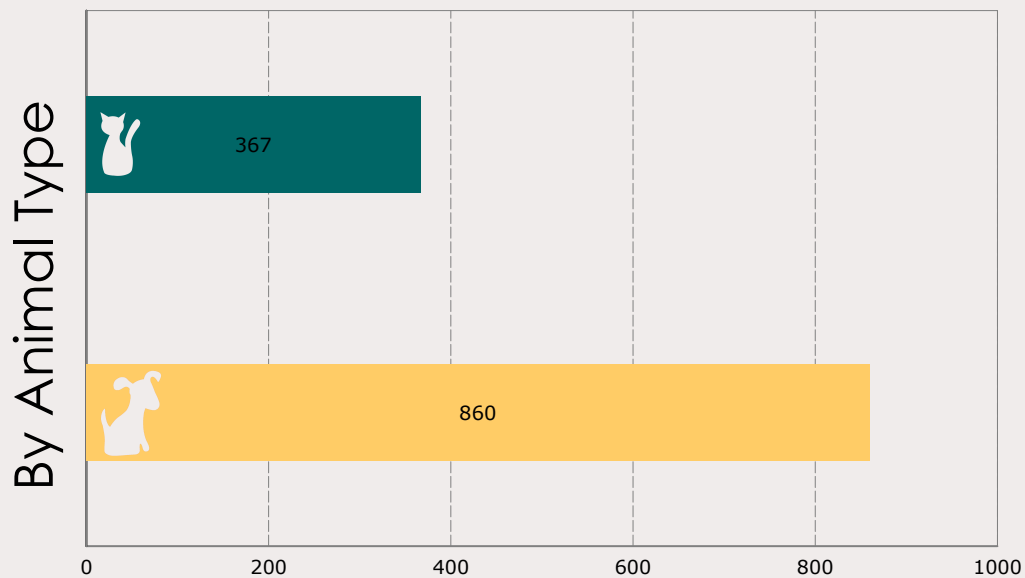
January 2012 to 2014 Intakes

	2012			2013			2014		
	Cats	Dogs	Total	Cats	Dogs	Total	Cats	Dogs	Total
Owner Surrender	73	205	278	134	231	365	102	177	279
Public Assistance	45	60	105	21	77	98	14	62	76
Request for Humane Euthanasia	0	2	2	3	6	9	3	6	9
Stray	158	600	758	222	661	883	216	632	848
Total	276	867	1,143	380	975	1,355	335	877	1,212



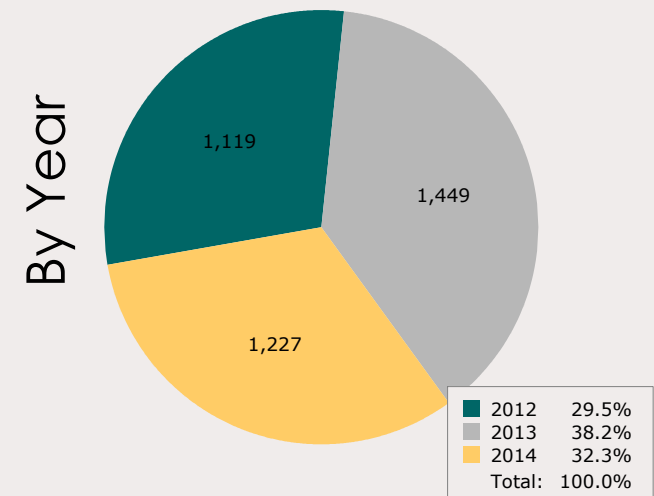
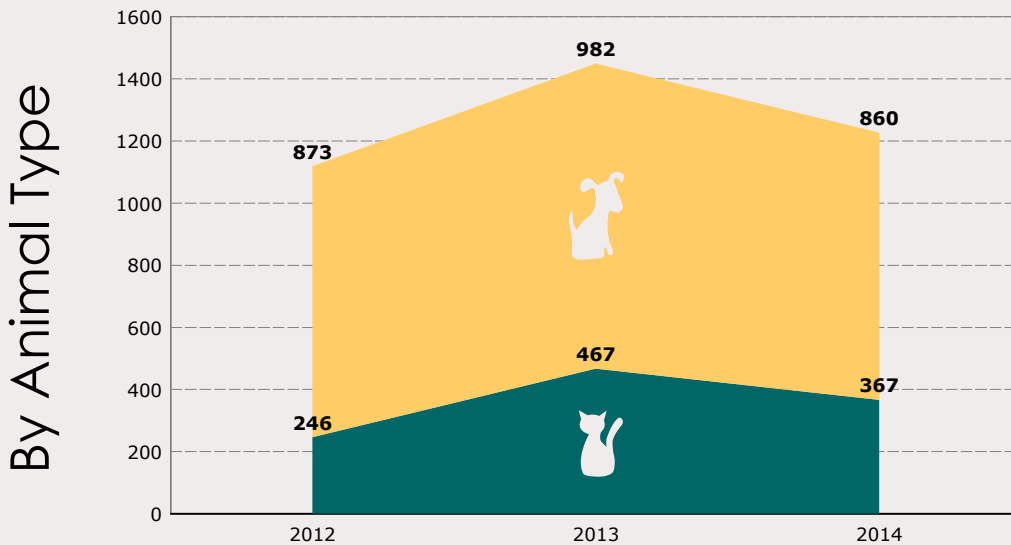
January 2014 Outcomes

							Total
Neonatal Kitten/Puppy: < 6 weeks old Kitten/Puppy: >= 6 weeks old & < 1 year old Adult Cat/Dog: >= 1 year old	Neonatal Kitten	Kitten	Adult Cat	Neonatal Puppy	Puppy	Adult Dog	
Adopted	0	98	61	0	132	227	518
Deceased	0	1	0	0	1	2	4
Humanely Euthanized	3	6	14	1	3	41	68
Missing	0	0	0	0	0	1	1
Returned to Owner	0	7	31	0	24	224	286
Transferred	5	50	91	15	59	130	350
Total	8	162	197	16	219	625	1,227



January 2012 to 2014 Outcomes

	2012			2013			2014		
	Cats	Dogs	Total	Cats	Dogs	Total	Cats	Dogs	Total
Adopted	123	382	505	259	360	619	159	359	518
Deceased	1	4	5	4	1	5	1	3	4
Humanely Euthanized	23	53	76	42	69	111	23	45	68
Missing	0	0	0	0	0	0	0	1	1
Returned to Owner	29	222	251	32	270	302	38	248	286
Transferred	70	212	282	130	282	412	146	204	350
Total	246	873	1,119	467	982	1,449	367	860	1,227



January 2012 to 2014 Total Live Outcome Rates

January 2014 Total Live Outcome Rate: **94.4%**

