

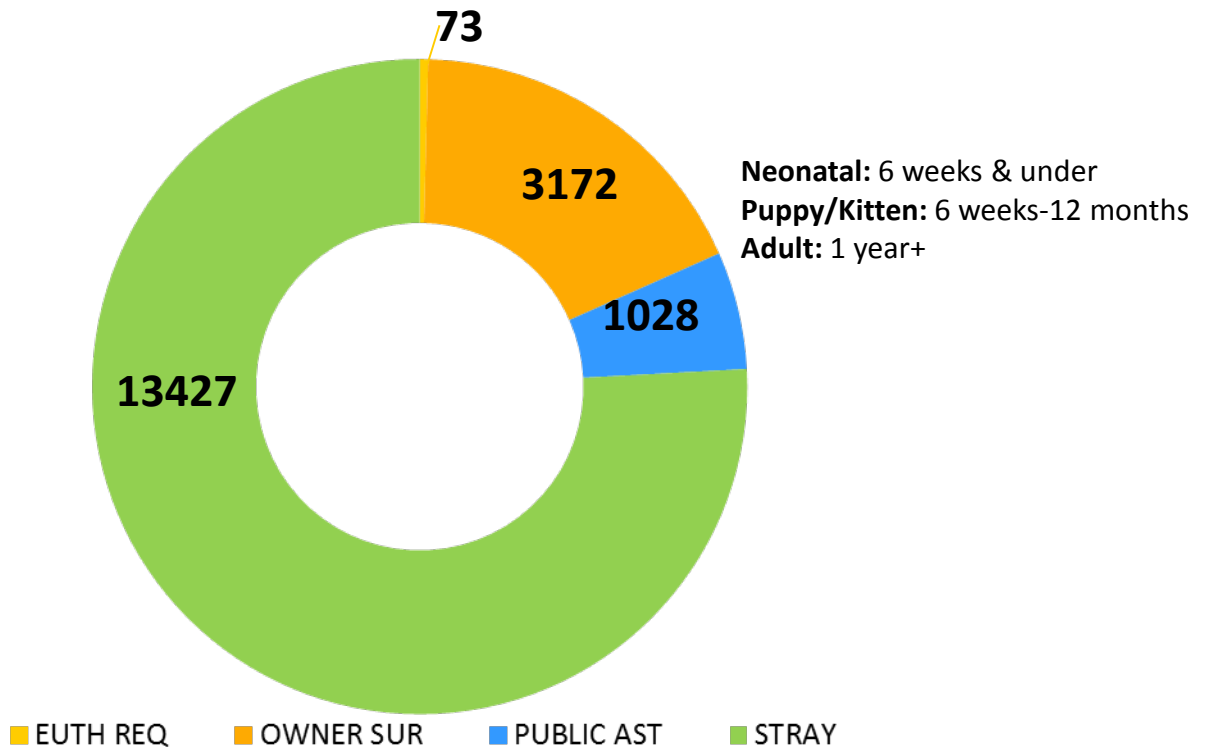
2015 Calendar Year Report

Austin Animal Center

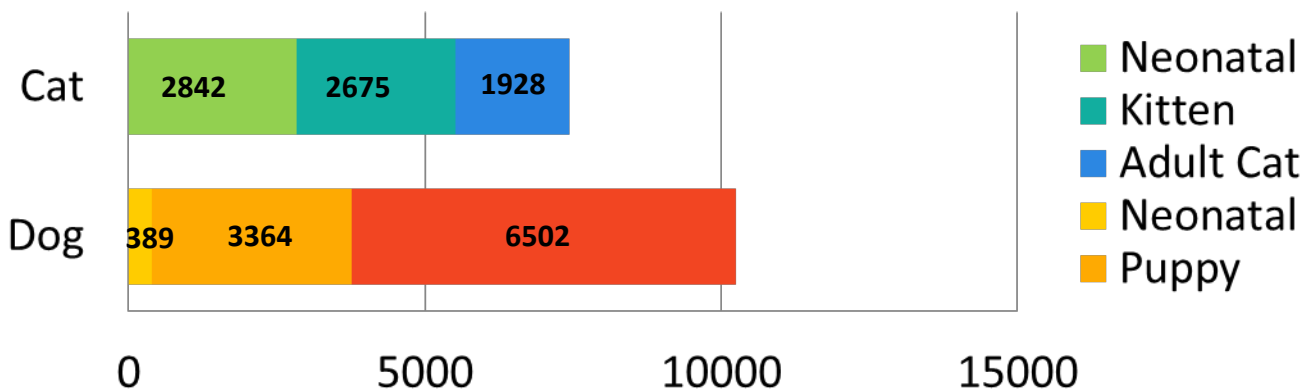
The image shows the exterior of the Austin Animal Center. The building features a prominent curved, arched roof structure supported by several vertical columns. The facade is primarily composed of large glass windows and doors, reflecting the surrounding trees and sky. The name "Austin Animal Center" is printed in blue letters across a white section of the glass. In the foreground, there is a brick-paved walkway and a wooden bench with a metal frame. A sign on the glass door indicates "INTAKE" with a red arrow pointing left.

Austin Animal Center Calendar 2015 Intakes

	Neonatal Kitten	Kitten	Adult Cat	Neonatal Puppy	Puppy	Adult Dog	Total
Owner Surrender	97	575	595	53	554	1298	3172
Public Assistance	11	34	85	15	131	752	1028
Request for Euthanasia	0	1	13	0	8	51	73
Stray	2734	2065	1235	321	2671	4401	13427
Total	2842	2675	1928	389	3364	6502	17700

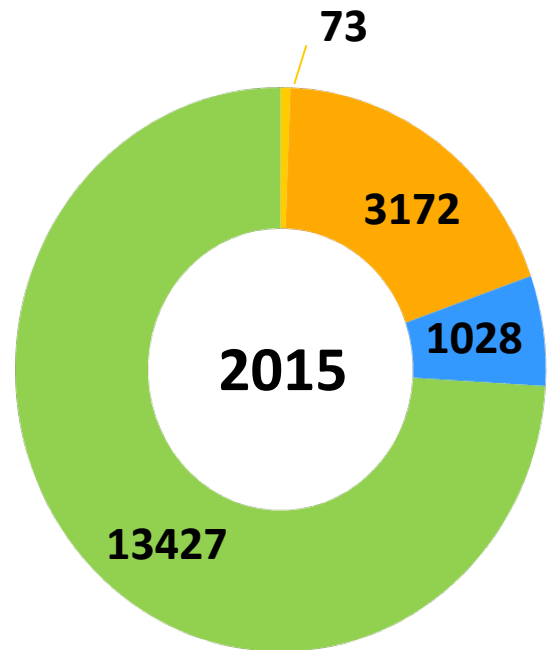
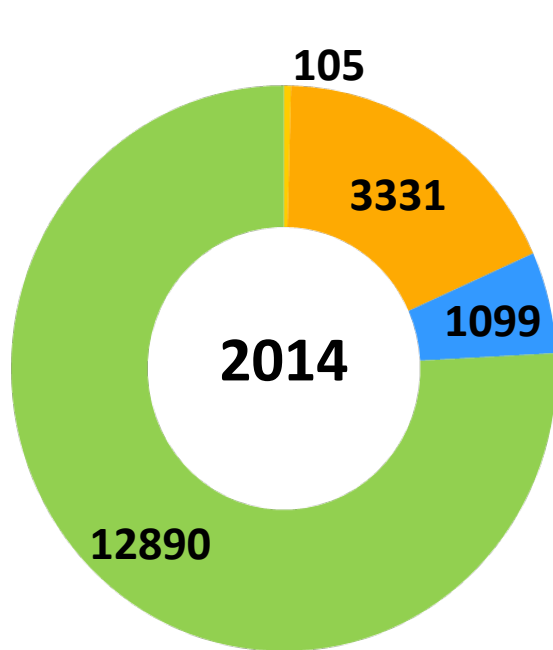


Intakes by Age Breakdown



Austin Animal Center Calendar Comparison Intakes

	2014			2015		
	CAT	DOG	TOTAL	CAT	DOG	TOTAL
Owner Surrender	1296	2,015	3311	1247	1875	3172
Public Assistance	186	913	1099	130	898	1028
Request for Euthanasia	22	83	105	14	59	73
Stray	5,392	7,498	12890	6,034	7393	13427
Total	6896	10509	17405	7445	10225	17700



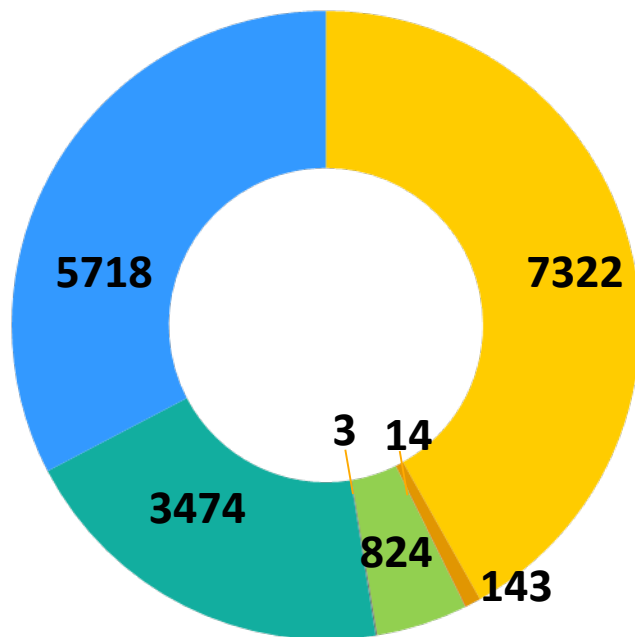
■ EUTH REQ
 ■ OWNER SUR
 ■ PUBLIC AST
 ■ STRAY
 ■ EUTH REQ
 ■ OWNER SUR
 ■ PUBLIC AST
 ■ STRAY

Intakes by Animal Type



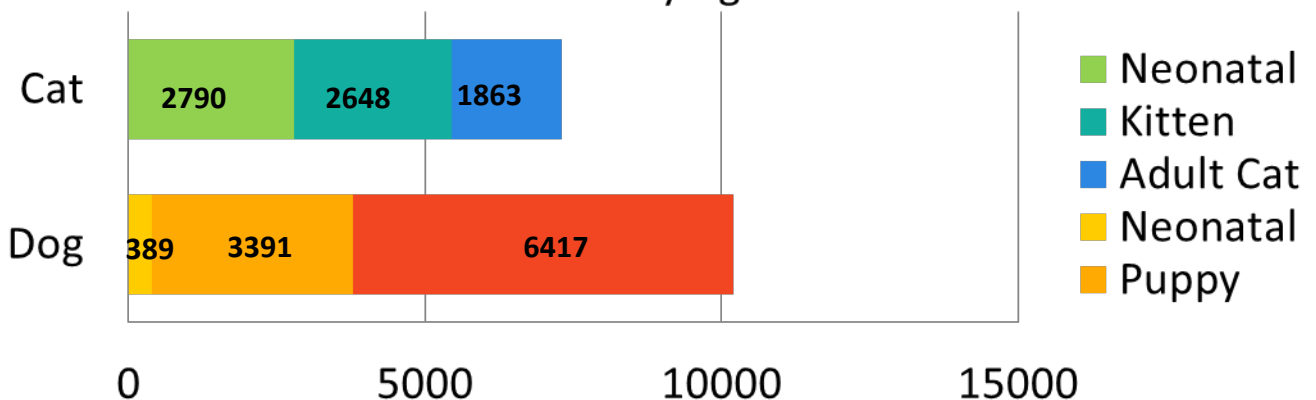
Austin Animal Center Calendar 2015 Outcomes

	Neonatal Kitten	Kitten	Adult Cat	Neonatal Puppy	Puppy	Adult Dog	Total
Adoption	1077	1261	530	189	1899	2366	7322
Died	79	21	12	7	9	15	143
Disposal	0	0	1	0	0	2	3
Euthanized	90	118	207	8	60	341	824
Missing	5	2	0	1	1	5	14
Return to Owner	6	80	254	15	560	2559	3474
Transfer	1533	1166	859	169	862	1129	5718
Total	2790	2648	1863	389	3391	6417	17498



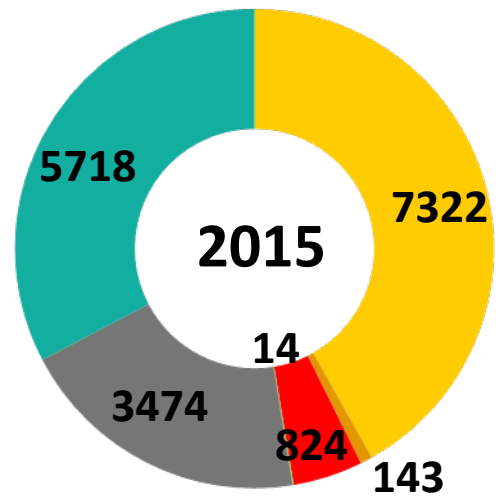
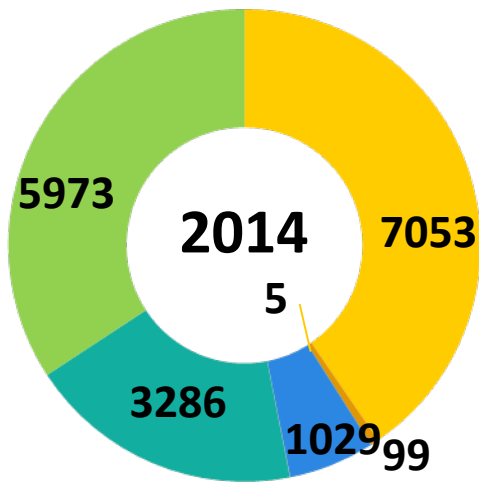
Adoption Died Disposal Euthanized Missing RTO Transfer

Outcomes by Age Breakdown



Austin Animal Center Calendar Comparison Outcomes

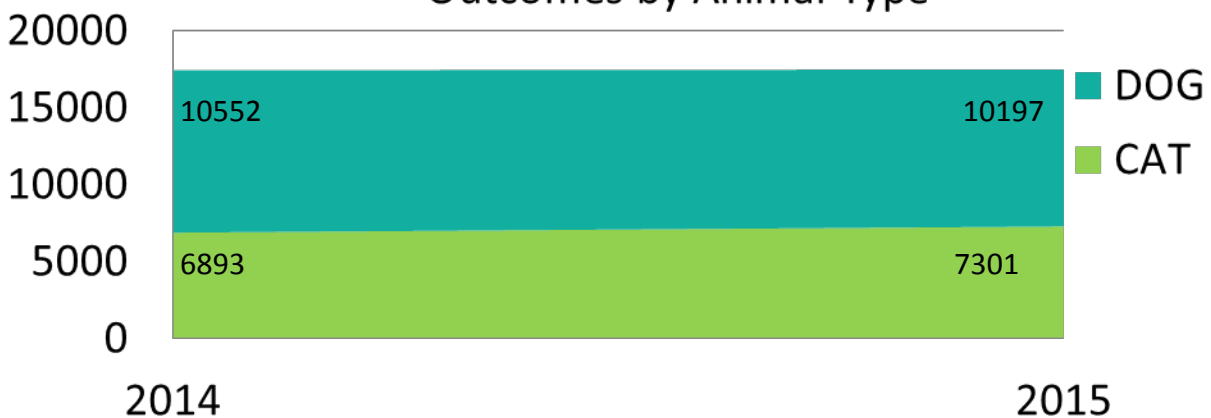
	2014			2015		
	CAT	DOG	TOTAL	CAT	DOG	TOTAL
Adoption	2535	4,518	7053	2,868	4,454	7322
Died	73	26	99	112	31	143
Euthanized	425	604	1029	415	409	824
Missing	3	2	5	7	7	14
Return to Owner	335	2951	3286	340	3,134	3474
Transfer	3,522	2,451	5973	3,558	2,160	5718
Total	6,893	10,552	17445	7,301	10,197	17498



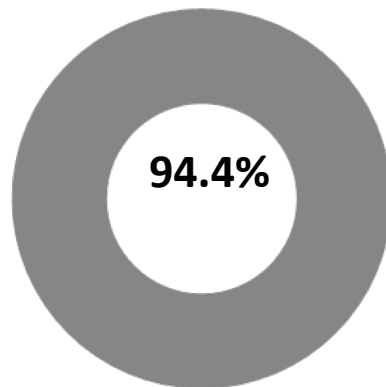
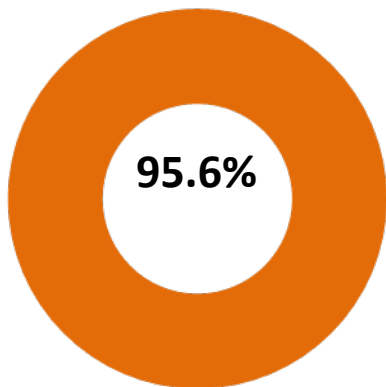
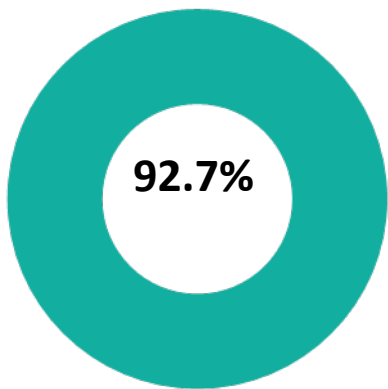
■ Adoption ■ Died ■ Euthanized ■ Missing ■ RTO ■ Transfer

■ Adoption ■ Died ■ Euthanized ■ Missing ■ RTO ■ Transfer

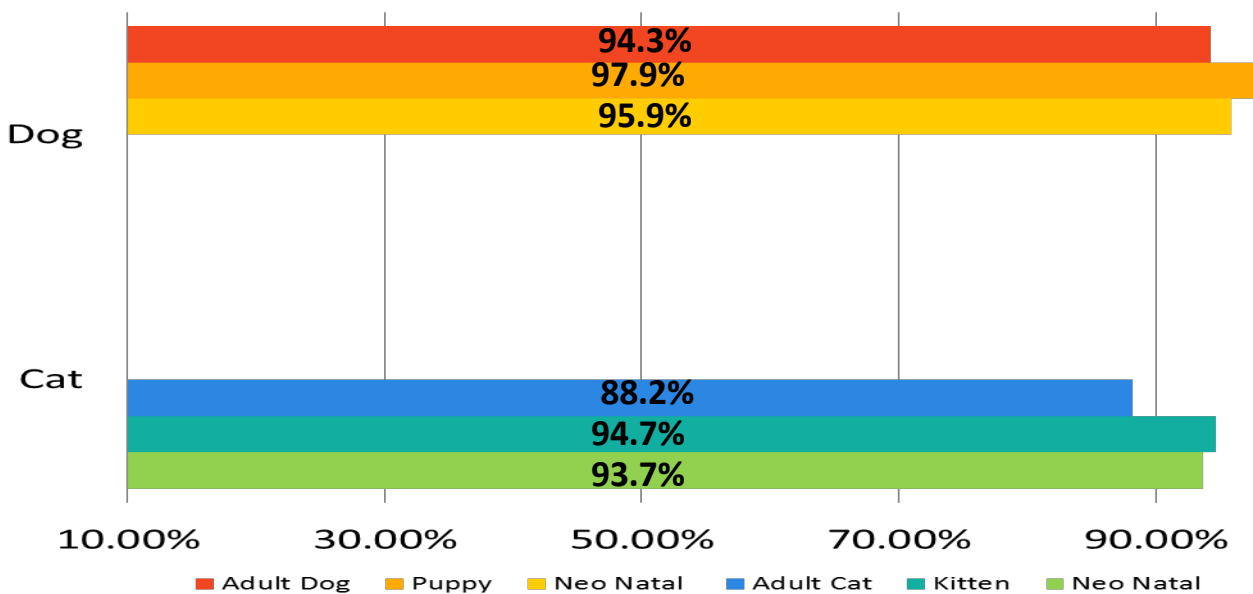
Outcomes by Animal Type



Austin Animal Center Calendar 2015 Live Outcomes



Live Release Rates by Age Breakdown



Yearly Live Release Rates Compared

