







Austin Animal Center Monthly Report August 2016

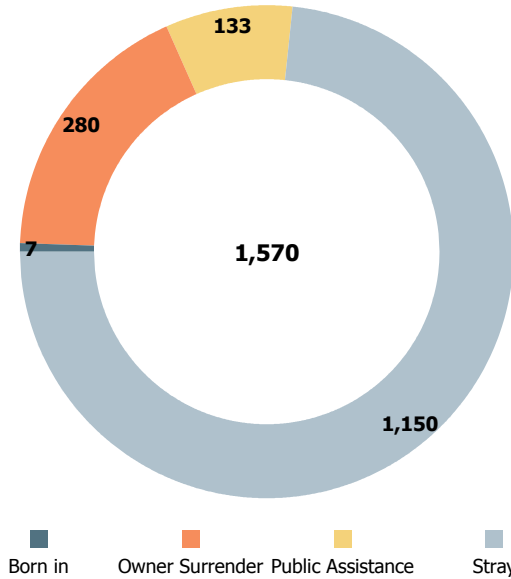


Fiscal Year 2016

Austin Animal Center August 2016 Intakes

	 Neonatal Kitten	 Kitten	 Adult Cat	 Neonatal Puppy	 Puppy	 Adult Dog	Total
Born in	0	0	0	7	0	0	7
Owner Surrender	18	53	74	0	21	114	280
Public Assistance	0	11	52	0	9	61	133
Stray	253	206	101	9	163	418	1,150
Total	271	270	227	16	193	593	1,570

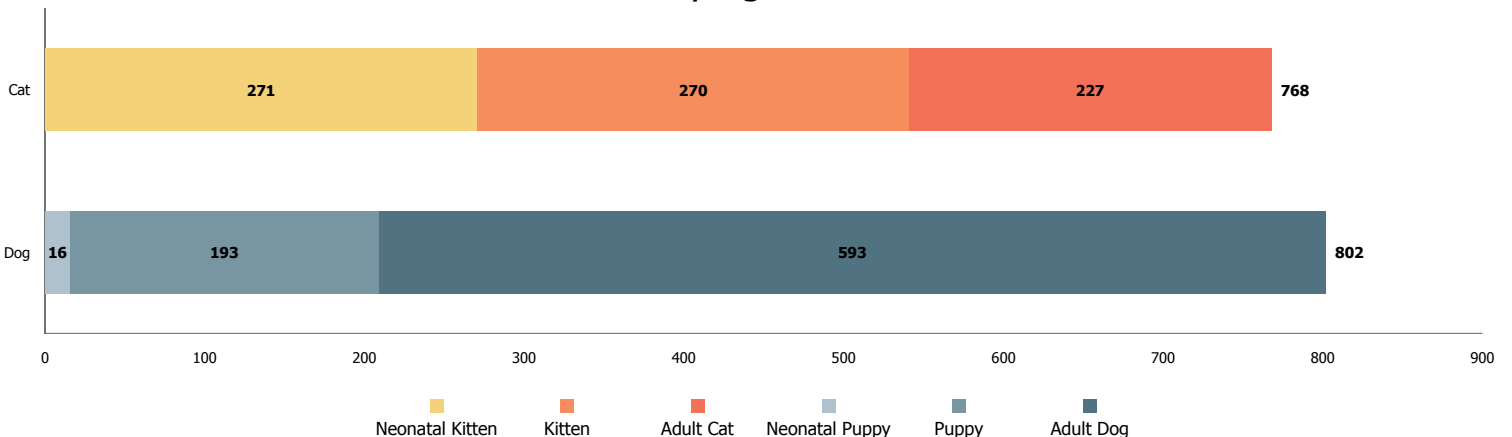
Intakes by Intake Type



Age Breakdown

- Neonatal**
  under 6 weeks old
- Kitten/Puppy**
  6 weeks to under 1 year old
- Adult**
  at least 1 year old

Intakes by Age Breakdown

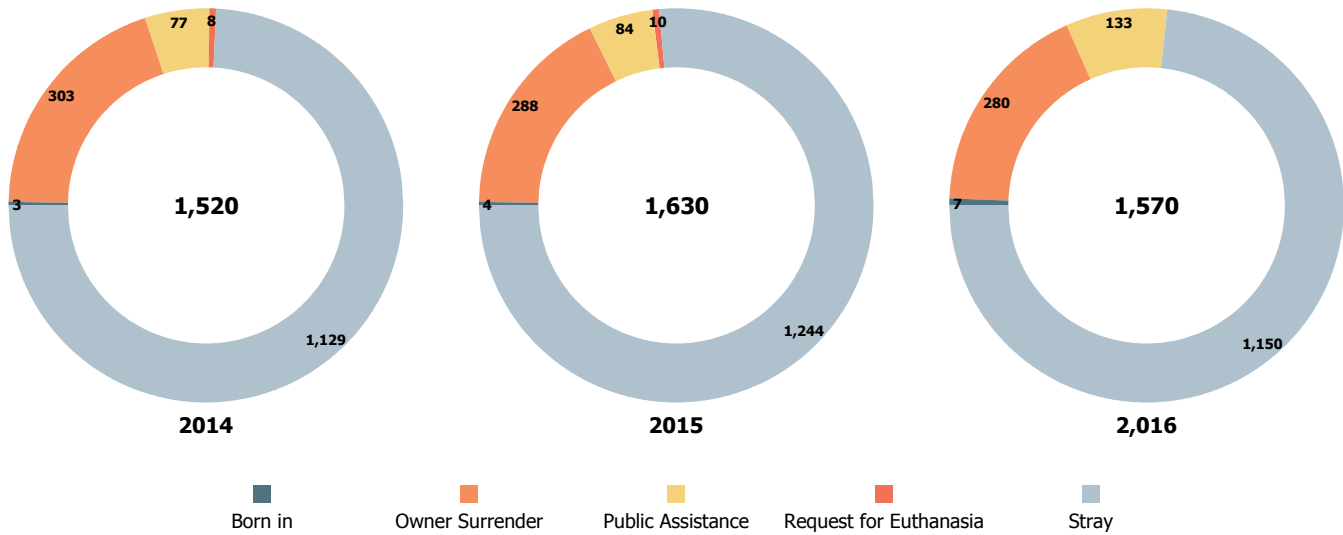


Austin Animal Center August 2014 to 2016 Intakes

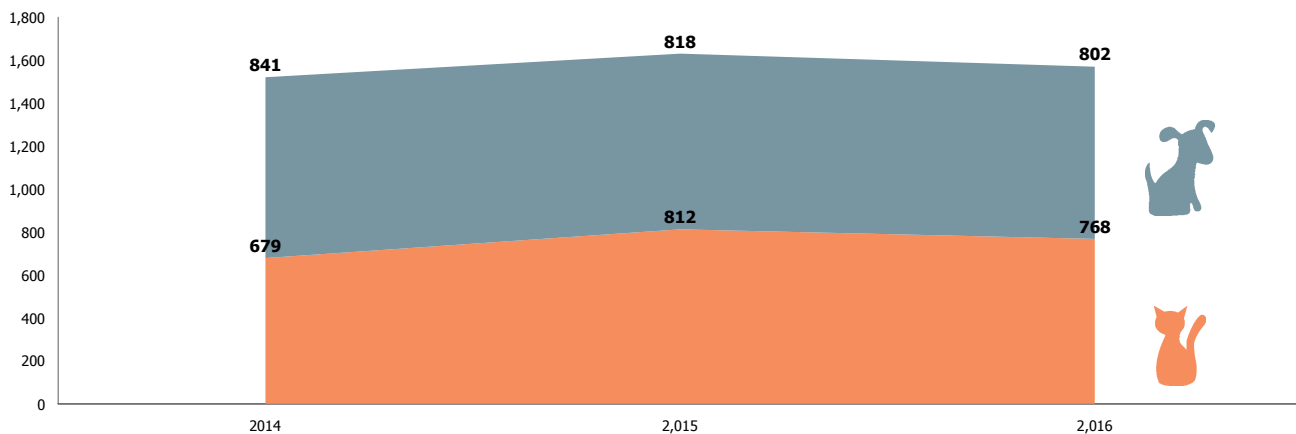


	2014			2015			2016		
	Cat	Dog	Total	Cat	Dog	Total	Cat	Dog	Total
Born in	3	0	3	4	0	4	0	7	7
Owner Surrender	136	167	303	142	146	288	145	135	280
Public Assistance	9	68	77	15	69	84	63	70	133
Request for Euthanasia	1	7	8	3	7	10	0	0	0
Stray	530	599	1,129	648	596	1,244	560	590	1,150
Total	679	841	1,520	812	818	1,630	768	802	1,570

Yearly August Intakes by Intake Type



Yearly August Intakes by Animal Type

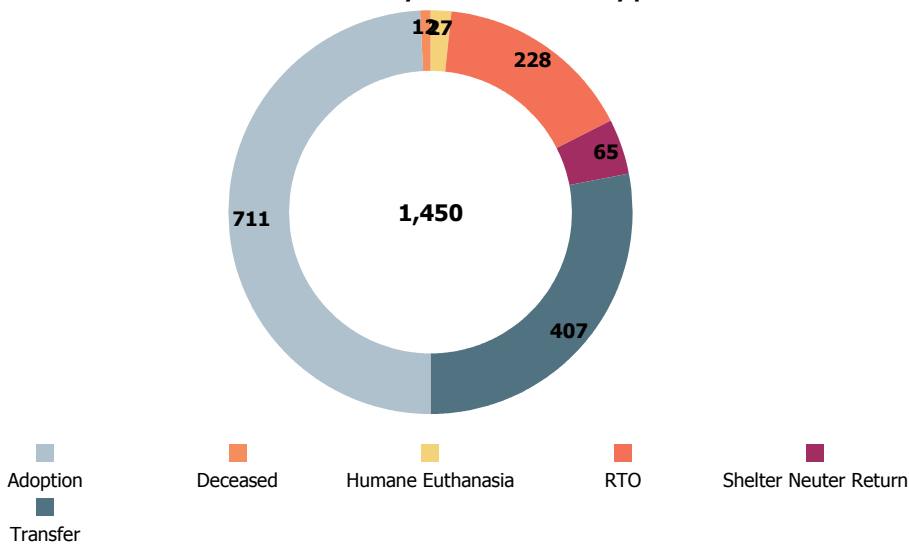


Austin Animal Center August 2016 Outcomes



	Neonatal Kitten	Kitten	Adult Cat	Neonatal Puppy	Puppy	Adult Dog	Total
Adoption	0	241	69	0	136	265	711
Deceased	3	3	2	1	2	1	12
Humane Euthanasia	6	4	8	0	0	9	27
RTO	0	6	14	0	32	176	228
Shelter Neuter Return	0	31	34	0	0	0	65
Transfer	155	71	47	10	31	93	407
Total	164	356	174	11	201	544	1,450

Outcomes by Outcome Type



Age Breakdown

Neonatal

under 6 weeks old

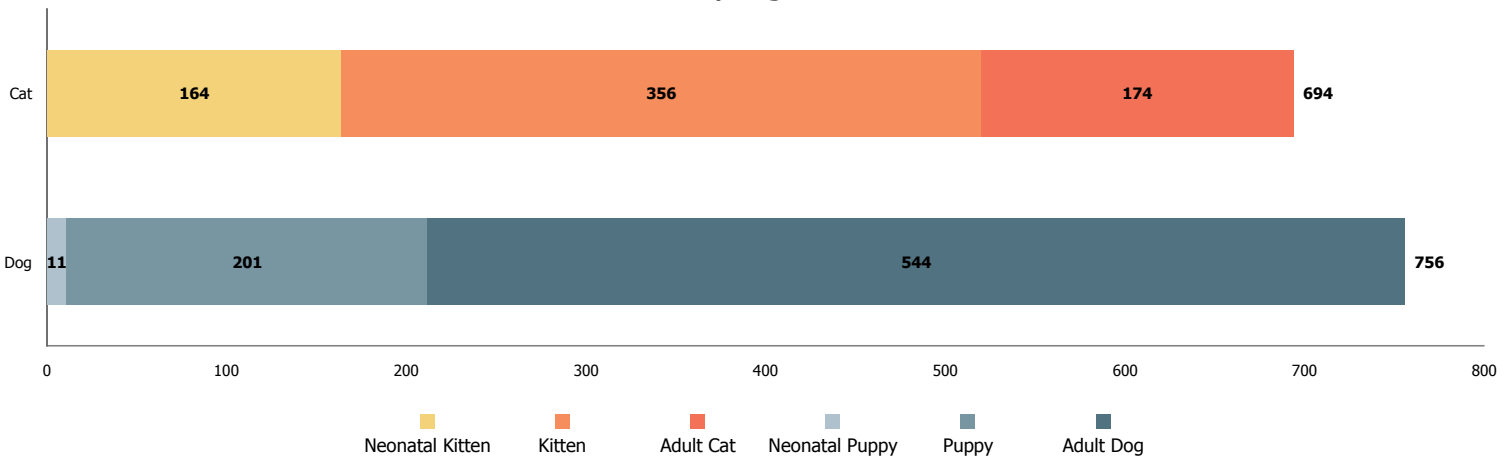
Kitten/Puppy

6 weeks to under 1 year old

Adult

at least 1 year old

Outcomes by Age Breakdown

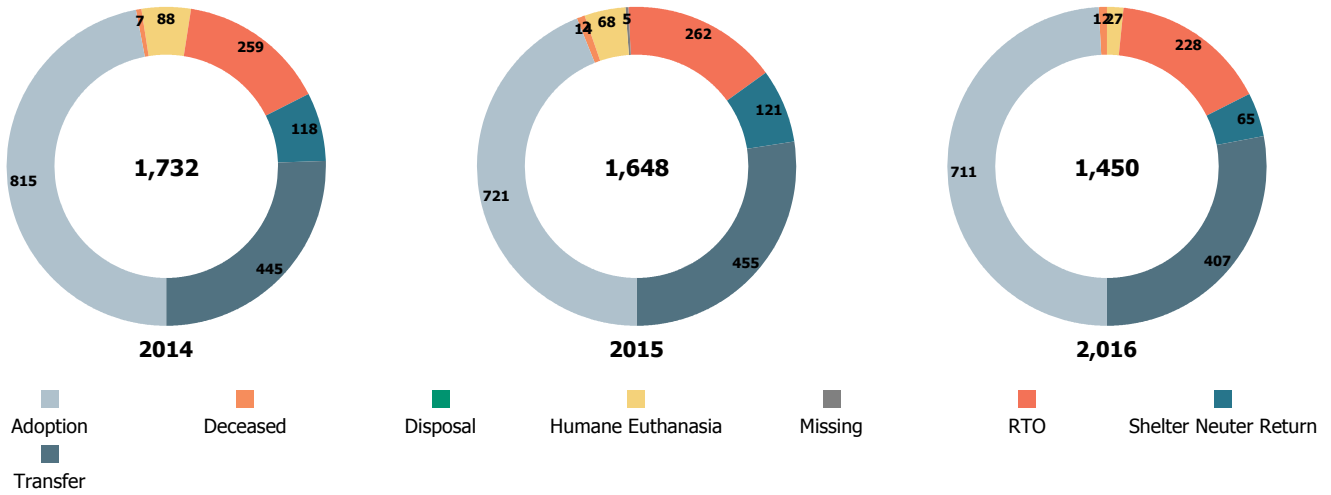


Austin Animal Center August 2014 to 2016 Outcomes

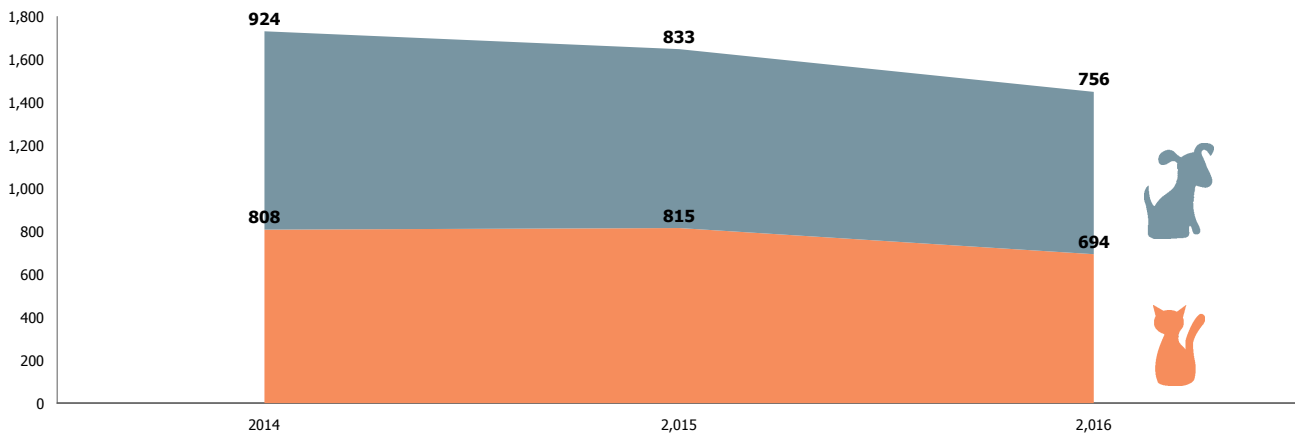


	2014			2015			2016		
	Cat	Dog	Total	Cat	Dog	Total	Cat	Dog	Total
Adoption	329	486	815	329	392	721	310	401	711
Deceased	4	3	7	10	4	14	8	4	12
Disposal	0	0	0	0	2	2	0	0	0
Humane Euthanasia	45	43	88	40	28	68	18	9	27
Missing	0	0	0	4	1	5	0	0	0
RTO	31	228	259	38	224	262	20	208	228
Shelter Neuter Return	118	0	118	121	0	121	65	0	65
Transfer	281	164	445	273	182	455	273	134	407
Total	808	924	1,732	815	833	1,648	694	756	1,450

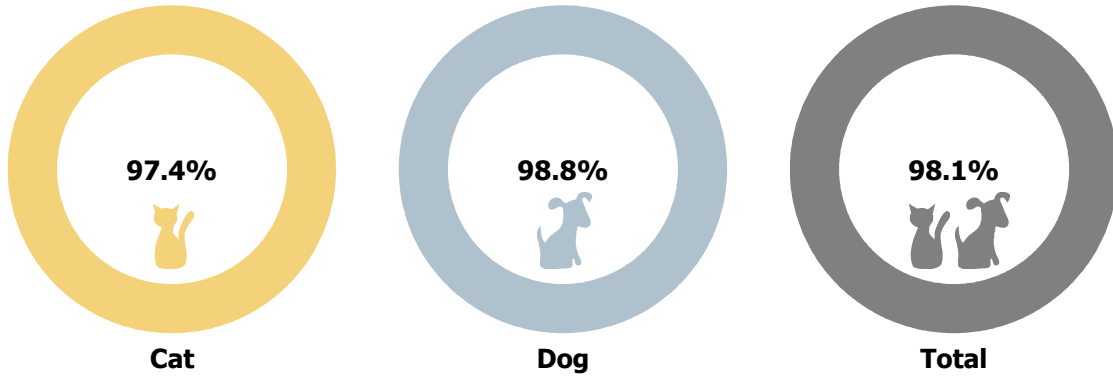
Yearly August Outcomes by Outcome Type



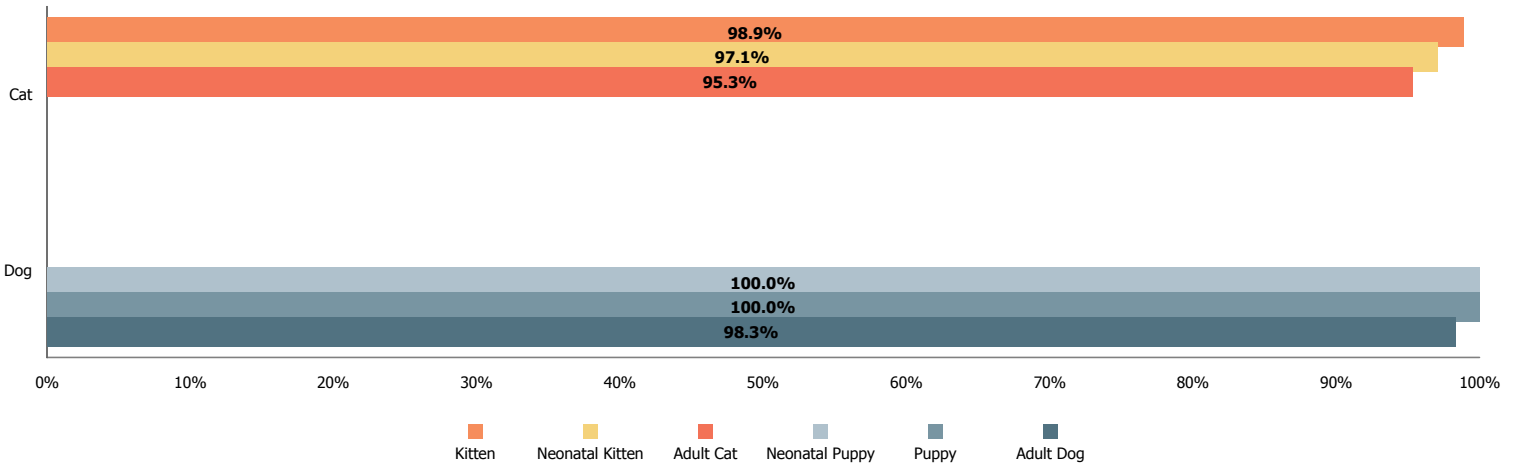
Yearly August Outcomes by Animal Type



Total Live Release Rates



Live Release Rates by Age Breakdown



Yearly August Live Release Rates Compared

