







Austin Animal Center Monthly Report April 2017

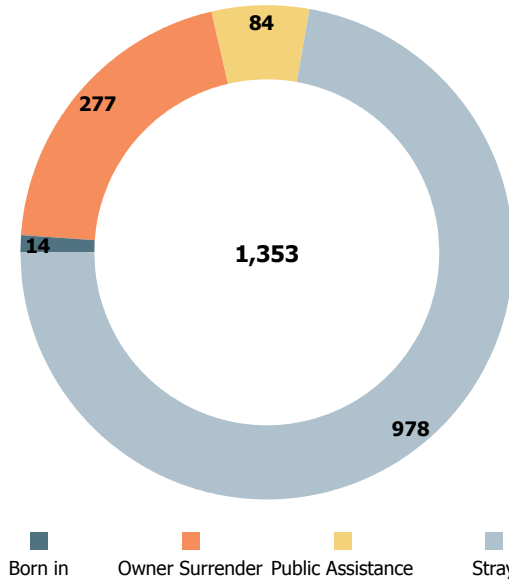


Fiscal Year 2017

Austin Animal Center April 2017 Intakes

	 Neonatal Kitten	 Kitten	 Adult Cat	 Neonatal Puppy	 Puppy	 Adult Dog	Total
Born in	4	0	0	10	0	0	14
Owner Surrender	12	22	69	0	45	129	277
Public Assistance	6	1	8	0	3	66	84
Stray	235	55	152	20	143	373	978
Total	257	78	229	30	191	568	1,353

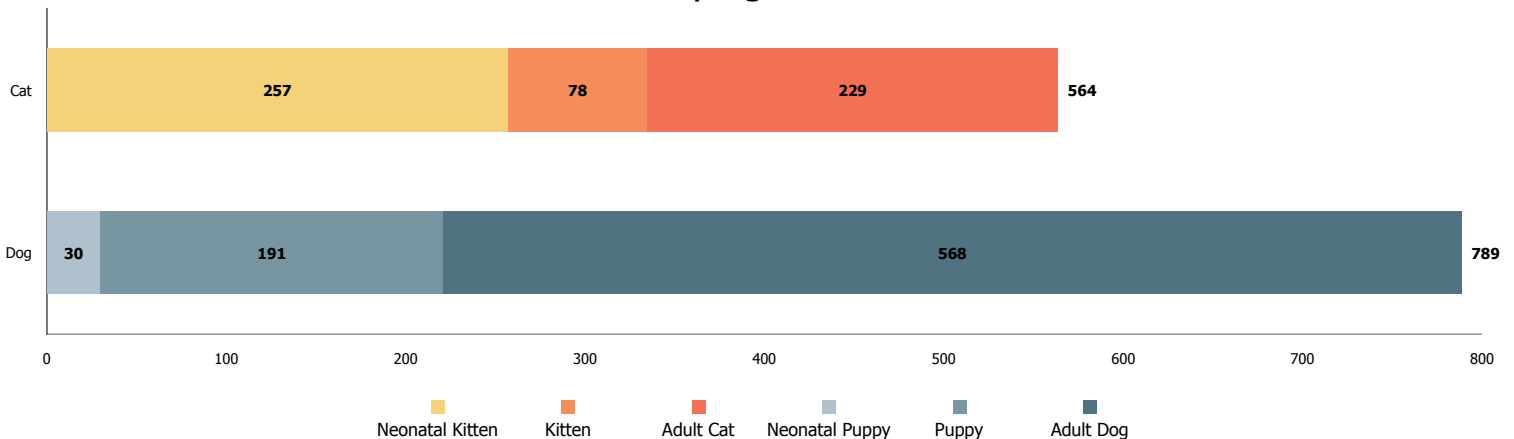
Intakes by Intake Type



Age Breakdown

- Neonatal**
  under 6 weeks old
- Kitten/Puppy**
  6 weeks to under 1 year old
- Adult**
  at least 1 year old

Intakes by Age Breakdown

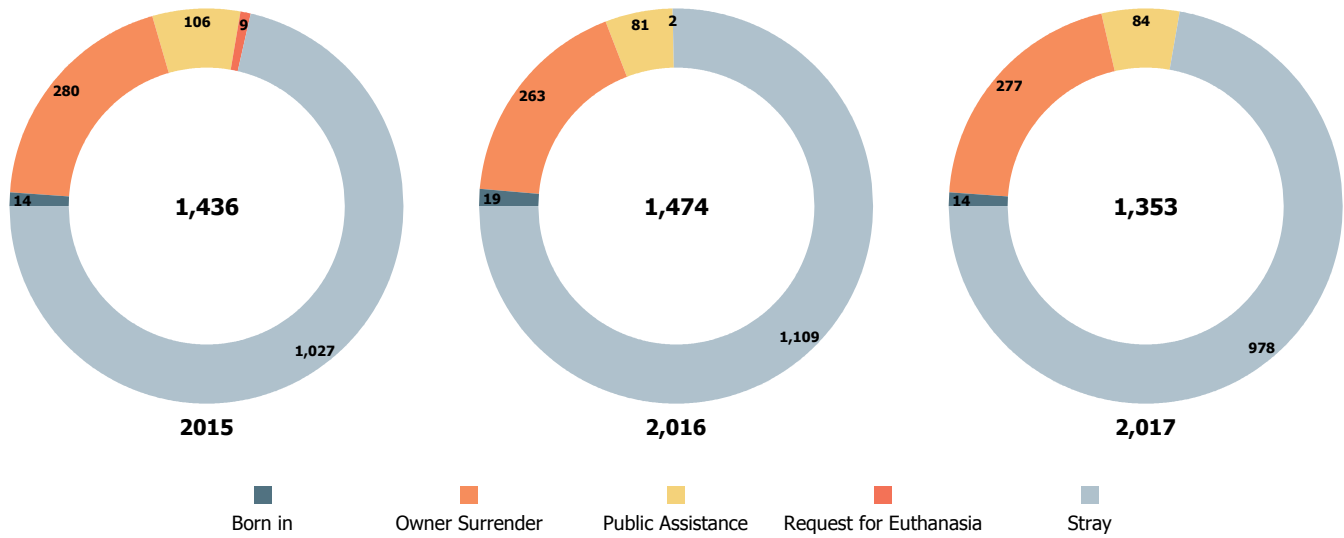


Austin Animal Center April 2015 to 2017 Intakes

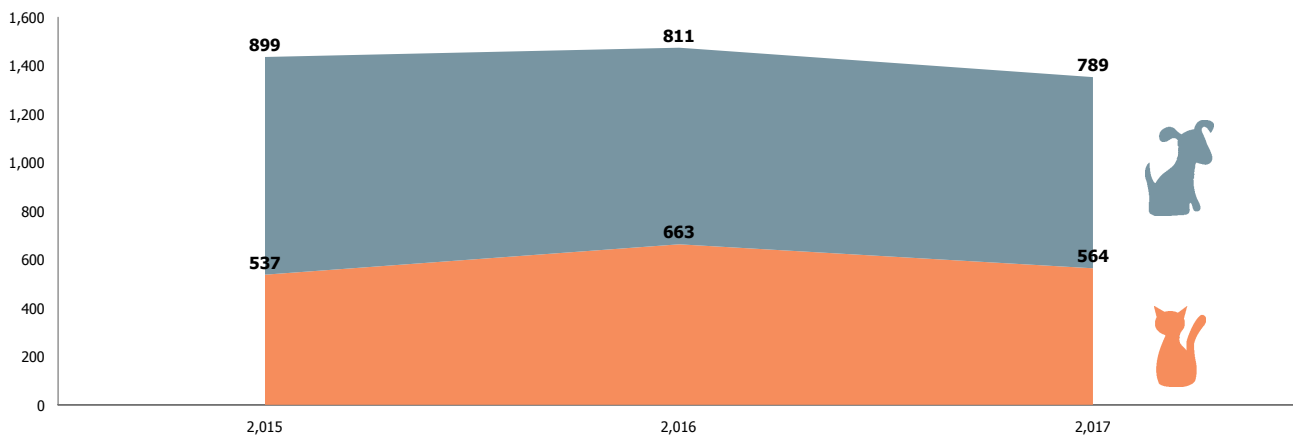


	2015			2016			2017		
	Cat	Dog	Total	Cat	Dog	Total	Cat	Dog	Total
Born in	8	6	14	4	15	19	4	10	14
Owner Surrender	79	201	280	105	158	263	103	174	277
Public Assistance	12	94	106	9	72	81	15	69	84
Request for Euthanasia	2	7	9	0	2	2	0	0	0
Stray	436	591	1,027	545	564	1,109	442	536	978
Total	537	899	1,436	663	811	1,474	564	789	1,353

Yearly April Intakes by Intake Type



Yearly April Intakes by Animal Type

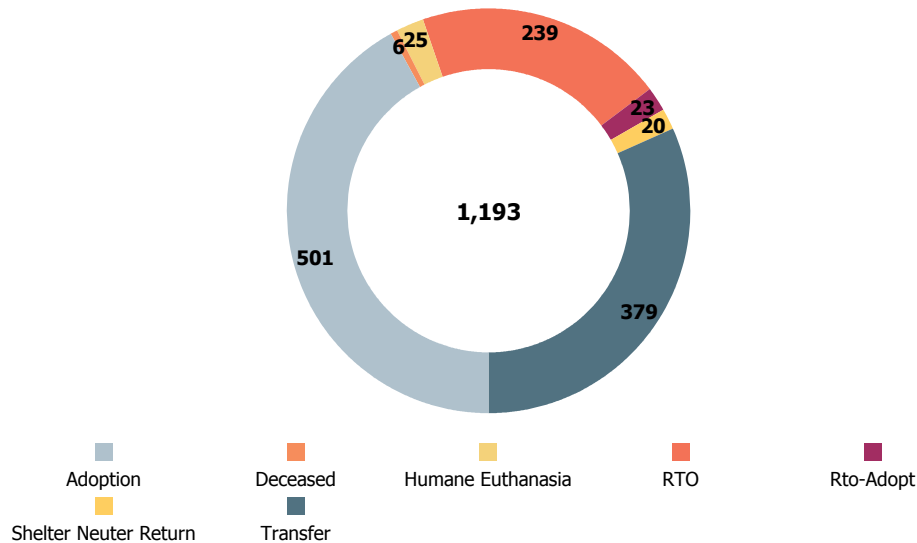


Austin Animal Center April 2017 Outcomes



	Neonatal Kitten	Kitten	Adult Cat	Neonatal Puppy	Puppy	Adult Dog	Total
Adoption	0	72	59	0	126	244	501
Deceased	3	0	2	0	0	1	6
Humane Euthanasia	4	1	13	1	0	6	25
RTO	0	2	22	0	26	189	239
Rto-Adopt	0	0	1	0	2	20	23
Shelter Neuter Return	0	2	18	0	0	0	20
Transfer	138	15	57	8	37	124	379
Total	145	92	172	9	191	584	1,193

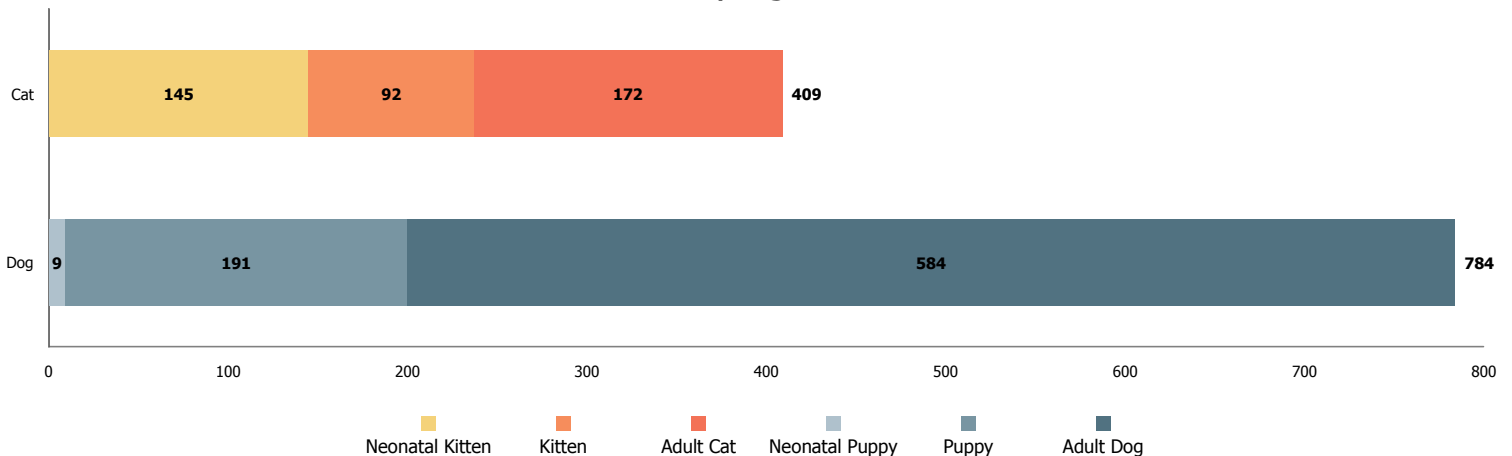
Outcomes by Outcome Type



Age Breakdown



Outcomes by Age Breakdown

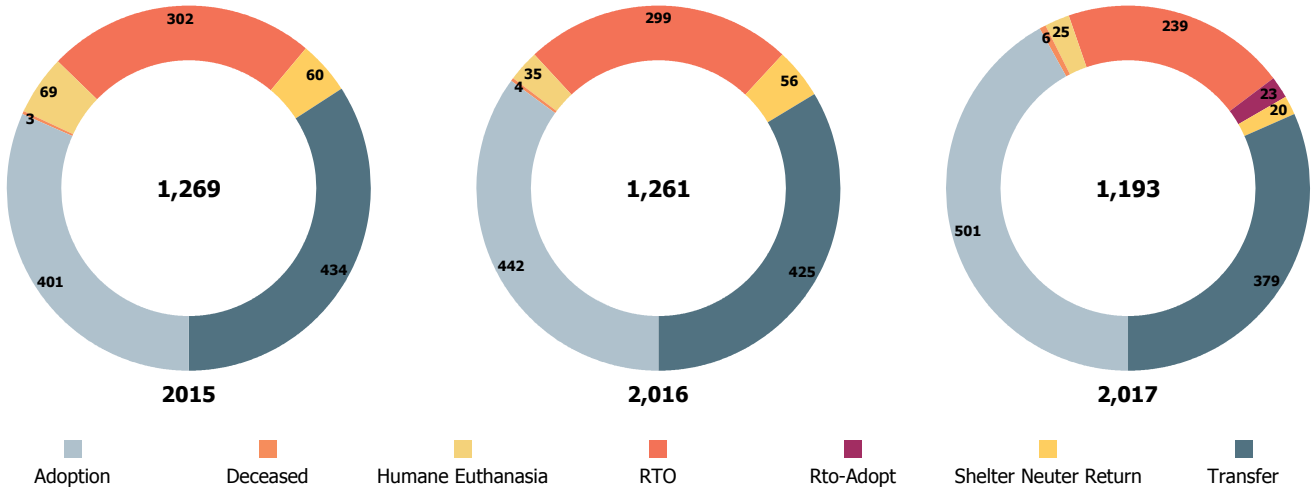


Austin Animal Center April 2015 to 2017 Outcomes

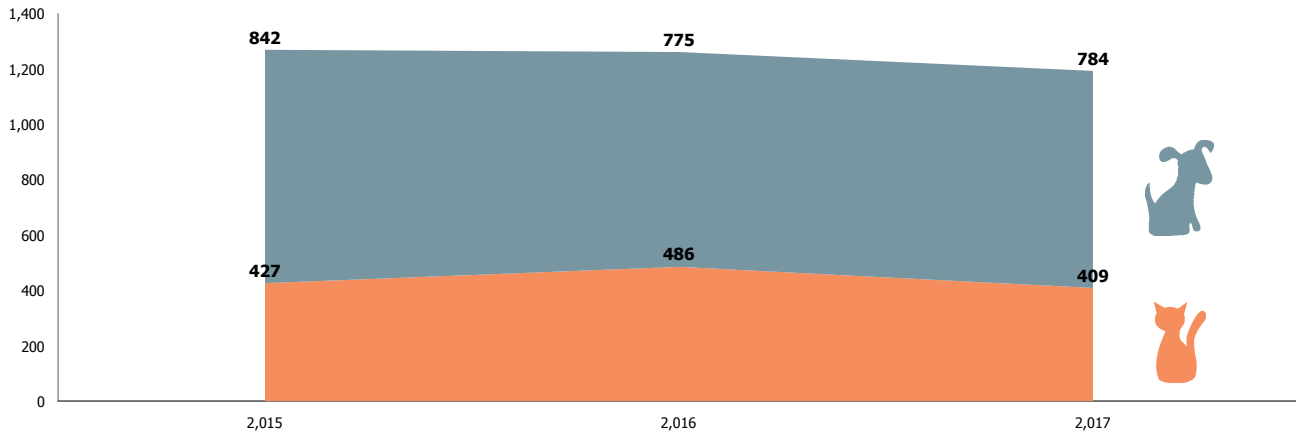


	2015			2016			2017		
	Cat	Dog	Total	Cat	Dog	Total	Cat	Dog	Total
Adoption	73	328	401	98	344	442	131	370	501
Deceased	2	1	3	2	2	4	5	1	6
Humane Euthanasia	25	44	69	21	14	35	18	7	25
RTO	32	270	302	30	269	299	24	215	239
Rto-Adopt	0	0	0	0	0	0	1	22	23
Shelter Neuter Return	60	0	60	56	0	56	20	0	20
Transfer	235	199	434	279	146	425	210	169	379
Total	427	842	1,269	486	775	1,261	409	784	1,193

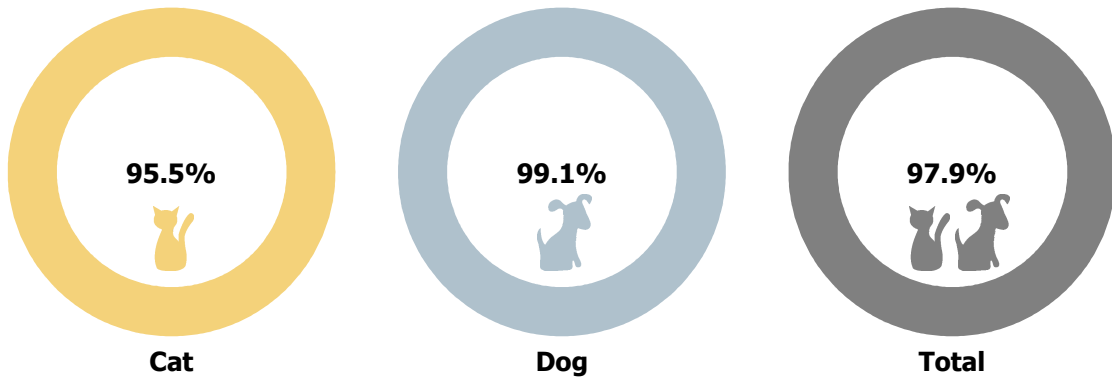
Yearly April Outcomes by Outcome Type



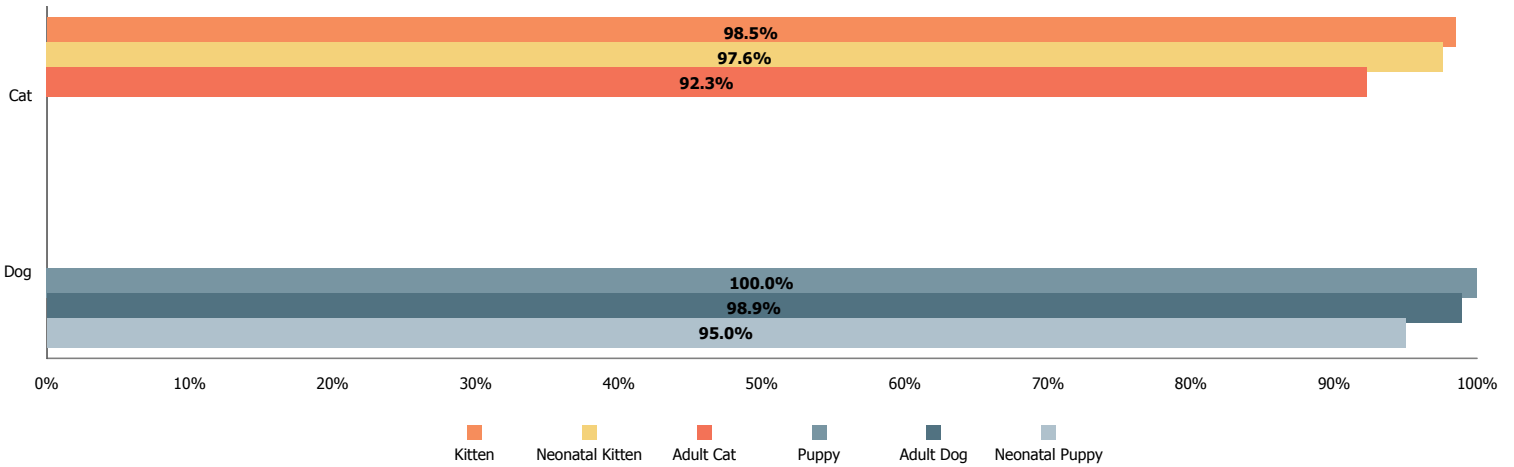
Yearly April Outcomes by Animal Type



Total Live Release Rates



Live Release Rates by Age Breakdown



Yearly April Live Release Rates Compared

