







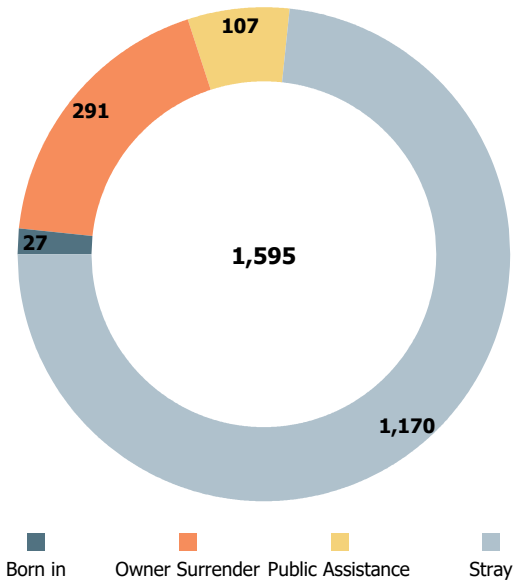
Austin Animal Center Monthly Report July 2018



Fiscal Year 2018

Austin Animal Center July 2018 Intakes

	 Neonatal Kitten	 Kitten	 Adult Cat	 Neonatal Puppy	 Puppy	 Adult Dog	Total
Born in	10	0	0	17	0	0	27
Owner Surrender	3	41	79	0	44	124	291
Public Assistance	0	9	12	0	15	71	107
Stray	193	266	120	22	220	349	1,170
Total	206	316	211	39	279	544	1,595



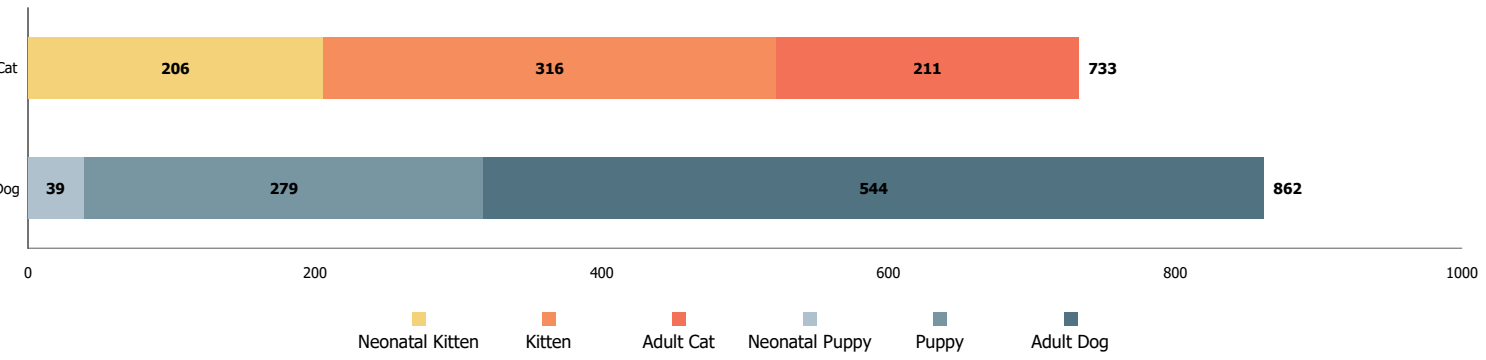
Age Breakdown

Neonatal
 under 6 weeks old

Kitten/Puppy
 6 weeks to under 1 year old

Adult
 at least 1 year old

Intakes by Age Breakdown

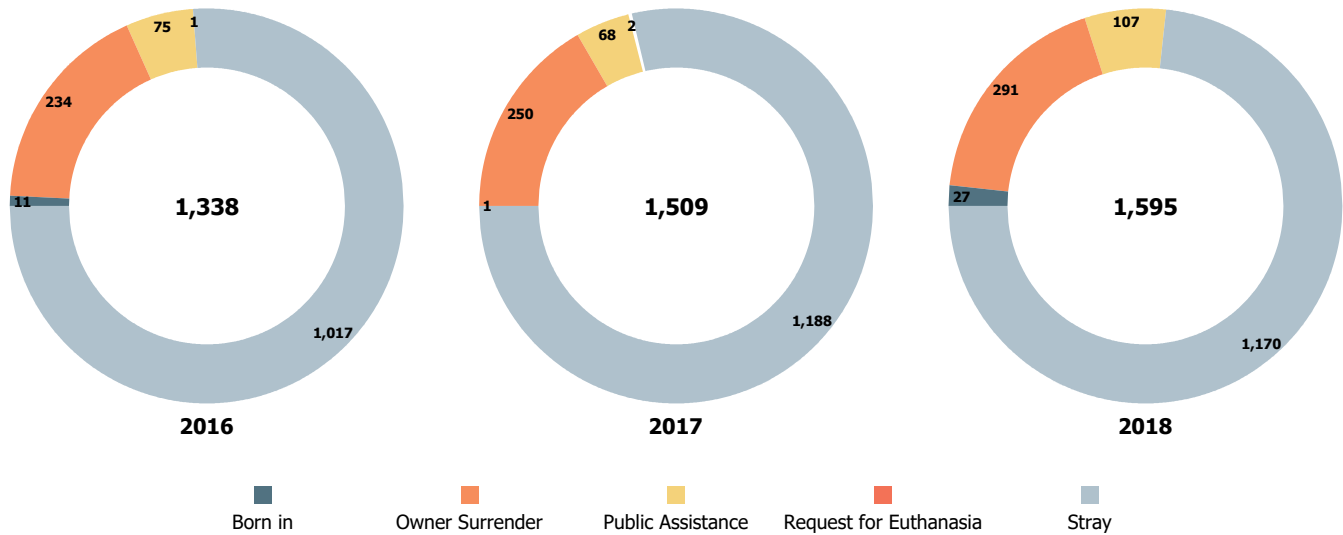


Austin Animal Center July 2016 to 2018 Intakes

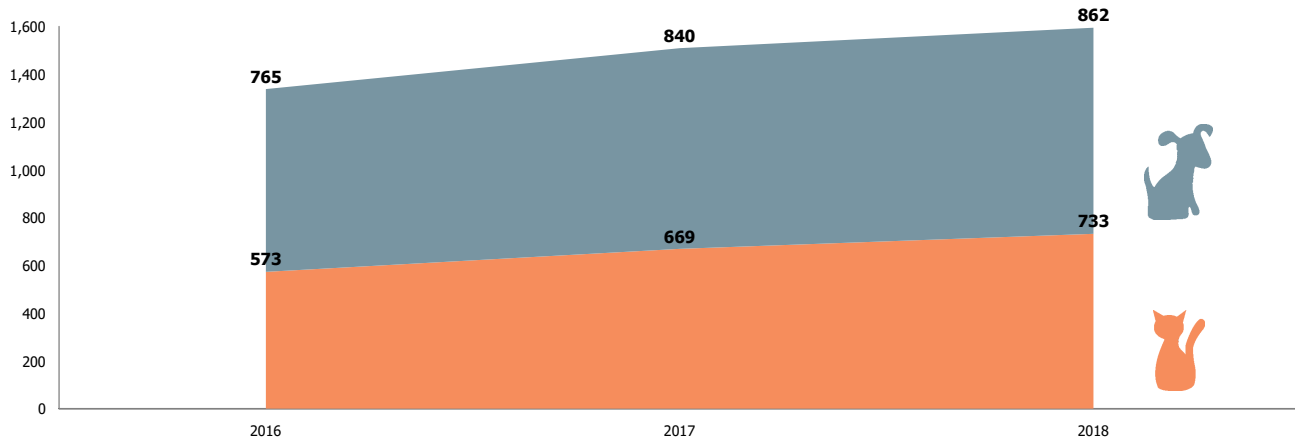


	2016			2017			2018		
	Cat	Dog	Total	Cat	Dog	Total	Cat	Dog	Total
Born in	2	9	11	0	1	1	10	17	27
Owner Surrender	105	129	234	90	160	250	123	168	291
Public Assistance	12	63	75	9	59	68	21	86	107
Request for Euthanasia	1	0	1	2	0	2	0	0	0
Stray	453	564	1,017	568	620	1,188	579	591	1,170
Total	573	765	1,338	669	840	1,509	733	862	1,595

Yearly July Intakes by Intake Type



Yearly July Intakes by Animal Type

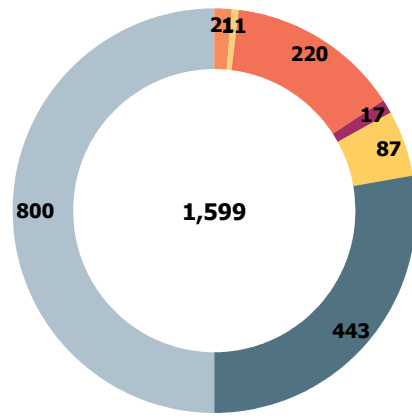


Austin Animal Center July 2018 Outcomes



	Neonatal Kitten	Kitten	Adult Cat	Neonatal Puppy	Puppy	Adult Dog	Total
Adoption	0	284	85	0	185	246	800
Deceased	7	3	2	1	4	4	21
Humane Euthanasia	0	3	4	1	0	3	11
RTO	0	0	17	0	32	171	220
Rto-Adopt	0	0	5	0	1	11	17
Shelter Neuter Return	0	36	51	0	0	0	87
Transfer	99	87	58	27	65	107	443
Total	106	413	222	29	287	542	1,599

Outcomes by Outcome Type



Age Breakdown

Neonatal

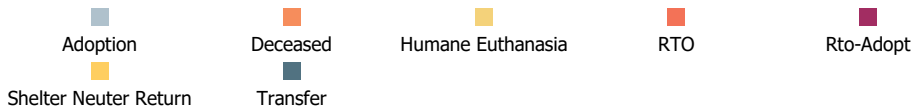
under 6 weeks old

Kitten/Puppy

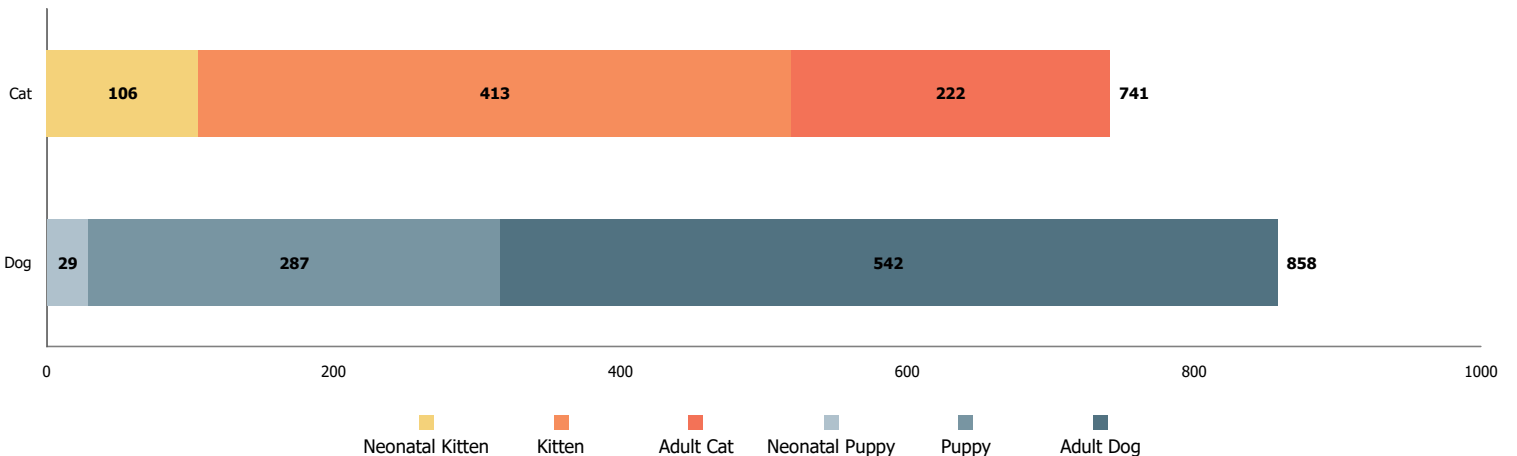
6 weeks to under 1 year old

Adult

at least 1 year old



Outcomes by Age Breakdown

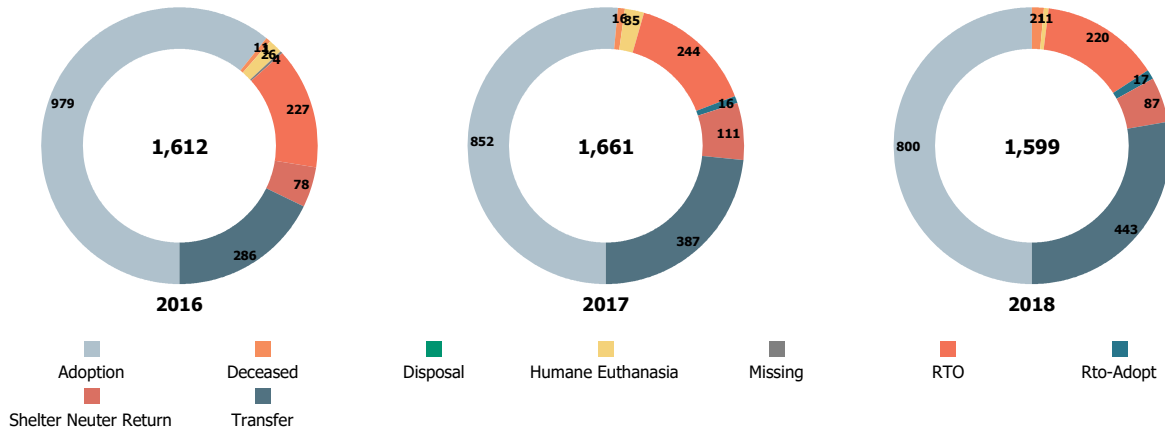


Austin Animal Center July 2016 to 2018 Outcomes

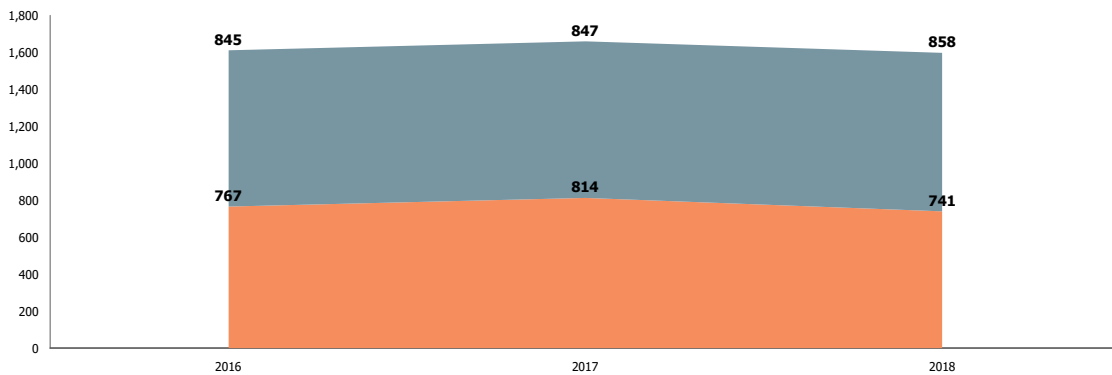


	2016			2017			2018		
	Cat	Dog	Total	Cat	Dog	Total	Cat	Dog	Total
Adoption	498	481	979	440	412	852	369	431	800
Deceased	10	1	11	13	3	16	12	9	21
Disposal	1	0	1	0	0	0	0	0	0
Humane Euthanasia	14	12	26	24	11	35	7	4	11
Missing	4	0	4	0	0	0	0	0	0
RTO	19	208	227	29	215	244	17	203	220
Rto-Adopt	0	0	0	5	11	16	5	12	17
Shelter Neuter Return	78	0	78	111	0	111	87	0	87
Transfer	143	143	286	192	195	387	244	199	443
Total	767	845	1,612	814	847	1,661	741	858	1,599

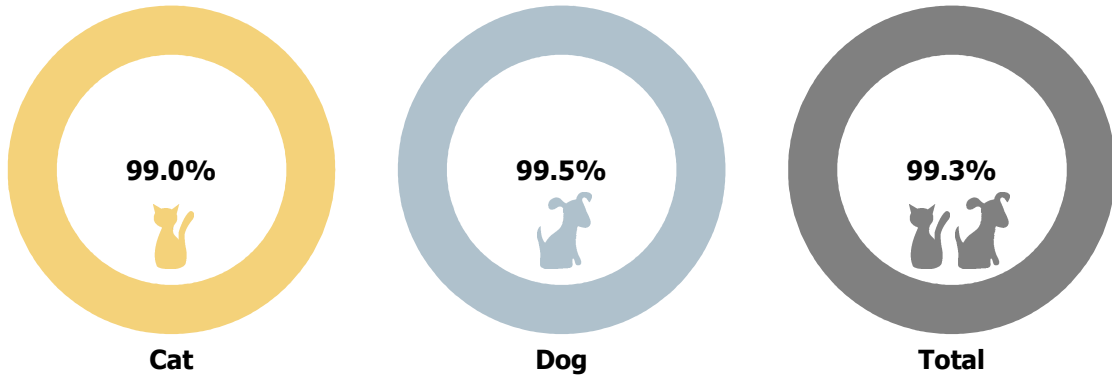
Yearly July Outcomes by Outcome Type



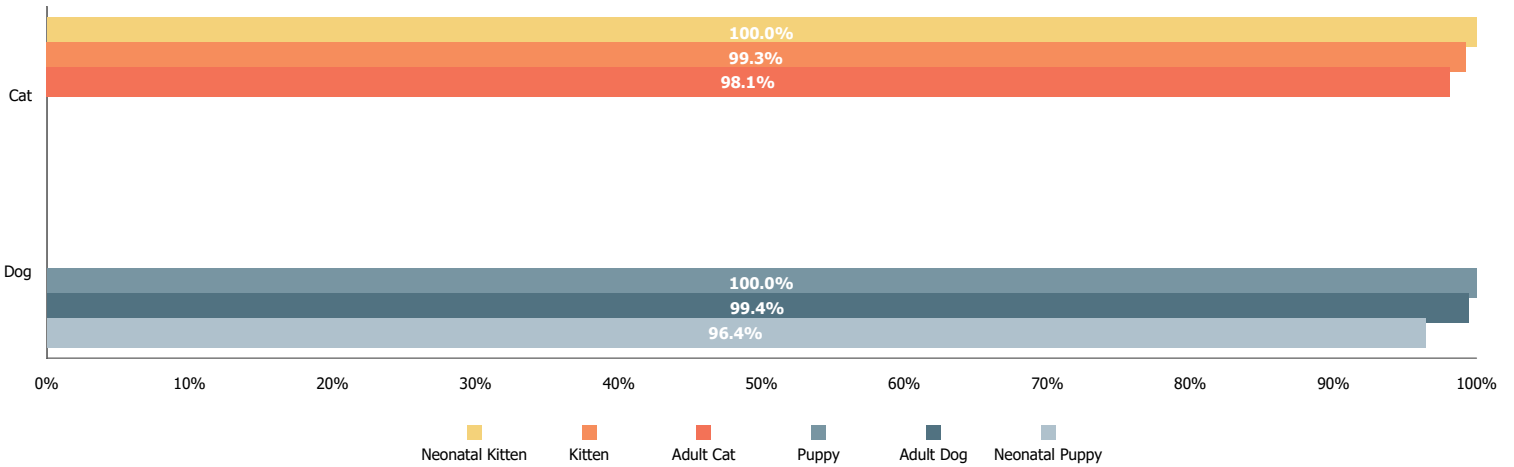
Yearly July Outcomes by Animal Type



Total Live Release Rates



Live Release Rates by Age Breakdown



Yearly July Live Release Rates Compared

