

Austin Animal Center Monthly Report July 2017



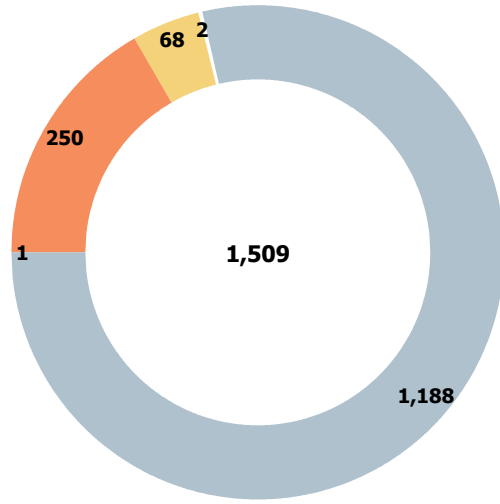
Fiscal Year 2017

Austin Animal Center July 2017 Intakes



	Neonatal Kitten	Kitten	Adult Cat	Neonatal Puppy	Puppy	Adult Dog	Total
Born in	0	0	0	1	0	0	1
Owner Surrender	0	42	48	7	39	114	250
Public Assistance	0	2	7	0	2	57	68
Request for Euthanasia	0	0	2	0	0	0	2
Stray	190	258	121	22	198	399	1,188
Total	190	302	178	30	239	570	1,509

Intakes by Intake Type



■ Born in
 ■ Owner Surrender
 ■ Public Assistance
 ■ Request for Euthanasia
 ■ Stray

Age Breakdown

Neonatal

under 6 weeks old

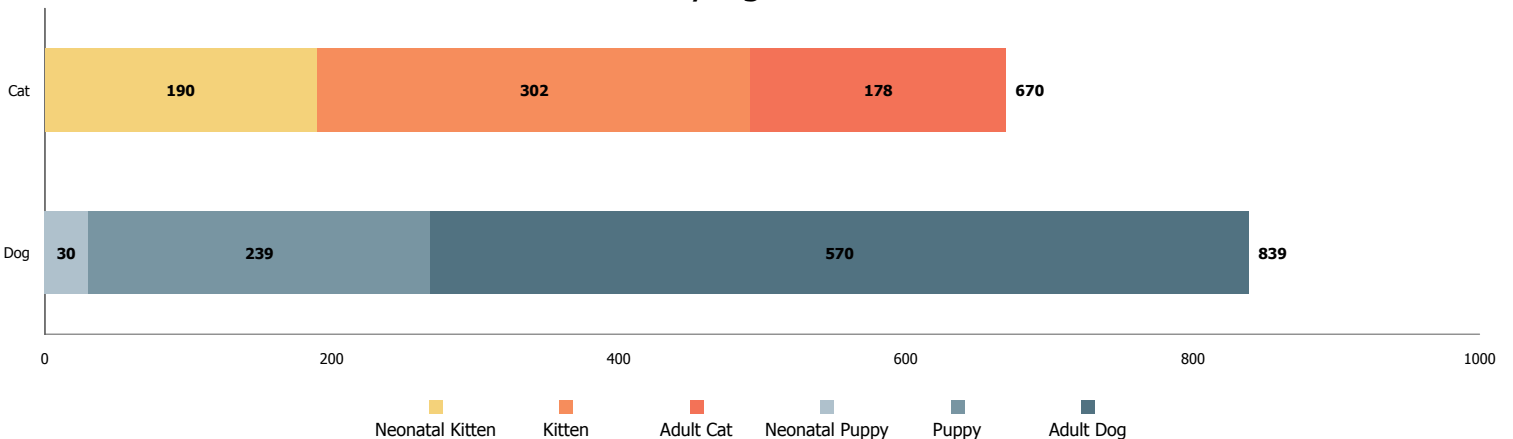
Kitten/Puppy

6 weeks to under 1 year old

Adult

at least 1 year old

Intakes by Age Breakdown

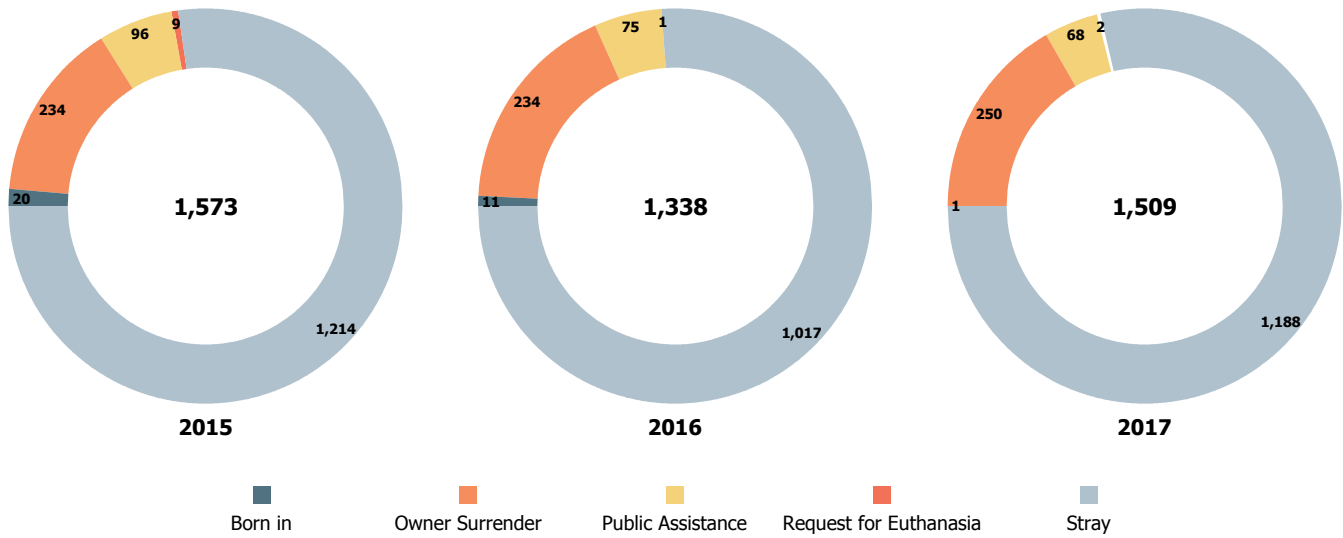


Austin Animal Center July 2015 to 2017 Intakes

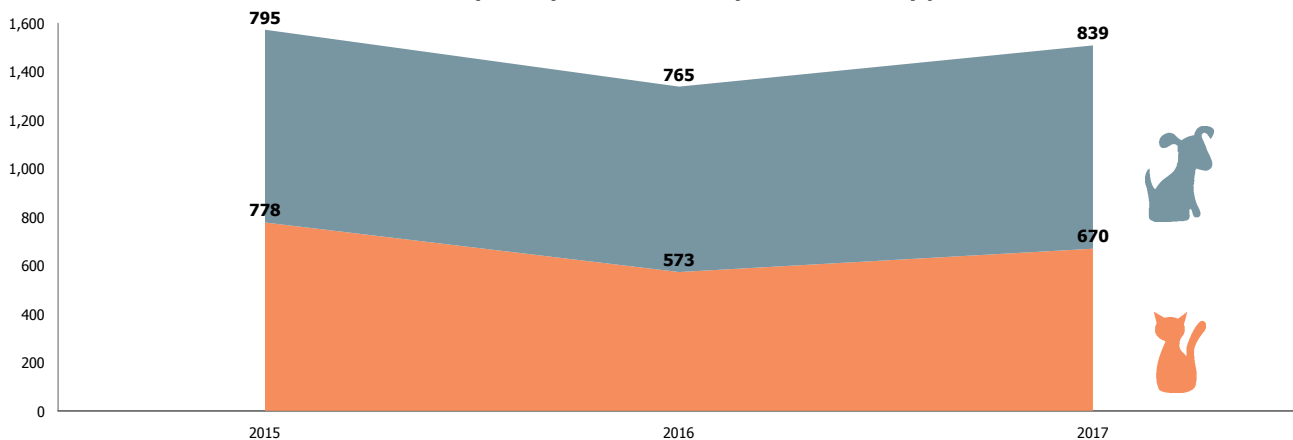


	2015			2016			2017		
	Cat	Dog	Total	Cat	Dog	Total	Cat	Dog	Total
Born in	13	7	20	2	9	11	0	1	1
Owner Surrender	116	118	234	105	129	234	90	160	250
Public Assistance	13	83	96	12	63	75	9	59	68
Request for Euthanasia	1	8	9	1	0	1	2	0	2
Stray	635	579	1,214	453	564	1,017	569	619	1,188
Total	778	795	1,573	573	765	1,338	670	839	1,509

Yearly July Intakes by Intake Type



Yearly July Intakes by Animal Type

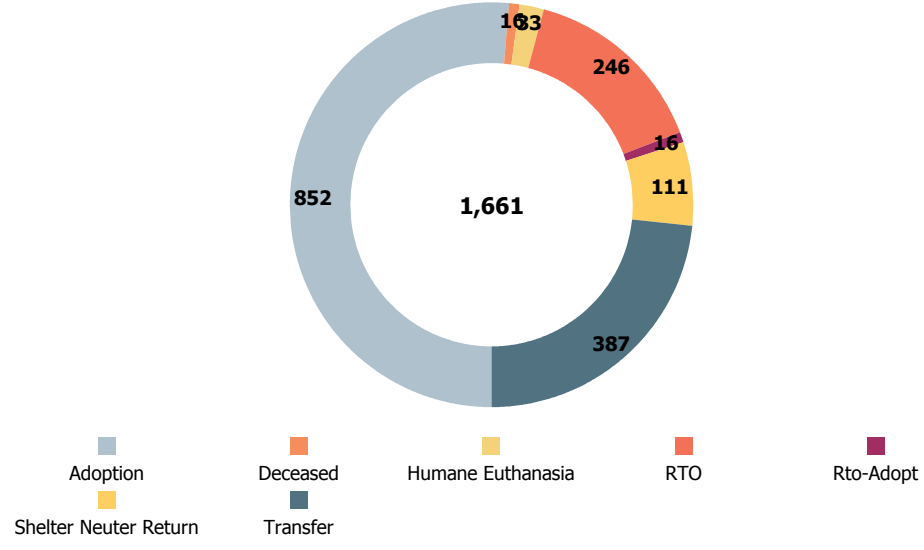


Austin Animal Center July 2017 Outcomes



	Neonatal Kitten	Kitten	Adult Cat	Neonatal Puppy	Puppy	Adult Dog	Total
Adoption	0	384	56	0	207	205	852
Deceased	2	8	3	1	0	2	16
Humane Euthanasia	4	8	12	0	1	8	33
RTO	0	5	24	0	23	194	246
Rto-Adopt	0	2	3	0	0	11	16
Shelter Neuter Return	0	56	55	0	0	0	111
Transfer	111	52	29	29	37	129	387
Total	117	515	182	30	268	549	1,661

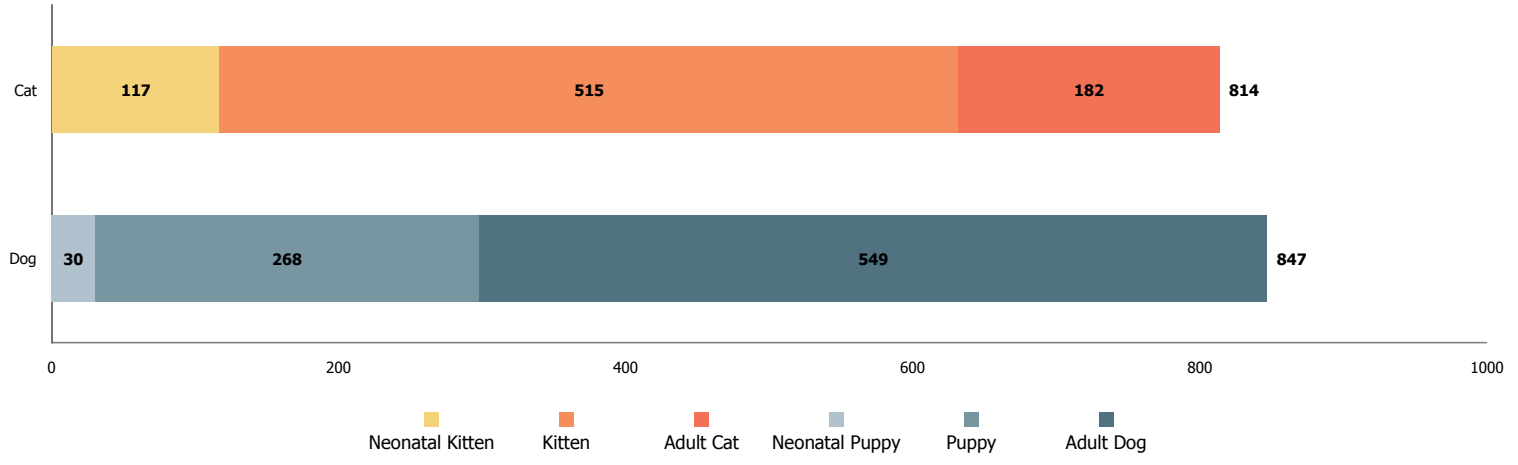
Outcomes by Outcome Type



Age Breakdown

- Neonatal**
under 6 weeks old
- Kitten/Puppy**
6 weeks to under 1 year old
- Adult**
at least 1 year old

Outcomes by Age Breakdown

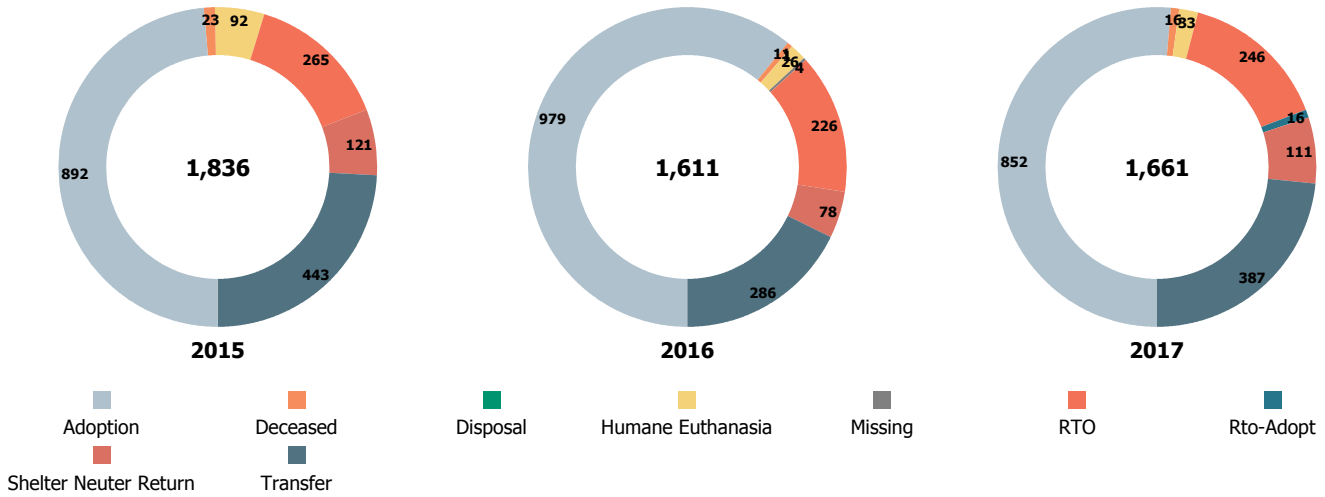


Austin Animal Center July 2015 to 2017 Outcomes

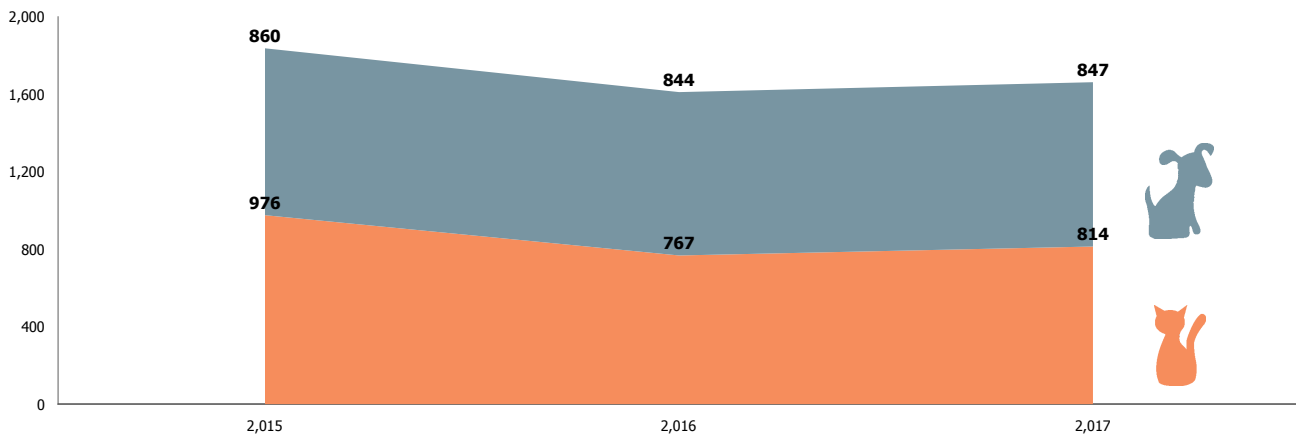


	2015			2016			2017		
	Cat	Dog	Total	Cat	Dog	Total	Cat	Dog	Total
Adoption	513	379	892	498	481	979	440	412	852
Deceased	18	5	23	10	1	11	13	3	16
Disposal	0	0	0	1	0	1	0	0	0
Humane Euthanasia	51	41	92	14	12	26	24	9	33
Missing	0	0	0	4	0	4	0	0	0
RTO	28	237	265	19	207	226	29	217	246
Rto-Adopt	0	0	0	0	0	0	5	11	16
Shelter Neuter Return	121	0	121	78	0	78	111	0	111
Transfer	245	198	443	143	143	286	192	195	387
Total	976	860	1,836	767	844	1,611	814	847	1,661

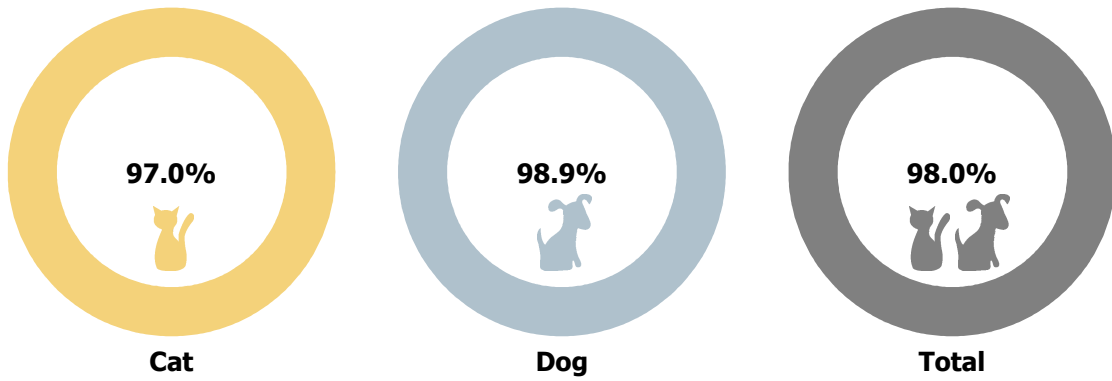
Yearly July Outcomes by Outcome Type



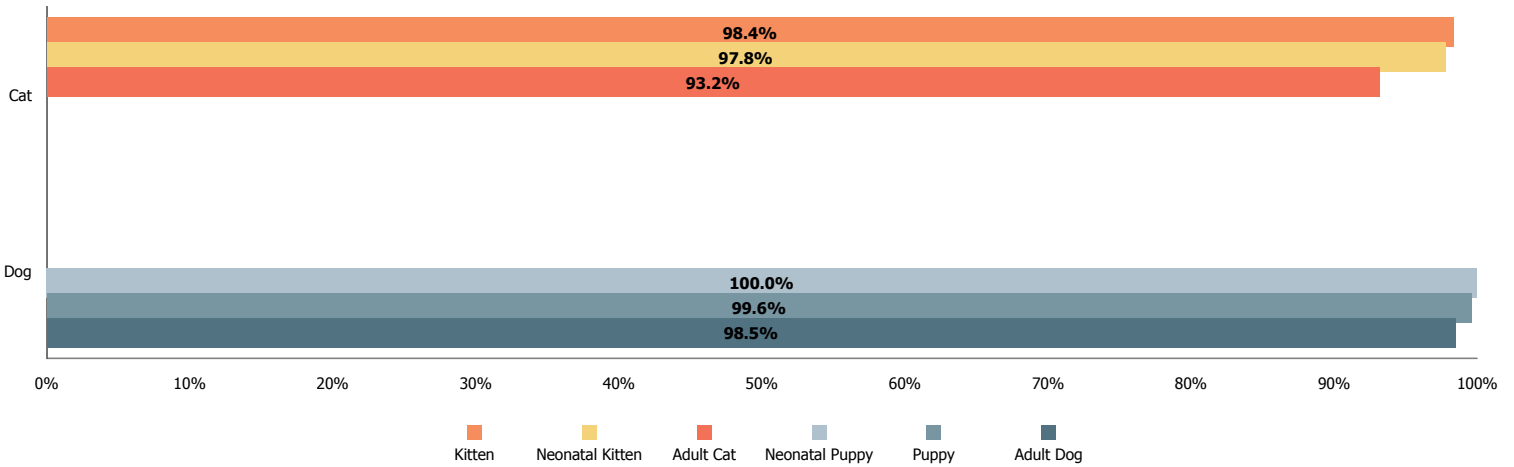
Yearly July Outcomes by Animal Type



Total Live Release Rates



Live Release Rates by Age Breakdown



Yearly July Live Release Rates Compared

