







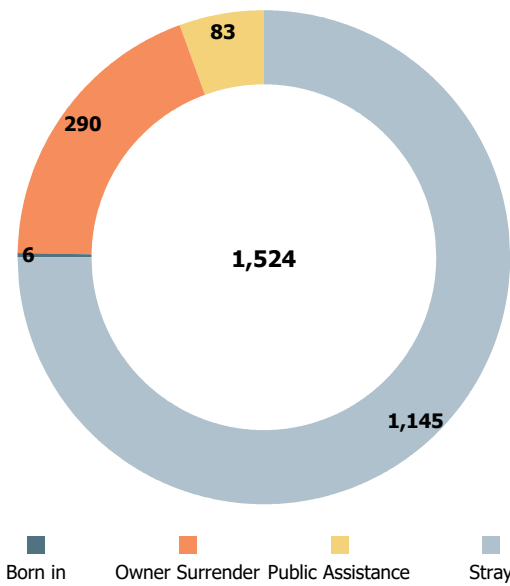
Austin Animal Center Monthly Report September 2018



Fiscal Year 2018

Austin Animal Center September 2018 Intakes

	 Neonatal Kitten	 Kitten	 Adult Cat	 Neonatal Puppy	 Puppy	 Adult Dog	Total
Born in	6	0	0	0	0	0	6
Owner Surrender	6	42	48	1	75	118	290
Public Assistance	0	4	9	2	5	63	83
Stray	155	208	125	30	220	407	1,145
Total	167	254	182	33	300	588	1,524





Age Breakdown



Neonatal

  under 6 weeks old

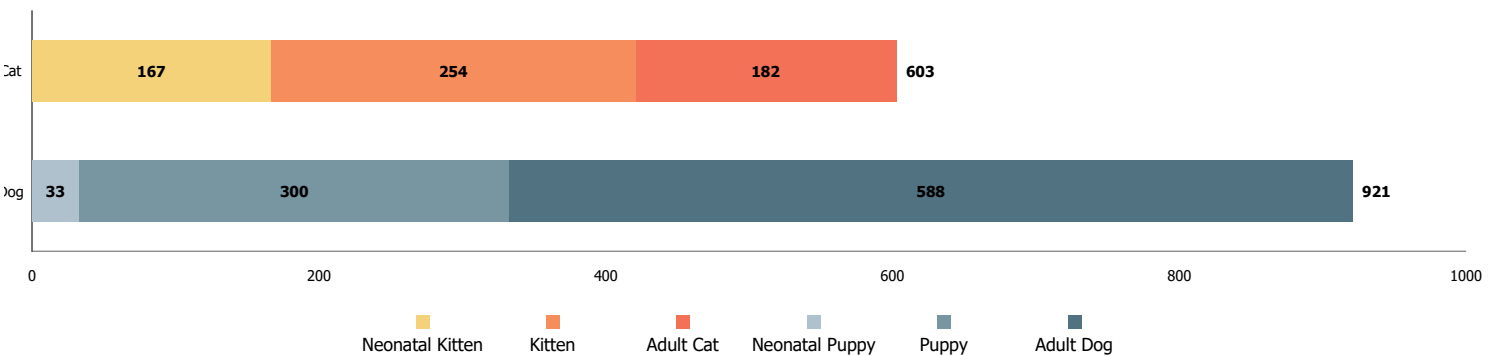
Kitten/Puppy

  6 weeks to under 1 year old

Adult

  at least 1 year old

Intakes by Age Breakdown

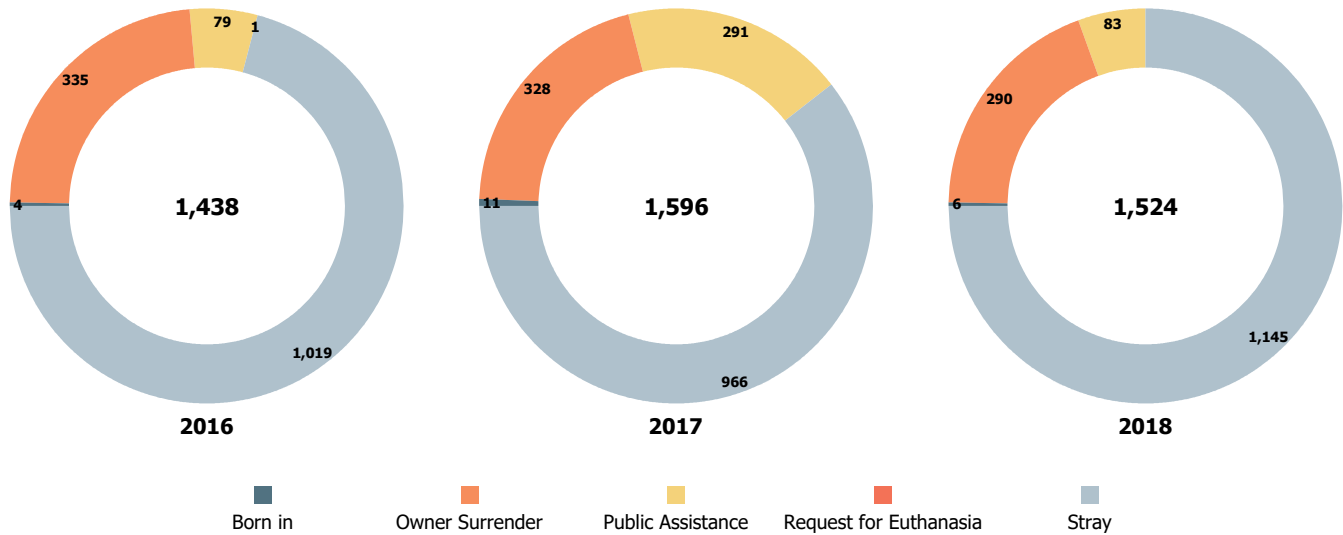


Austin Animal Center September 2016 to 2018 Intakes

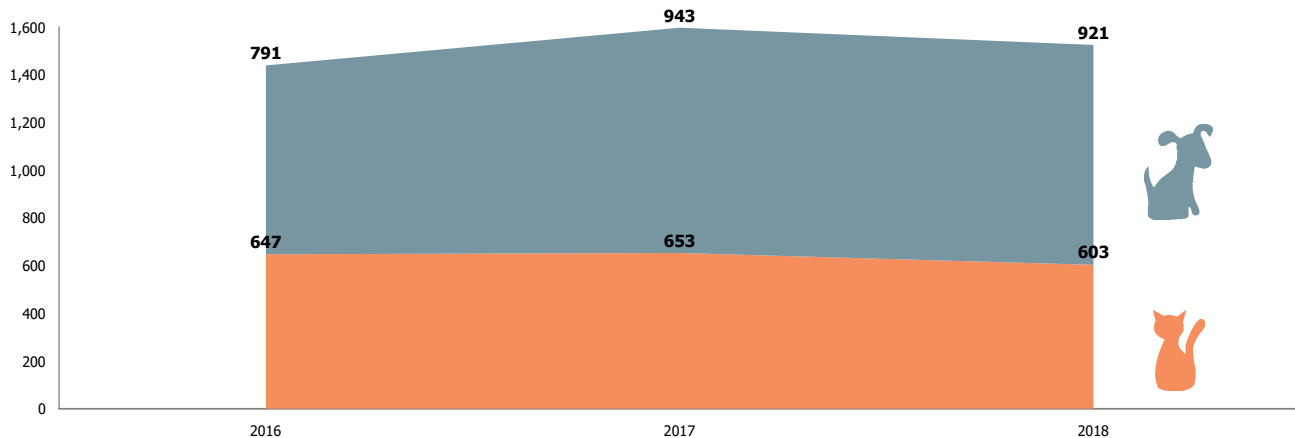


	2016			2017			2018		
	Cat	Dog	Total	Cat	Dog	Total	Cat	Dog	Total
Born in	1	3	4	3	8	11	6	0	6
Owner Surrender	168	167	335	162	166	328	96	194	290
Public Assistance	14	65	79	19	272	291	13	70	83
Request for Euthanasia	0	1	1	0	0	0	0	0	0
Stray	464	555	1,019	469	497	966	488	657	1,145
Total	647	791	1,438	653	943	1,596	603	921	1,524

Yearly September Intakes by Intake Type



Yearly September Intakes by Animal Type

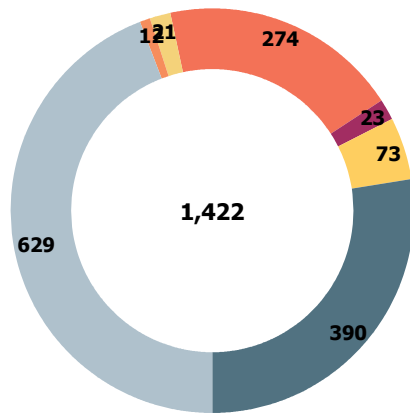


Austin Animal Center September 2018 Outcomes



	Neonatal Kitten	Kitten	Adult Cat	Neonatal Puppy	Puppy	Adult Dog	Total
Adoption	0	195	55	0	190	189	629
Deceased	4	2	2	2	1	1	12
Humane Euthanasia	0	6	8	0	3	4	21
RTO	0	5	23	0	27	219	274
Rto-Adopt	0	0	4	0	2	17	23
Shelter Neuter Return	0	29	44	0	0	0	73
Transfer	88	48	44	10	78	122	390
Total	92	285	180	12	301	552	1,422

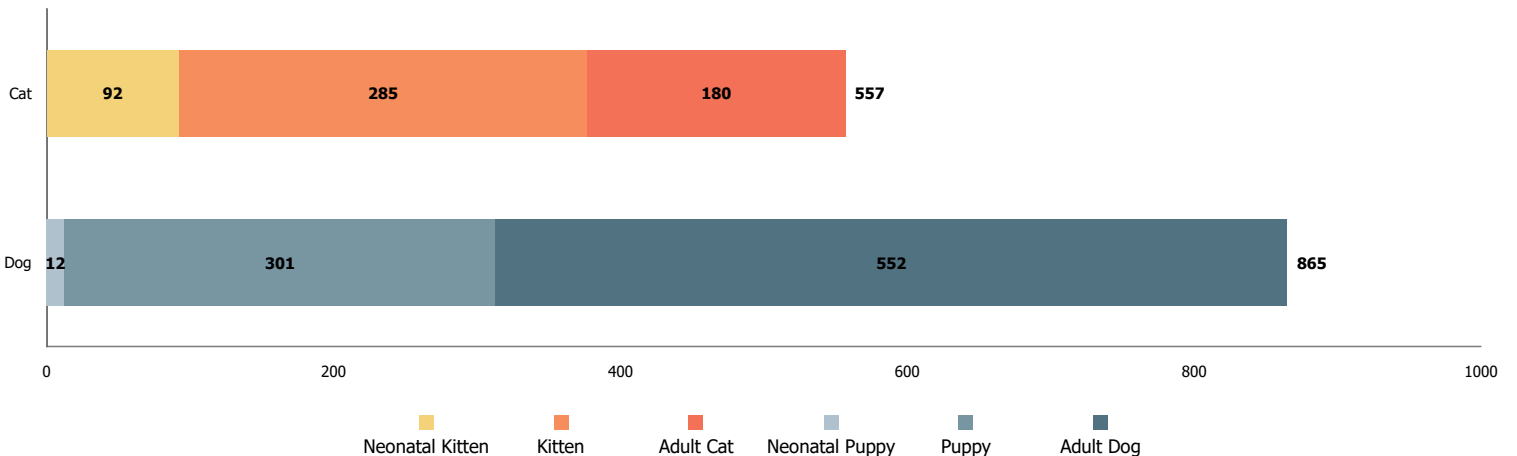
Outcomes by Outcome Type



Age Breakdown



Outcomes by Age Breakdown

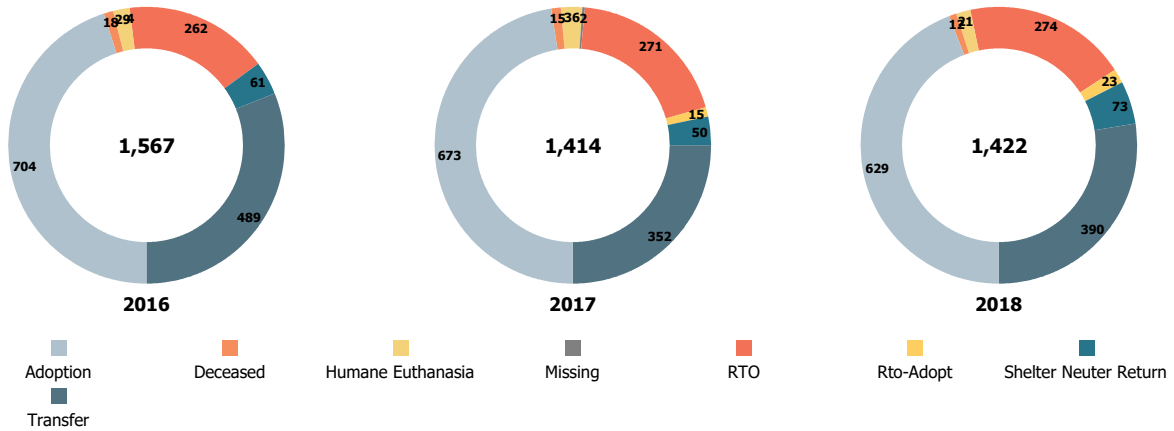


Austin Animal Center September 2016 to 2018 Outcomes

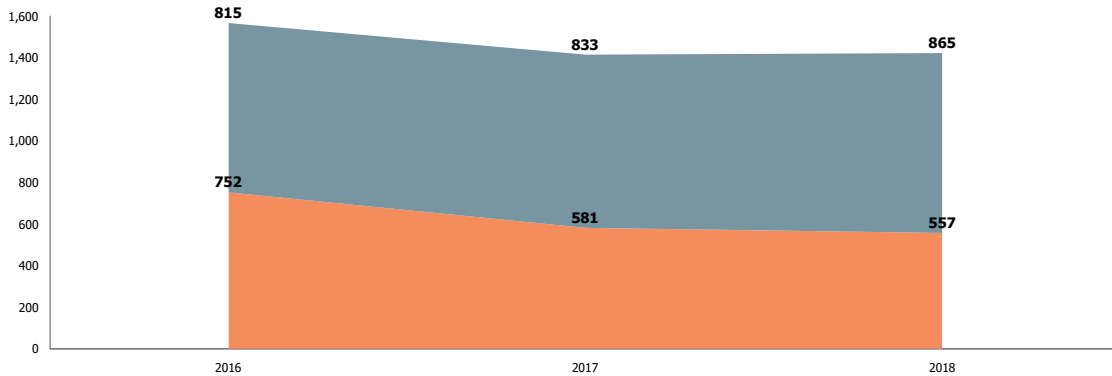


	2016			2017			2018		
	Cat	Dog	Total	Cat	Dog	Total	Cat	Dog	Total
Adoption	294	410	704	306	367	673	250	379	629
Deceased	15	3	18	12	3	15	8	4	12
Humane Euthanasia	17	12	29	25	11	36	14	7	21
Missing	4	0	4	1	1	2	0	0	0
RTO	25	237	262	31	240	271	28	246	274
Rto-Adopt	0	0	0	2	13	15	4	19	23
Shelter Neuter Return	61	0	61	50	0	50	73	0	73
Transfer	336	153	489	154	198	352	180	210	390
Total	752	815	1,567	581	833	1,414	557	865	1,422

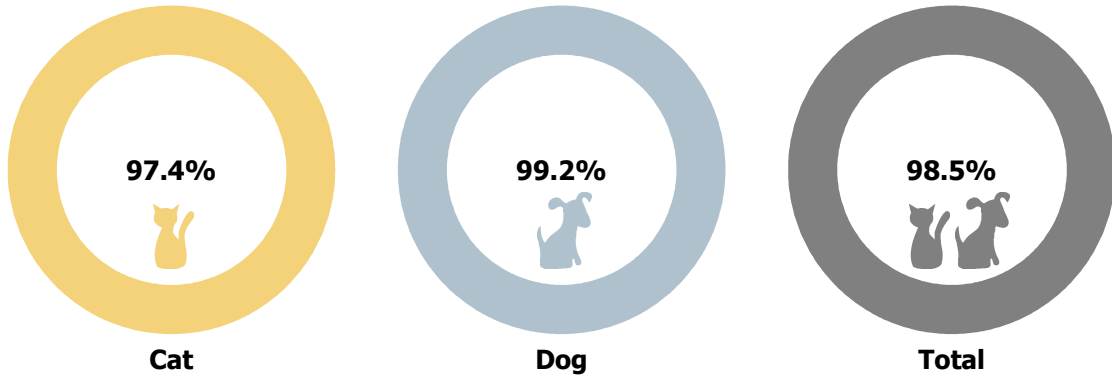
Yearly September Outcomes by Outcome Type



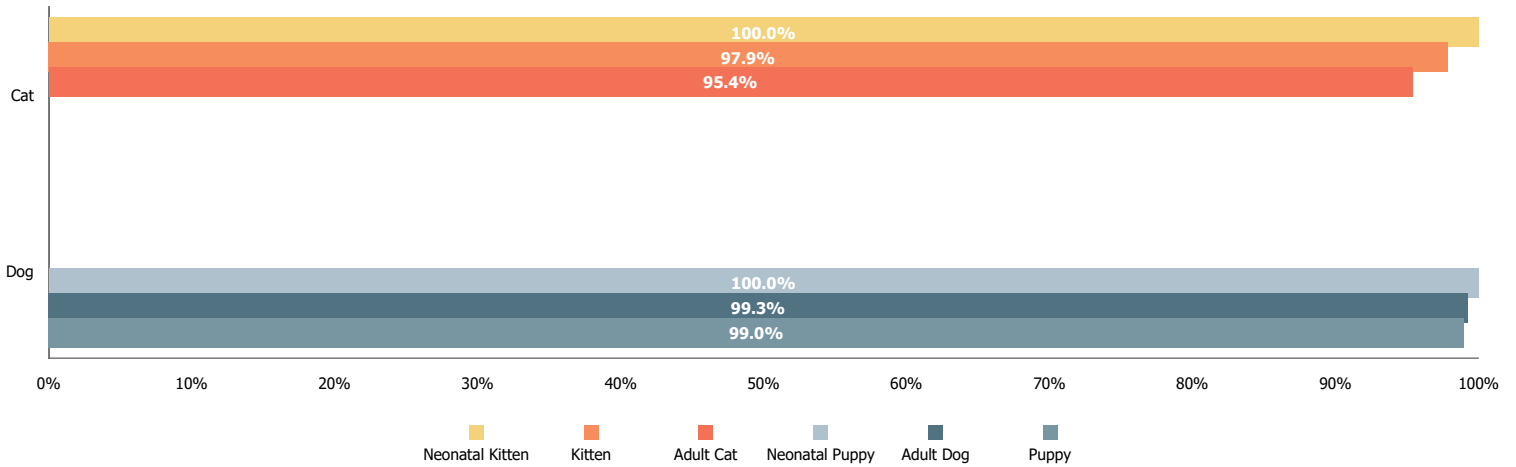
Yearly September Outcomes by Animal Type



Total Live Release Rates



Live Release Rates by Age Breakdown



Yearly September Live Release Rates Compared

