

















































Leading Causes of Death by Age Group (Years), Travis County, Texas (2015-2019)

Rank	Under 1	1 to 4	5 to 14	15 to 24	25 to 34	35 to 44	45 to 54	55 to 64	65 to 74	75 to 84	85 and over	All Ages
1	 152	 15	 19	 199	 360	 277	 498	 1,266	 1,664	 1,301	 1,858	 5,949
2	 75	 11	 19	S 116	S 150	 188	 327	 814	 1,027	 1,126	 926	 5,353
3	 34		S 11	 51	 59	S 139	 289	 319	 250	 404	 785	 2,417
4				 17	 57	 131	 150	 205	 238	 367	 622	 1,493
5				 11	 54	 51	S 143	 144	 237	 331	 436	 1,215
Other Death Causes	59	36	24	69	161	307	654	1,331	1,850	2,299	3,650	11,936
Total Deaths	320	62	73	463	841	1,093	2,061	4,079	5,266	5,828	8,277	28,363

Data Source: Centers of Disease Control and Prevention, National Center for Health Statistics. Underlying Cause Death on CDC WONDER Online Database

Notation: Number in cell represents number of deaths

Prepared January 2021 by Austin Public Health

Legend:



Alzheimer's Disease



Cerebro-Vascular Disease



Congenital Malformations



Diabetes



Disease of the Heart



Homicide



Liver Disease, Cirrhosis



Lower Respiratory Disease



Malignant Neoplasms (Cancer)



Perinatal Period



Suicide



Unintentional Injury