








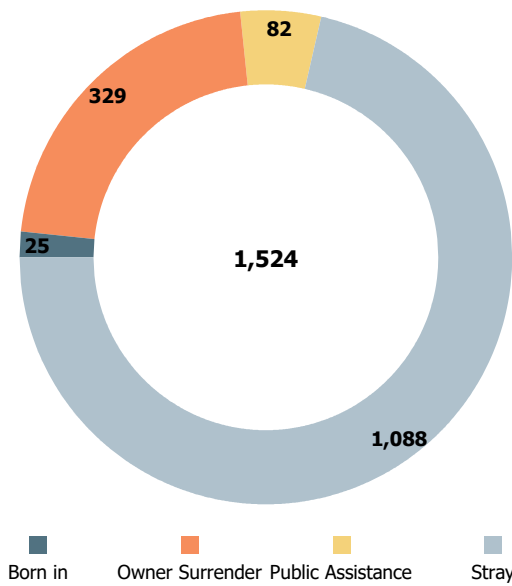
# Austin Animal Center Monthly Report April 2019



# Austin Animal Center April 2019 Intakes



	 Neonatal	 Kitten	 Adult Cat	 Neonatal	 Puppy	 Adult Dog	Total
<b>Born in</b>	12	0	0	13	0	0	<b>25</b>
<b>Owner Surrender</b>	14	29	69	11	67	139	<b>329</b>
<b>Public Assistance</b>	0	3	10	7	4	58	<b>82</b>
<b>Stray</b>	303	48	139	39	187	372	<b>1,088</b>
<b>Total</b>	<b>329</b>	<b>80</b>	<b>218</b>	<b>70</b>	<b>258</b>	<b>569</b>	<b>1,524</b>

### Intakes by Intake Type





### Age Breakdown



#### Neonatal

  under 6 weeks old

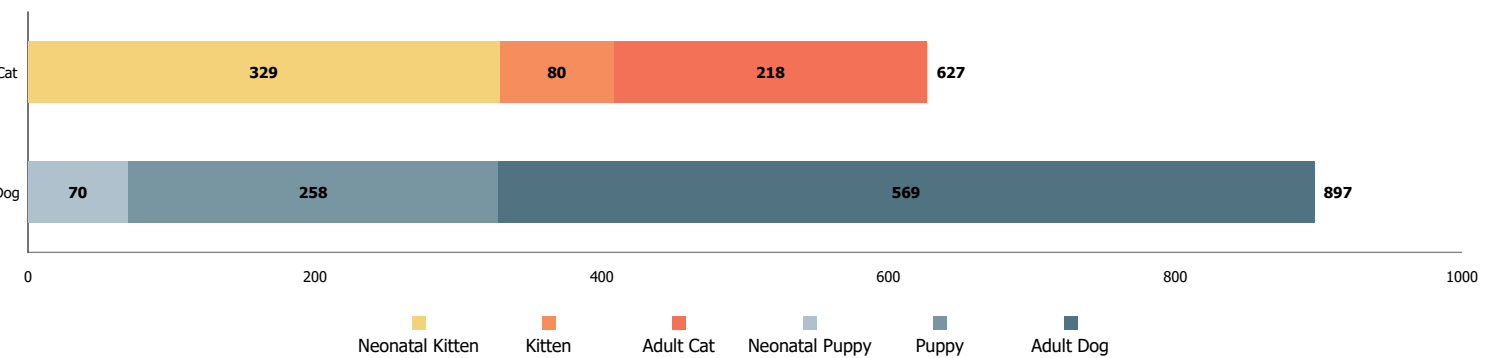
#### Kitten/Puppy

  6 weeks to under 1 year old

#### Adult

  at least 1 year old

### Intakes by Age Breakdown

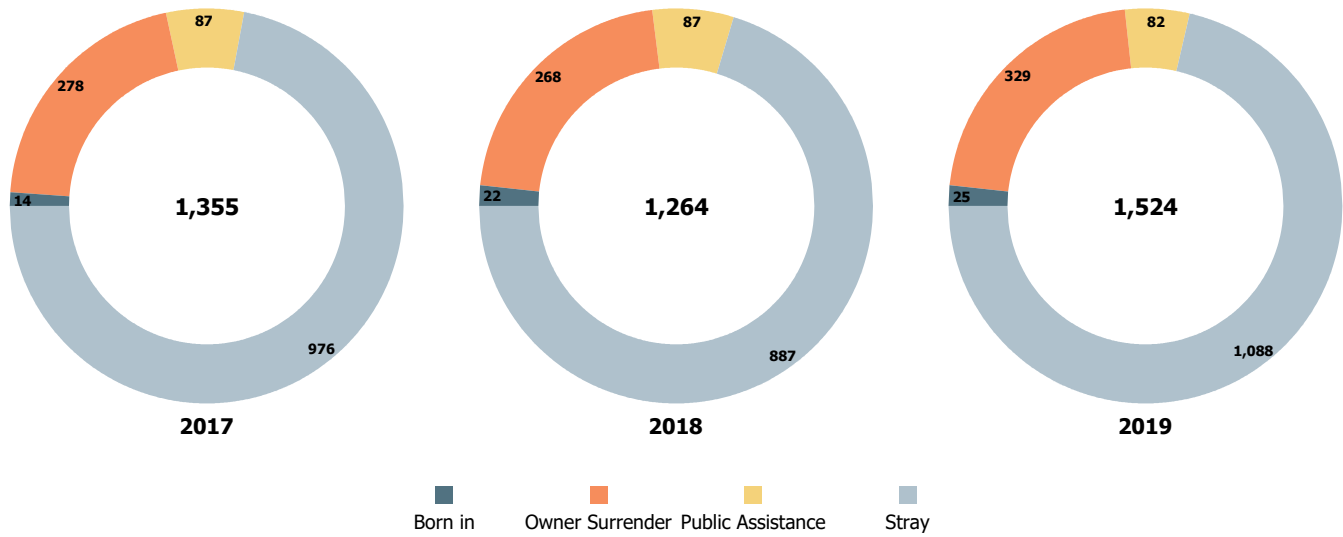


# Austin Animal Center April 2017 to 2019 Intakes

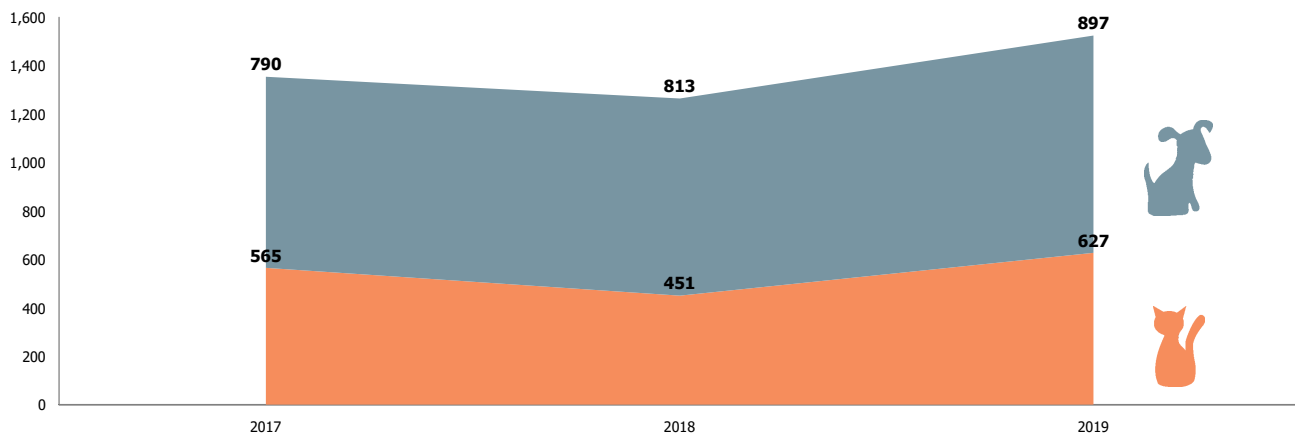


	2017			2018			2019		
	Cat	Dog	Total	Cat	Dog	Total	Cat	Dog	Total
<b>Born in</b>	4	10	<b>14</b>	17	5	<b>22</b>	12	13	<b>25</b>
<b>Owner Surrender</b>	104	174	<b>278</b>	76	192	<b>268</b>	112	217	<b>329</b>
<b>Public Assistance</b>	15	72	<b>87</b>	7	80	<b>87</b>	13	69	<b>82</b>
<b>Stray</b>	442	534	<b>976</b>	351	536	<b>887</b>	490	598	<b>1,088</b>
<b>Total</b>	<b>565</b>	<b>790</b>	<b>1,355</b>	<b>451</b>	<b>813</b>	<b>1,264</b>	<b>627</b>	<b>897</b>	<b>1,524</b>

### Yearly April Intakes by Intake Type



### Yearly April Intakes by Animal Type

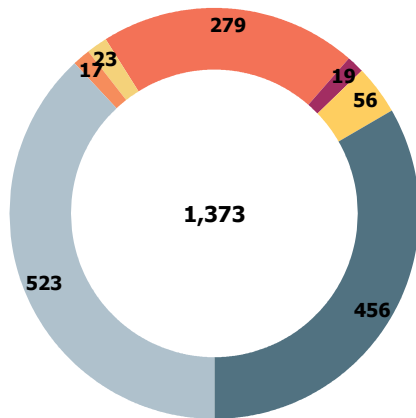


# Austin Animal Center April 2019 Outcomes




	Neonatal	Kitten	Adult Cat	Neonatal	Puppy	Adult Dog	Total
<b>Adoption</b>	0	41	67	0	183	232	<b>523</b>
<b>Deceased</b>	10	0	4	2	0	1	<b>17</b>
<b>Humane Euthanasia</b>	5	0	7	2	3	6	<b>23</b>
<b>RTO</b>	0	3	30	7	24	215	<b>279</b>
<b>Rto-Adopt</b>	0	0	4	0	2	13	<b>19</b>
<b>Shelter Neuter Return</b>	0	10	46	0	0	0	<b>56</b>
<b>Transfer</b>	183	7	42	37	64	123	<b>456</b>
<b>Total</b>	<b>198</b>	<b>61</b>	<b>200</b>	<b>48</b>	<b>276</b>	<b>590</b>	<b>1,373</b>

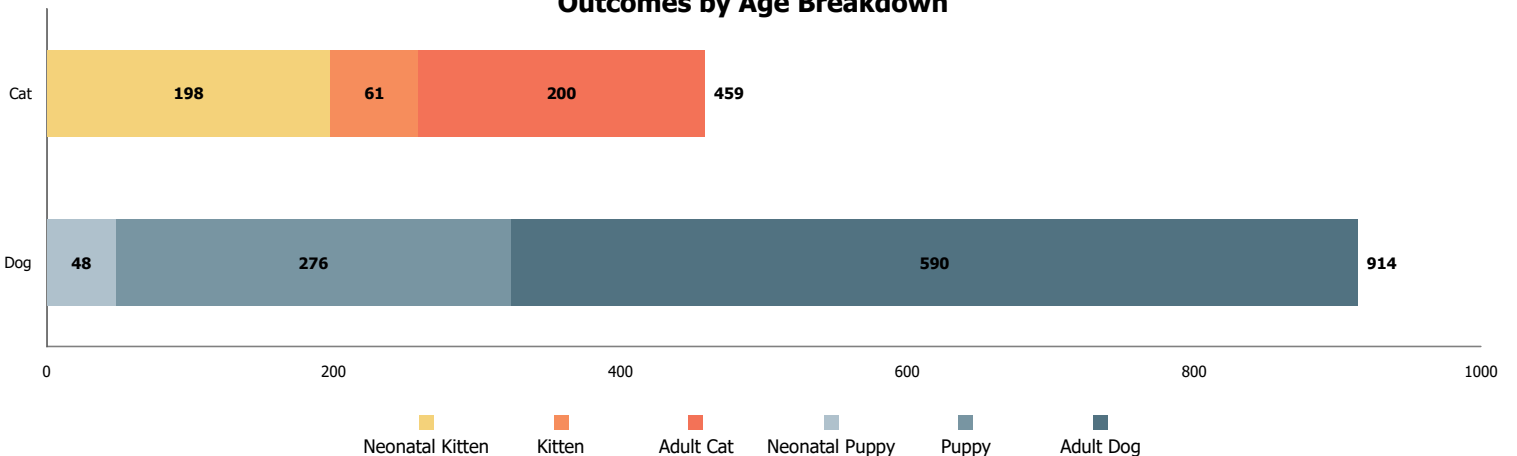
**Outcomes by Outcome Type**



**Age Breakdown**



**Outcomes by Age Breakdown**

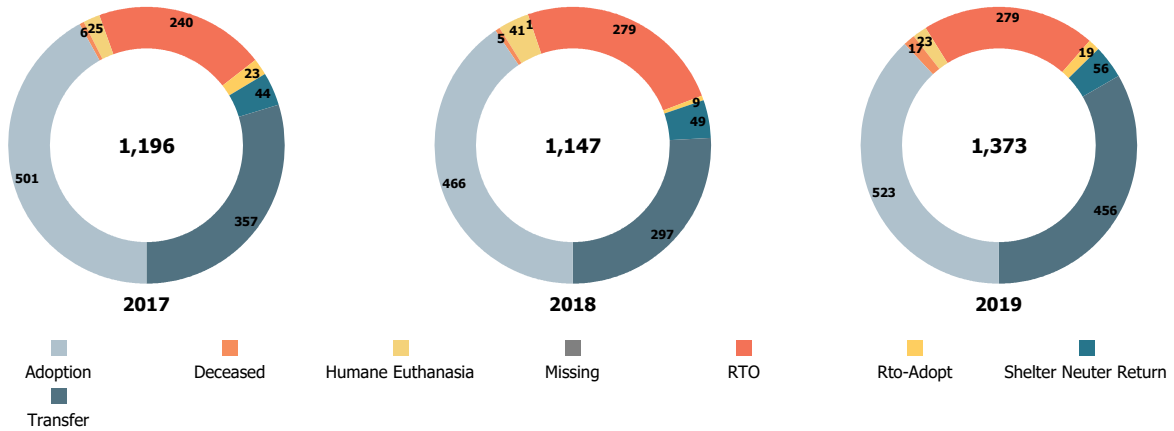


# Austin Animal Center April 2017 to 2019 Outcomes

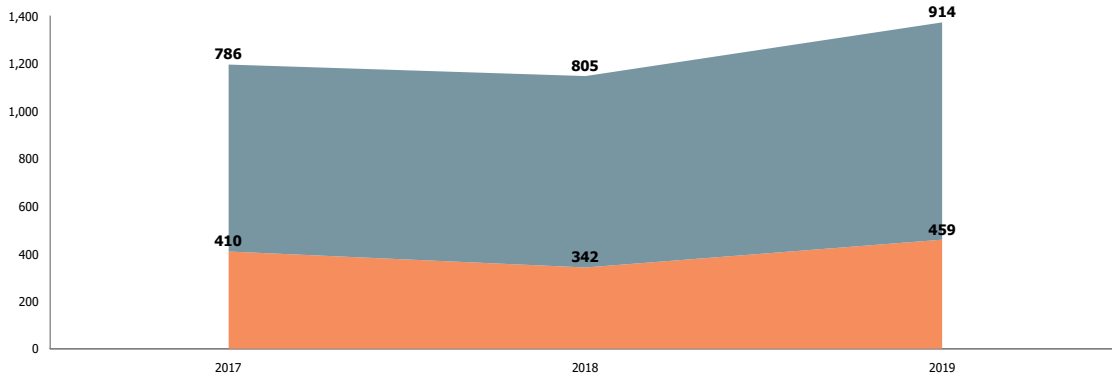


	2017			2018			2019		
	Cat	Dog	Total	Cat	Dog	Total	Cat	Dog	Total
<b>Adoption</b>	131	370	<b>501</b>	100	366	<b>466</b>	108	415	<b>523</b>
<b>Deceased</b>	5	1	<b>6</b>	4	1	<b>5</b>	14	3	<b>17</b>
<b>Humane Euthanasia</b>	18	7	<b>25</b>	34	7	<b>41</b>	12	11	<b>23</b>
<b>Missing</b>	0	0	<b>0</b>	1	0	<b>1</b>	0	0	<b>0</b>
<b>RTO</b>	24	216	<b>240</b>	26	253	<b>279</b>	33	246	<b>279</b>
<b>Rto-Adopt</b>	1	22	<b>23</b>	1	8	<b>9</b>	4	15	<b>19</b>
<b>Shelter Neuter Return</b>	44	0	<b>44</b>	49	0	<b>49</b>	56	0	<b>56</b>
<b>Transfer</b>	187	170	<b>357</b>	127	170	<b>297</b>	232	224	<b>456</b>
<b>Total</b>	<b>410</b>	<b>786</b>	<b>1,196</b>	<b>342</b>	<b>805</b>	<b>1,147</b>	<b>459</b>	<b>914</b>	<b>1,373</b>

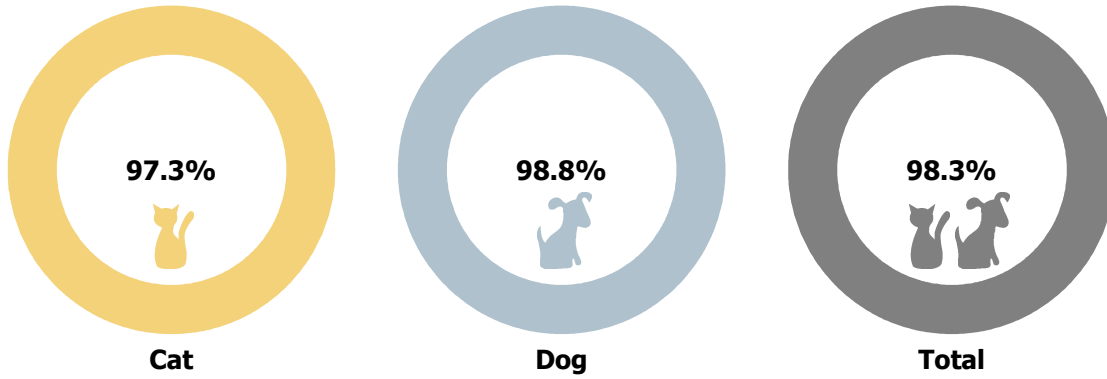
Yearly April Outcomes by Outcome Type



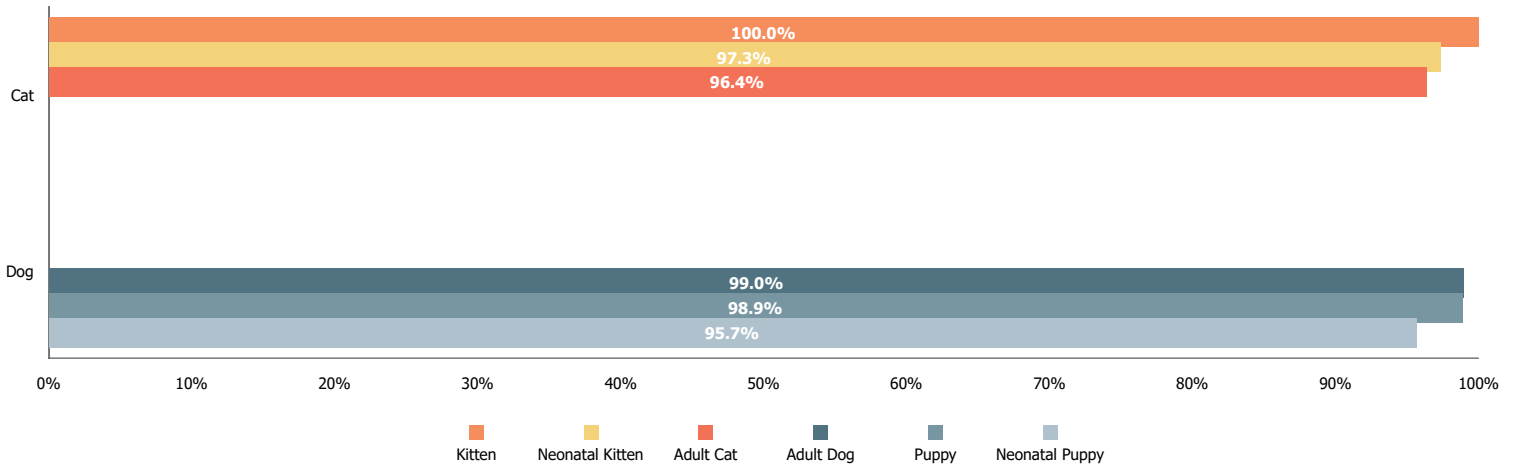
Yearly April Outcomes by Animal Type



## Total Live Release Rates



## Live Release Rates by Age Breakdown



## Yearly April Live Release Rates Compared

