


# Austin Animal Center Monthly Report September 2019

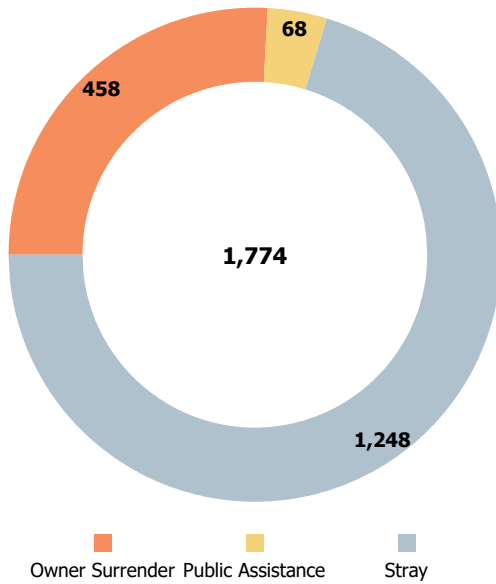


# Austin Animal Center September 2019 Intakes



	Neonatal	Kitten	Adult Cat	Neonatal	Puppy	Adult Dog	Total
Owner Surrender	23	98	84	14	75	164	458
Public Assistance	3	0	5	8	6	46	68
Stray	297	222	118	10	238	363	1,248
<b>Total</b>	<b>323</b>	<b>320</b>	<b>207</b>	<b>32</b>	<b>319</b>	<b>573</b>	<b>1,774</b>

Intakes by Intake Type



## Age Breakdown

### Neonatal

under 6 weeks old

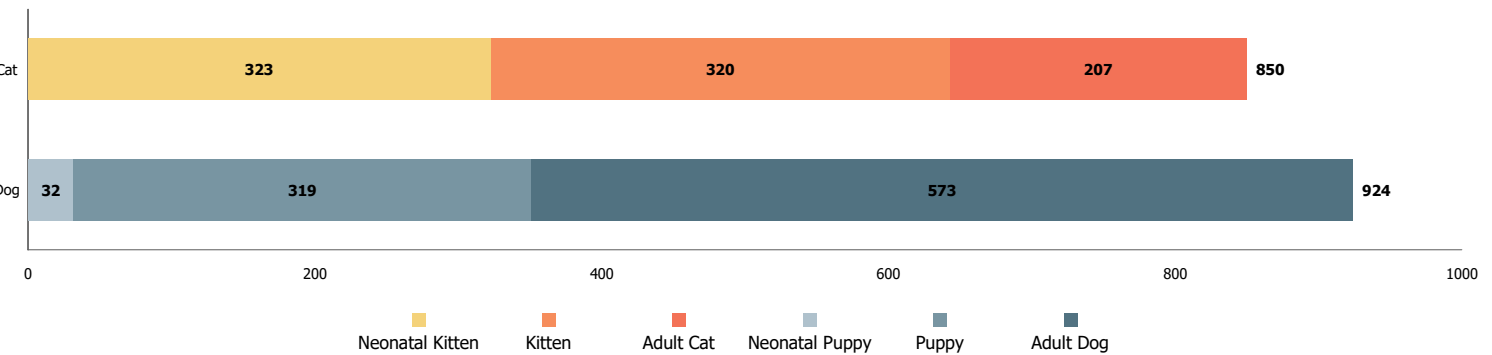
### Kitten/Puppy

6 weeks to under 1 year old

### Adult

at least 1 year old

Intakes by Age Breakdown

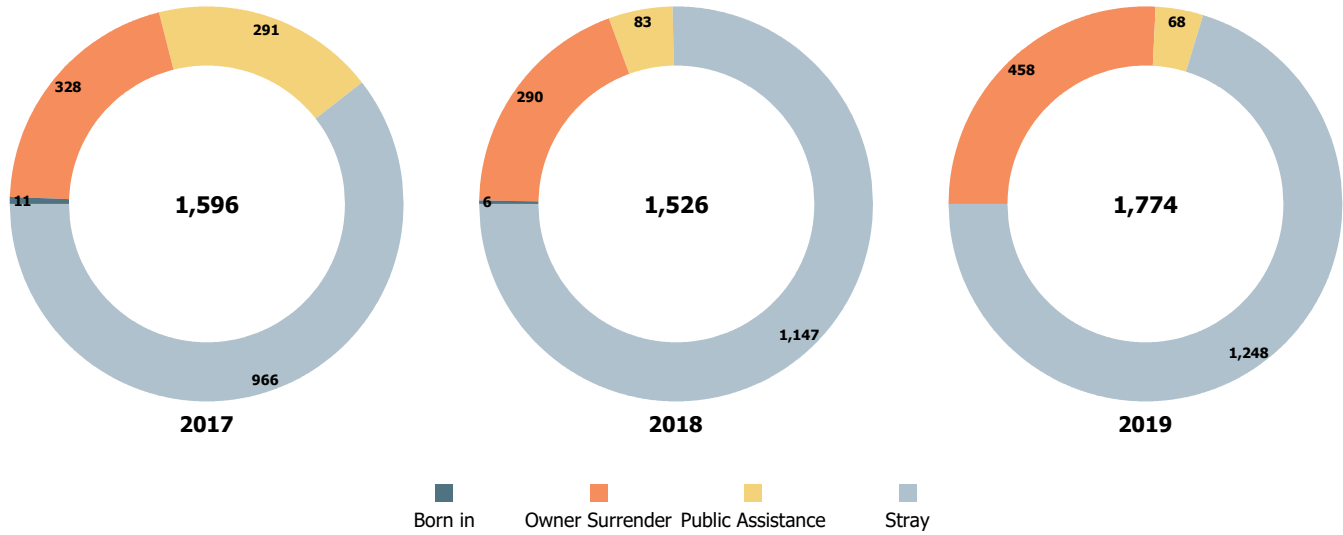


# Austin Animal Center September 2017 to 2019 Intakes

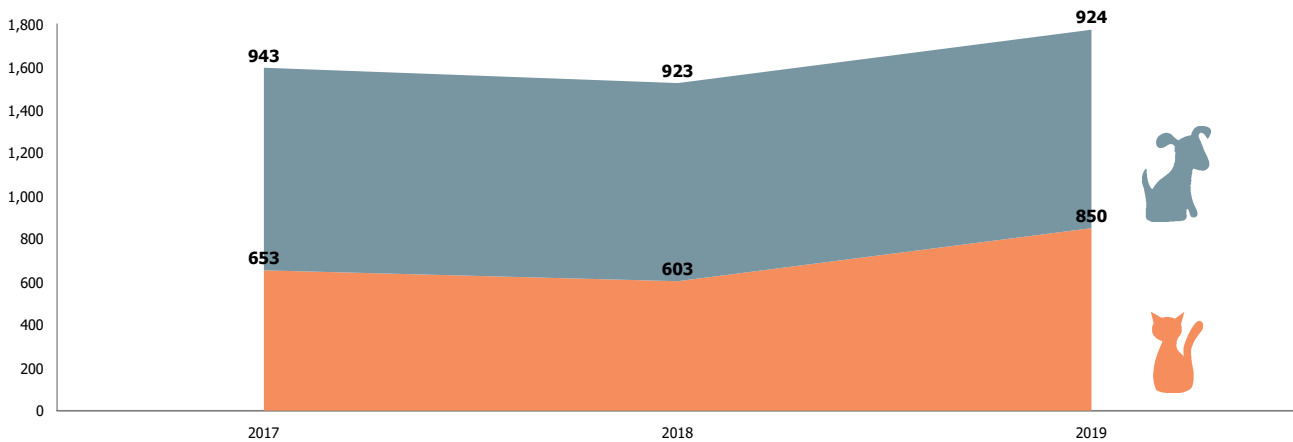


	2017			2018			2019		
	Cat	Dog	Total	Cat	Dog	Total	Cat	Dog	Total
<b>Born in</b>	3	8	<b>11</b>	6	0	<b>6</b>	0	0	<b>0</b>
<b>Owner Surrender</b>	162	166	<b>328</b>	96	194	<b>290</b>	205	253	<b>458</b>
<b>Public Assistance</b>	19	272	<b>291</b>	13	70	<b>83</b>	8	60	<b>68</b>
<b>Stray</b>	469	497	<b>966</b>	488	659	<b>1,147</b>	637	611	<b>1,248</b>
<b>Total</b>	<b>653</b>	<b>943</b>	<b>1,596</b>	<b>603</b>	<b>923</b>	<b>1,526</b>	<b>850</b>	<b>924</b>	<b>1,774</b>

### Yearly September Intakes by Intake Type



### Yearly September Intakes by Animal Type

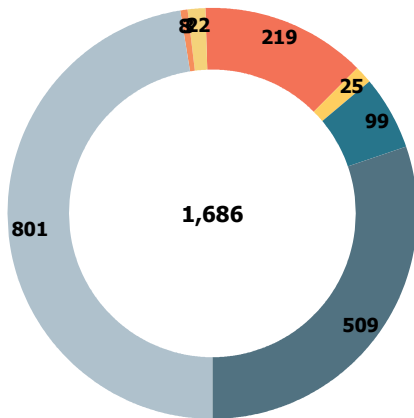


# Austin Animal Center September 2019 Outcomes



	Neonatal	Kitten	Adult Cat	Neonatal	Puppy	Adult Dog	Total
<b>Adoption</b>	0	283	69	0	190	259	<b>801</b>
<b>Deceased</b>	3	2	0	1	1	1	<b>8</b>
<b>Disposal</b>	0	1	1	0	0	1	<b>3</b>
<b>Humane Euthanasia</b>	1	5	5	0	2	9	<b>22</b>
<b>RTO</b>	0	0	30	8	35	146	<b>219</b>
<b>Rto-Adopt</b>	0	0	2	0	3	20	<b>25</b>
<b>Shelter Neuter Return</b>	1	48	49	0	0	1	<b>99</b>
<b>Transfer</b>	183	58	37	10	81	140	<b>509</b>
<b>Total</b>	<b>188</b>	<b>397</b>	<b>193</b>	<b>19</b>	<b>312</b>	<b>577</b>	<b>1,686</b>

**Outcomes by Outcome Type**



**Age Breakdown**

**Neonatal**

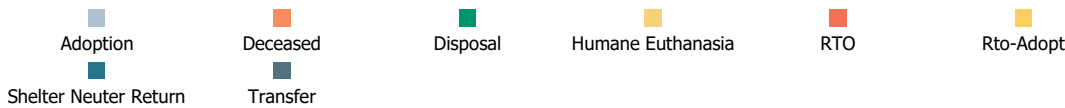
under 6 weeks old

**Kitten/Puppy**

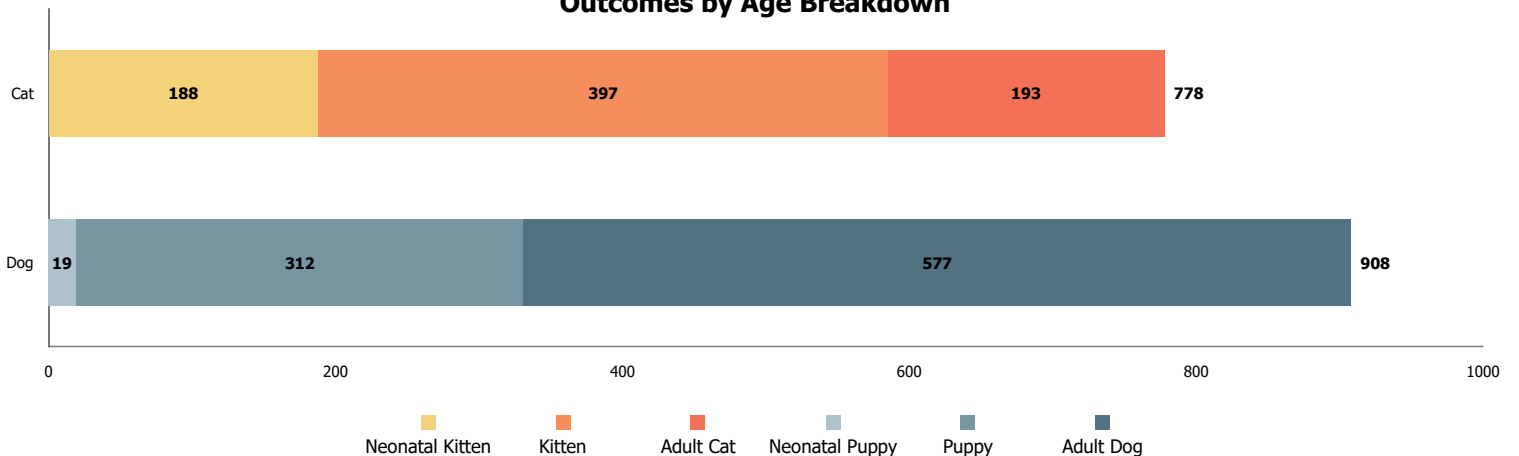
6 weeks to under 1 year old

**Adult**

at least 1 year old



**Outcomes by Age Breakdown**

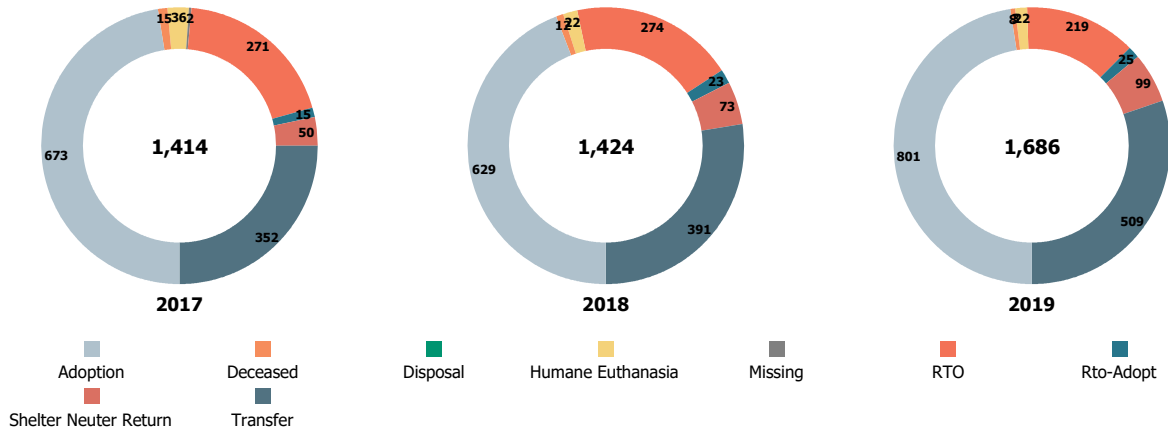


# Austin Animal Center September 2017 to 2019 Outcomes

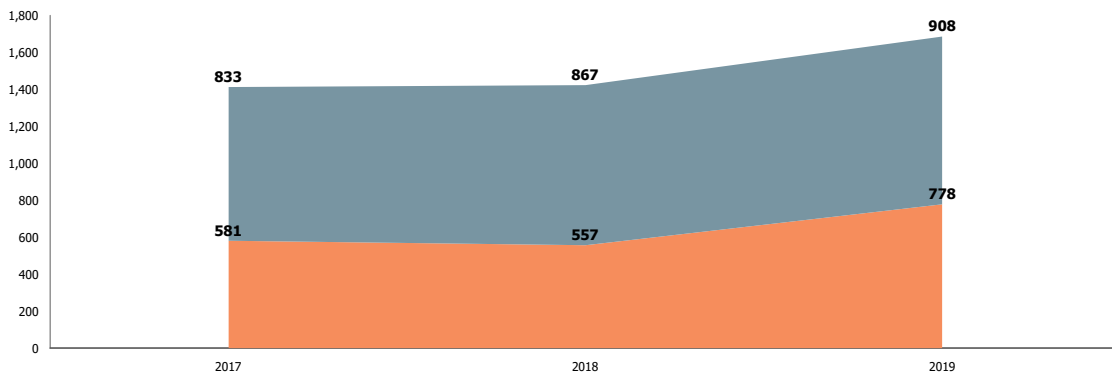


	2017			2018			2019		
	Cat	Dog	Total	Cat	Dog	Total	Cat	Dog	Total
<b>Adoption</b>	306	367	<b>673</b>	250	379	<b>629</b>	352	449	<b>801</b>
<b>Deceased</b>	12	3	<b>15</b>	8	4	<b>12</b>	5	3	<b>8</b>
<b>Disposal</b>	0	0	<b>0</b>	0	0	<b>0</b>	2	1	<b>3</b>
<b>Humane Euthanasia</b>	25	11	<b>36</b>	14	8	<b>22</b>	11	11	<b>22</b>
<b>Missing</b>	1	1	<b>2</b>	0	0	<b>0</b>	0	0	<b>0</b>
<b>RTO</b>	31	240	<b>271</b>	28	246	<b>274</b>	30	189	<b>219</b>
<b>Rto-Adopt</b>	2	13	<b>15</b>	4	19	<b>23</b>	2	23	<b>25</b>
<b>Shelter Neuter Return</b>	50	0	<b>50</b>	73	0	<b>73</b>	98	1	<b>99</b>
<b>Transfer</b>	154	198	<b>352</b>	180	211	<b>391</b>	278	231	<b>509</b>
<b>Total</b>	<b>581</b>	<b>833</b>	<b>1,414</b>	<b>557</b>	<b>867</b>	<b>1,424</b>	<b>778</b>	<b>908</b>	<b>1,686</b>

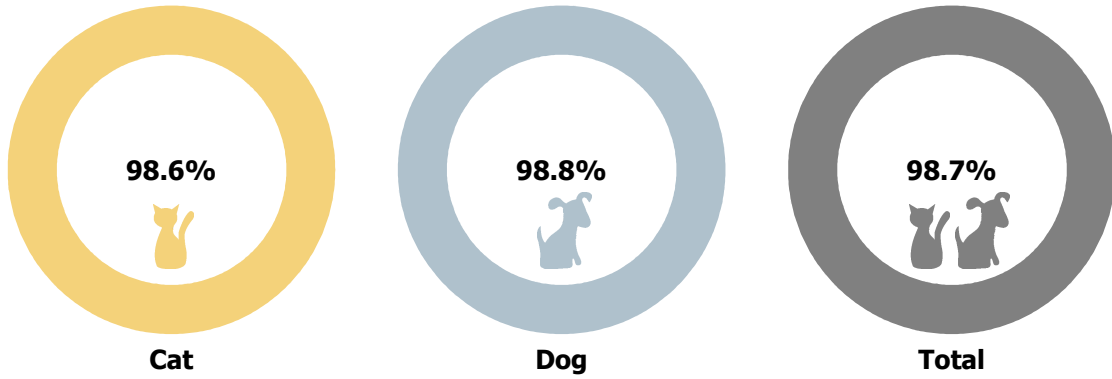
### Yearly September Outcomes by Outcome Type



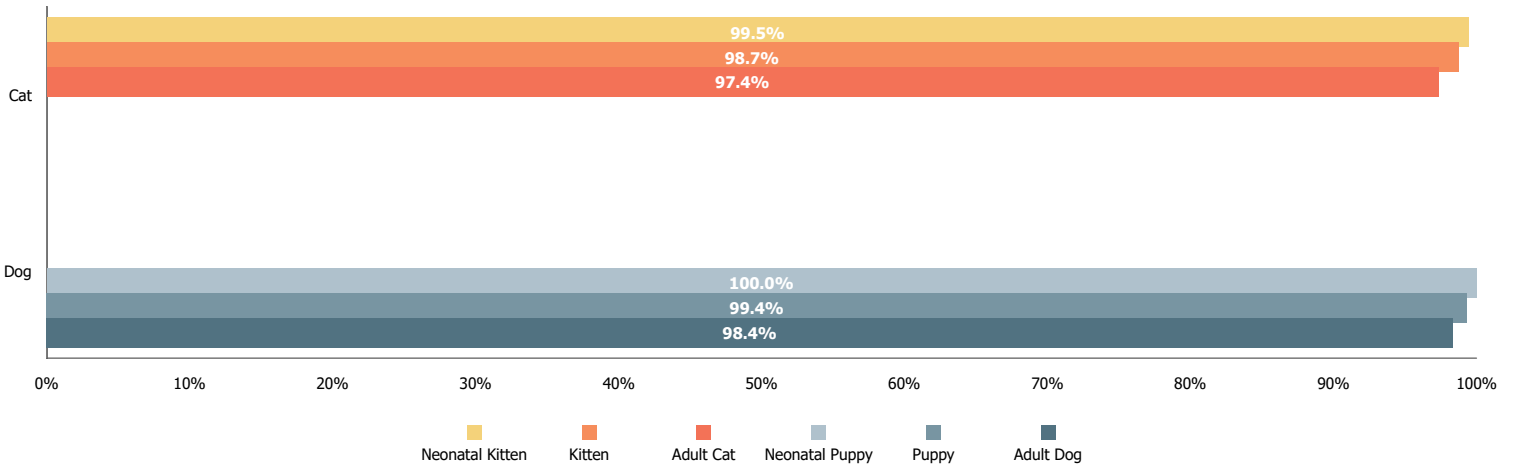
### Yearly September Outcomes by Animal Type



## Total Live Release Rates



## Live Release Rates by Age Breakdown



## Yearly September Live Release Rates Compared

